



ADAC GT Masters

Results Race 2

Provisional



Spa Francorchamps, Length: 7004 m

Air temperature: 16.7°C

Track temperature: 22.4°C

Weather condition: Dry

DMSB Reg. Nr.: C-S-AGTM-INT-012

Sunday 21.6.2015 12:00

started : 19 classified : 19 not classified : 0

	Drivers	Team	Car	Laps	Total Time	Gap	Kph	Lap	Time	Kph
1	21 S.Asch/L.Ludwig	Team Zakspeed	Mercedes-Benz SLS AMG GT3	18	51:19.320		147,4	16	2:38.725	158,9
2	66 A.Wirth/D.Keilwitz	Callaway Competition	Corvette Z06.R GT3	18	51:22.194	2.874	147,3	11	2:38.929	158,7
3	24 F.Stoll/M.Basseng	kfzteile24 MS RACING	Audi R8 LMS ultra	18	51:24.539	5.219	147,1	17	2:38.793	158,8
4	2 J.Pepper/N.Thiim	C. Abt Racing	Audi R8 LMS ultra	18	51:35.078	15.758	146,6	10	2:39.628	158,0
5	80 J.Klingmann/D.Baumann	BMW Sports Trophy Team Schubert	BMW Z4 GT3	18	51:40.398	21.078	146,4	17	2:40.651	157,0
6	19 C.Hürtgen/U.Alzen	BMW Sports Trophy Team Schubert	BMW Z4 GT3	18	51:43.090	23.770	146,3	18	2:40.169	157,4
7	16 P.Geipel/R.Frey	YACO Racing	Audi R8 LMS ultra	18	51:43.867	24.547	146,2	17	2:40.086	157,5
8	36 M.Ragginger/K.Bachler	Schütz Motorsport	Porsche 911 GT3 R	18	51:44.884	25.564	146,2	14	2:38.636	158,9
9	3 A.Weishaupt(*G*)/C.Jöns	C. Abt Racing	Audi R8 LMS ultra	18	51:45.872	26.552	146,1	11	2:38.524	159,1
10	42 H.Proczyk/B.Schneider	HP Racing	Mercedes-Benz SLS AMG GT3	18	51:48.990	29.670	146,0	10	2:39.820	157,8
11	1 S.Wackerbauer/K.van der Linde	C. Abt Racing	Audi R8 LMS ultra	18	51:56.826	37.506	145,6	18	2:39.777	157,8
12	13 R.Lips(*G*)/S.Barth	RWT-Racing Team	Corvette Z06.R GT3	18	51:59.300	39.980	145,5	17	2:41.362	156,3
13	22 F.Scholze(*G*)/D.Jöst(*G*)	MRS GT Racing	Nissan GT-R Nismo GT3	18	52:00.172	40.852	145,5	17	2:40.785	156,8
14	69 P.Assenheimer/D.Alessi	Callaway Competition	Corvette Z06.R GT3	18	52:00.695	41.375	145,4	17	2:40.252	157,3
15	7 L.Stolz/J.Bleekemolen	Bentley Team HTP	Bentley Continental GT3	18	52:07.576	48.256	145,1	17	2:39.928	157,7
16	100 D.Dobitsch/E.Sandström	kfzteile24 MS RACING	Audi R8 LMS ultra	18	52:08.003	48.683	145,1	16	2:38.757	158,8
17	8 C.Schmid/F.Hamprecht	Bentley Team HTP	Bentley Continental GT3	18	52:29.709	1:10.389	144,1	18	2:38.574	159,0
18	12 L.Marionek/S.Sladecka(*G*)	Senkyr Motorsport	BMW Z4 GT3	18	52:34.323	1:15.003	143,9	16	2:42.323	155,3
19	99 R.Bourdeaux(*G*)/A.Renauer	Herberth Motorsport	Porsche 911 GT3 R	18	52:43.449	1:24.129	143,5	17	2:43.701	154,0

Fastest lap of the race. Car 3 driver Jöns on lap 11. Time 2:38.524, average speed 159,1 km/h.

withdraw car no. 25

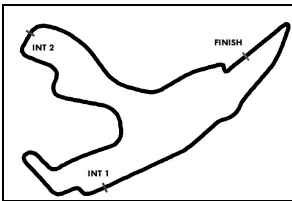
(*G*) marks the gentlemen driver

Subject to final scrutineering!

Publications Time:

Clerk of the course:

Time Keeping:



Spa Francorchamps, Length: 7004 m

ADAC GT Masters

Lap chart Race 2

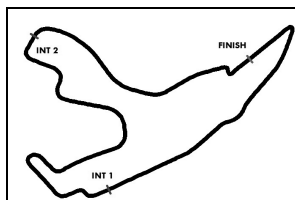
Provisional



Sunday 21.6.2015 12:00

POS	1	2	3	4	5	6	7	8	9	10	11	12	13	14	15	16	17	18	19	20	21	22	
LAP 1	42	21	19	66	80	100	24	3	69	36	1	2	13	16	8	22	12	7	99				
LAP 2	42	21	66	19	80	100	24	3	69	2	36	1	13	16	22	8	12	99	7				
LAP 3	42	21	66	19	80	100	24	3	69	2	36	1	13	16	22	8	12	99	7				
LAP 4	42	21	66	19	80	100	24	3	2	36	1	69	13	16	22	8	12	99	7				
LAP 5	42	21	66	19	80	24	3	2	36	1	13	16	22	69	12	.8	99	7	100				
LAP 6	42	21	66	19	80	24	3	2	1	36	13	16	22	69	12	99	7	100	8				
LAP 7	42	21	66	19	80	24	3	2	1	36	13	16	22	69	12	99	7	100	8				
LAP 8	42	21	66	19	24	80	2	3	1	36	16	13	22	69	100	12	99	7	8				
LAP 9	42	66	24	.21	2	3	.19	1	16	.80	13	22	100	69	.36	12	99	.7	8				
LAP 10	42	66	24	2	3	16	13	.1	100	.22	.69	12	99	8	21	19	80	36	7				
LAP 11	42	66	2	3	.24	.16	.13	.100	.99	.12	21	.8	19	80	1	36	22	69	7				
LAP 12	.66	.42	.2	.3	21	24	19	80	16	13	1	36	100	22	69	7	12	99	8				
LAP 13	42	66	21	24	2	3	19	80	16	36	13	1	100	22	69	7	12	99	8				
LAP 14	42	66	21	24	2	3	80	19	16	36	13	1	22	69	.100	7	12	99	8				
LAP 15	21	66	24	.42	2	3	80	19	16	36	13	1	22	69	7	100	12	8	99				
LAP 16	21	66	24	2	80	3	19	16	42	36	13	1	22	69	7	100	12	8	99				
LAP 17	21	66	24	2	80	3	19	16	36	42	13	1	22	69	7	100	8	12	99				
LAP 18	21	66	24	2	80	19	16	36	3	42	1	13	22	69	7	100	8	12	99				

. - PIT STOP ' - LAP BEHIND



ADAC GT Masters

Lap Analysis Race 2

Provisional



Spa Francorchamps, Length: 7004 m

Air temperature: 16.7°C

Track temperature: 22.4°C

Weather condition: Dry

DMSB Reg. Nr.: C-S-AGTM-INT-012

Sunday 21.6.2015 12:00

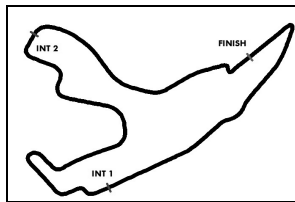
Lap	Time	SE1	SP1	SE2	SP2	SE3	SP3	Lap	Time	SE1	SP1	SE2	SP2	SE3	SP3
1 Stefan Wackerbauer, DEU/ Kelvin van der Linde, ZAF								theoretical besttime: 2:39.777							
1	3:01.371	53.778	164	1:23.180	138	44.413	153	10	2:47.700	44.856	227	1:16.202	148	46.642	
2	2:48.694	47.133	201	1:19.549	144	42.012	155	11	3:42.627	1:41.156	199	1:19.900	142	41.571	156
3	2:44.547	45.957	211	1:17.438	147	41.152	156	12	2:44.269	45.356	225	1:17.883	147	41.030	158
4	2:46.386	45.295	211	1:17.399	145	43.692	153	13	2:44.143	44.795	207	1:18.397	145	40.951	158
5	2:51.087	46.607	211	1:20.173	138	44.307	156	14	2:42.870	44.581	208	1:17.560	144	40.729	156
6	3:00.573	45.630	197	1:25.713	136	49.230	146	15	2:42.043	44.451	220	1:17.114	146	40.478	157
7	3:47.702	1:00.710	128	1:44.400	108	1:02.592	156	16	2:41.214	44.378	218	1:16.410	149	40.426	159
8	2:47.301	45.931	198	1:19.350	139	42.020	156	17	2:41.025	44.118	226	1:16.532	145	40.375	158
9	2:43.497	45.142	210	1:17.450	145	40.905	157	18	2:39.777	43.809	243	1:15.806	147	40.162	159

2 Jordan Lee Pepper, ZAF/ Nicki Thiim, DNK								theoretical besttime: 2:38.144							
1	3:01.877	56.752	182	1:21.834	142	43.291	154	10	2:39.628	44.092	234	1:15.113	151	40.423	156
2	2:46.266	46.659	203	1:17.970	148	41.637	154	11	2:39.798	44.009	227	1:15.113	149	40.676	155
3	2:42.476	45.015	218	1:16.438	151	41.023	157	12	2:43.843	43.684	241	1:14.105	152	46.054	
4	2:45.720	45.340	214	1:17.100	149	43.280	154	13	3:43.118	1:43.463	195	1:18.866	146	40.789	154
5	2:51.428	45.570	210	1:21.427	144	44.431	155	14	2:41.519	44.369	223	1:16.724	147	40.426	157
6	3:02.063	45.331	209	1:28.499	137	48.233	148	15	2:40.843	44.241	227	1:15.820	146	40.782	158
7	3:50.131	1:02.354	127	1:44.396	120	1:03.381	155	16	2:40.148	44.150	241	1:15.388	146	40.610	156
8	2:45.053	45.580	208	1:18.144	148	41.329	156	17	2:40.084	44.359	225	1:15.026	146	40.699	157
9	2:41.415	45.191	222	1:15.756	152	40.468	156	18	2:39.668	44.388	230	1:14.925	145	40.355	156

3 Andreas Weishaupt, DEU/ Christer Jöns, DEU								theoretical besttime: 2:38.474							
1	2:57.439	53.607	162	1:20.853	145	42.979	154	10	2:41.215	45.507	235	1:15.338	145	40.370	156
2	2:43.983	45.663	206	1:16.646	151	41.674	155	11	2:38.524	43.635	239	1:14.721	150	40.168	157
3	2:43.836	45.364	210	1:16.527	151	41.945	155	12	2:44.712	43.585	237	1:14.985	152	46.142	
4	2:45.343	45.434	212	1:16.608	146	43.301	158	13	3:40.440	1:39.992	198	1:18.622	151	41.826	155
5	2:54.848	47.545	194	1:21.083	137	46.220	155	14	2:41.373	44.833	214	1:15.540	149	41.000	155
6	3:03.187	46.196	181	1:28.467	127	48.524	156	15	2:42.504	44.752	208	1:16.040	151	41.712	148
7	3:50.915	1:02.001	126	1:44.974	121	1:03.940	153	16	2:42.281	45.062	200	1:16.198	148	41.021	157
8	2:46.704	46.126	194	1:18.503	144	42.075	157	17	2:41.788	44.406	201	1:16.443	149	40.939	155
9	2:43.149	44.969	205	1:16.819	145	41.361	157	18	2:43.631	44.507	225	1:17.335	151	41.789	148

7 Luca Stolz, DEU/ Jeroen Bleekemolen, NLD								theoretical besttime: 2:39.529							
1	3:09.293	59.172	178	1:24.440	134	45.681	150	10	3:40.723	1:41.257	211	1:17.591	145	41.875	155
2	2:54.904	49.047	187	1:21.678	139	44.179	151	11	2:42.507	45.087	232	1:16.197	151	41.223	156
3	2:49.454	47.518	207	1:18.664	142	43.272	150	12	2:42.111	45.216	232	1:15.724	150	41.171	155
4	2:51.507	46.738	211	1:18.894	139	45.875	150	13	2:40.799	44.541	230	1:15.506	154	40.752	157
5	3:05.169	48.052	182	1:27.713	129	49.404	151	14	2:40.844	44.398	231	1:15.633	154	40.813	156
6	3:05.468	51.817	170	1:27.286	133	46.365	153	15	2:40.625	44.564	230	1:15.290	153	40.771	156
7	3:11.174	49.061	186	1:22.784	131	59.329	151	16	2:40.113	44.565	246	1:15.039	153	40.509	157
8	2:55.871	49.425	196	1:22.096	137	44.350	152	17	2:39.928	43.981	239	1:15.269	153	40.678	156
9	2:57.031	47.006	207	1:19.190	139	50.835		18	2:40.055	44.158	231	1:15.357	148	40.540	156

8 Clemens Schmid, AUT/ Fabian Hamprecht, DEU								theoretical besttime: 2:38.256							
1	3:04.556	56.741	179	1:22.674	136	45.141	140	10	2:40.682	44.589	240	1:15.281	150	40.812	157
2	2:49.463	47.226	190	1:19.780	150	42.457	149	11	2:45.665	44.016	233	1:15.490	153	46.159	
3	2:45.592	46.419	210	1:16.908	149	42.265	151	12	3:38.965	1:40.804	228	1:17.007	147	41.154	156
4	2:47.547	45.565	201	1:17.477	147	44.505	149	13	2:40.397	44.524	234	1:15.312	152	40.561	155
5	3:03.818	46.273	203	1:23.232	136	54.313		14	2:41.507	44.471	225	1:16.282	144	40.754	156
6	4:39.076	2:33.187	199	1:22.596	145	43.293	152	15	2:43.336	44.811	218	1:16.751	139	41.774	155
7	2:45.194	45.701	225	1:17.527	146	41.966	154	16	2:38.790	43.594	250	1:14.552	149	40.644	156
8	2:42.912	45.007	220	1:16.537	144	41.368	155	17	2:41.583	44.034	237	1:15.887	141	41.662	155
9	2:42.052	44.952	229	1:16.097	151	41.003	156	18	2:38.574	43.912	239	1:14.428	149	40.234	157



ADAC GT Masters

Lap Analysis Race 2

Provisional



Spa Francorchamps, Length: 7004 m

Air temperature: 16.7°C

Track temperature: 22.4°C

Weather condition: Dry

DMSB Reg. Nr.: C-S-AGTM-INT-012

Sunday 21.6.2015 12:00

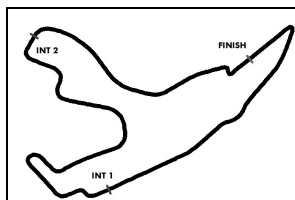
Lap	Time	SE1	SP1	SE2	SP2	SE3	SP3	Lap	Time	SE1	SP1	SE2	SP2	SE3	SP3
12	Lennart Marioneck, DEU/ Samuel Sladicka, SVK							theoretical besttime: 2:42.319							
1	3:05.916	59.659	166	1:21.371	136	44.886	152	10	2:45.380	45.065	224	1:17.852	143	42.463	155
2	2:50.009	47.410	200	1:19.653	143	42.946	152	11	2:55.507	45.023	231	1:18.118	140	52.366	
3	2:48.021	45.998	207	1:18.924	141	43.099	154	12	3:44.400	1:42.850	213	1:19.625	141	41.925	158
4	2:48.012	45.503	220	1:18.303	141	44.206	153	13	2:44.816	45.626	217	1:17.731	147	41.459	157
5	2:57.428	45.888	213	1:23.042	130	48.498	152	14	2:44.476	45.505	213	1:17.693	147	41.278	157
6	3:03.933	49.104	194	1:26.644	128	48.185	139	15	2:44.138	45.623	224	1:17.253	148	41.262	157
7	3:31.727	47.237	210	1:42.864	94	1:01.626	151	16	2:42.323	44.944	237	1:16.294	151	41.085	157
8	2:53.887	47.116	212	1:22.152	136	44.619	153	17	2:44.060	45.105	232	1:16.520	144	42.435	156
9	2:47.524	45.738	208	1:19.456	136	42.330	155	18	2:42.766	45.052	234	1:16.633	144	41.081	157

13	Remo Lips, CHE/ Sven Barth, DEU							theoretical besttime: 2:40.766							
1	3:02.335	56.201	188	1:21.221	143	44.913	152	10	2:41.618	44.679	228	1:16.234	154	40.705	157
2	2:48.687	47.199	214	1:19.108	148	42.380	155	11	2:47.068	44.234	226	1:15.911	147	46.923	
3	2:44.546	45.461	224	1:17.525	150	41.560	154	12	3:40.751	1:39.860	222	1:18.869	145	42.022	157
4	2:46.182	45.322	231	1:17.089	148	43.771	153	13	2:44.202	44.847	210	1:17.985	146	41.370	158
5	2:54.555	46.668	198	1:22.798	148	45.089	155	14	2:42.182	44.365	225	1:16.905	151	40.912	158
6	2:59.970	45.806	181	1:27.921	138	46.243	147	15	2:42.284	44.585	225	1:16.787	149	40.912	159
7	3:45.727	58.975	121	1:43.861	112	1:02.891	153	16	2:41.723	44.474	226	1:16.462	149	40.787	158
8	2:49.596	46.644	214	1:19.730	149	43.222	156	17	2:41.362	44.150	227	1:16.441	147	40.771	157
9	2:44.162	44.988	227	1:17.563	148	41.611	157	18	2:42.350	44.972	224	1:16.498	150	40.880	157

16	Philip Geipel, DEU/ Rahel Frey, CHE							theoretical besttime: 2:39.356							
1	3:03.301	56.424	186	1:21.957	141	44.920	155	10	2:40.719	44.519	238	1:15.265	156	40.935	161
2	2:48.381	47.039	192	1:18.676	151	42.666	154	11	2:46.847	43.847	237	1:15.101	152	47.899	
3	2:44.857	45.605	215	1:17.393	153	41.859	158	12	3:38.726	1:40.390	241	1:17.103	145	41.233	158
4	2:46.300	45.362	213	1:17.166	151	43.772	158	13	2:40.982	44.365	221	1:15.827	156	40.790	159
5	2:54.119	45.871	204	1:22.699	138	45.549	158	14	2:40.974	44.183	225	1:16.070	152	40.721	159
6	3:00.639	46.476	195	1:27.985	140	46.178	154	15	2:41.132	44.436	221	1:15.940	150	40.756	157
7	3:44.700	58.187	128	1:43.877	111	1:02.636	155	16	2:40.599	44.420	233	1:15.727	149	40.452	159
8	2:48.042	46.350	213	1:19.140	145	42.552	158	17	2:40.086	44.036	233	1:15.603	151	40.447	160
9	2:42.943	44.654	213	1:16.681	150	41.608	159	18	2:40.520	44.109	227	1:16.003	152	40.408	160

19	Claudia Hürtgen, DEU/ Uwe Alzen, DEU							theoretical besttime: 2:40.041							
1	2:51.602	47.933	179	1:20.368	140	43.301	150	10	3:38.765	1:39.297	216	1:18.065	150	41.403	156
2	2:45.922	45.691	205	1:18.614	151	41.617	154	11	2:42.160	44.932	209	1:16.436	148	40.792	156
3	2:44.275	45.201	229	1:17.634	153	41.440	153	12	2:41.382	44.975	211	1:15.818	153	40.589	155
4	2:45.261	44.794	238	1:17.423	146	43.044	155	13	2:42.269	44.380	217	1:15.841	151	42.048	156
5	2:50.089	44.866	202	1:20.159	146	45.064	155	14	2:42.966	44.463	228	1:17.659	153	40.844	153
6	3:05.720	45.395	217	1:26.891	110	53.434	153	15	2:41.712	45.353	213	1:15.536	154	40.823	155
7	3:54.720	1:04.363	144	1:46.418	92	1:03.939	152	16	2:41.457	45.020	213	1:15.512	152	40.925	156
8	2:43.984	44.917	223	1:17.404	150	41.663	155	17	2:41.835	44.301	224	1:16.174	147	41.360	155
9	2:48.802	45.089	238	1:16.774	148	46.939		18	2:40.169	44.186	244	1:15.266	147	40.717	155

21	Sebastian Asch, DEU/ Luca Ludwig, DEU							theoretical besttime: 2:38.675							
1	2:49.747	48.115	193	1:19.813	141	41.819	154	11	2:39.168	44.094	224	1:14.968	153	40.106	154
2	2:42.259	45.166	232	1:15.954	144	41.139	155	12	2:39.341	43.924	235	1:15.090	151	40.327	154
3	2:41.873	45.100	215	1:15.850	142	40.923	157	13	2:39.450	43.869	241	1:14.920	153	40.661	156
4	2:42.842	44.795	226	1:16.055	140	41.992	154	14	2:40.413	44.107	237	1:15.650	152	40.656	157
5	2:48.042	44.946	201	1:18.538	141	44.558	153	15	2:40.238	44.307	207	1:15.498	152	40.433	156
6	3:14.615	45.200	203	1:37.053	119	52.362	140	16	2:38.725	43.836	240	1:14.733	152	40.156	157
7	3:56.350	1:05.022	121	1:47.683	87	1:03.645	154	17	2:39.239	44.102	232	1:14.762	153	40.375	157
8	2:42.788	44.757	196	1:16.961	144	41.070	157	18	2:39.416	44.143	233	1:14.798	151	40.475	155
9	2:47.368	44.255	227	1:16.412	144	46.701									
10	3:37.446	1:40.552	231	1:15.711	148	41.183	155								



ADAC GT Masters

Lap Analysis Race 2

Provisional



Spa Francorchamps, Length: 7004 m

Air temperature: 16.7°C

Track temperature: 22.4°C

Weather condition: Dry

DMSB Reg. Nr.: C-S-AGTM-INT-012

Sunday 21.6.2015 12:00

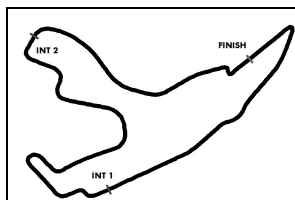
Lap	Time	SE1	SP1	SE2	SP2	SE3	SP3	Lap	Time	SE1	SP1	SE2	SP2	SE3	SP3
22	Florian Scholze, DEU/ Dominic Jöst, DEU							theoretical besttime: 2:40.620							
1	3:04.967	57.513	177	1:22.312	144	45.142	151	10	2:48.758	44.809	233	1:16.526	158	47.423	
2	2:48.359	46.488	212	1:19.399	154	42.472	155	11	3:41.645	1:41.479	222	1:18.481	149	41.685	155
3	2:45.004	45.727	207	1:17.500	152	41.777	155	12	2:42.935	44.719	236	1:17.045	146	41.171	155
4	2:46.128	45.296	211	1:17.456	154	43.376	155	13	2:41.753	44.028	245	1:16.569	153	41.156	154
5	2:55.668	46.131	197	1:23.805	151	45.732	153	14	2:42.439	44.322	243	1:16.424	154	41.693	155
6	2:59.179	45.945	190	1:26.333	142	46.901	150	15	2:41.927	44.251	250	1:16.901	146	40.775	159
7	3:43.987	57.063	125	1:43.969	112	1:02.955	150	16	2:41.269	43.721	250	1:16.468	151	41.080	153
8	2:49.083	46.029	208	1:20.131	151	42.923	153	17	2:40.785	43.843	250	1:16.124	152	40.818	157
9	2:44.842	45.299	222	1:17.540	156	42.003	155	18	2:41.444	43.818	231	1:16.543	154	41.083	157

24	Florian Stoll, DEU/ Marc Basseng, DEU							theoretical besttime: 2:38.793							
1	2:55.992	52.545	166	1:21.368	148	42.079	155	10	2:39.943	44.160	240	1:15.349	154	40.434	158
2	2:45.048	45.622	217	1:17.627	152	41.799	156	11	2:45.998	44.335	241	1:15.068	153	46.595	
3	2:43.444	45.298	232	1:16.546	150	41.600	156	12	3:35.297	1:38.655	234	1:15.854	142	40.788	157
4	2:45.925	45.454	218	1:16.718	152	43.753	155	13	2:40.401	44.673	220	1:15.305	150	40.423	158
5	2:53.527	47.242	210	1:20.478	144	45.807	154	14	2:40.343	44.385	235	1:15.112	144	40.846	157
6	3:00.909	46.395	194	1:25.733	134	48.781	154	15	2:39.863	44.442	223	1:14.905	147	40.516	157
7	3:53.698	1:04.785	130	1:45.254	112	1:03.659	157	16	2:39.148	44.044	232	1:14.701	146	40.403	159
8	2:45.008	45.586	211	1:17.994	151	41.428	158	17	2:38.793	44.011	241	1:14.484	144	40.298	157
9	2:41.677	44.696	221	1:16.130	155	40.851	157	18	2:39.525	44.148	238	1:14.921	144	40.456	157

36	Martin Ragginger, AUT/ Klaus Bachler, AUT							theoretical besttime: 2:38.627							
1	3:00.825	53.086	144	1:23.487	139	44.252	155	10	3:38.565	1:39.835	196	1:17.151	146	41.579	157
2	2:47.900	46.454	193	1:18.989	152	42.457	152	11	2:42.680	44.231	206	1:16.888	146	41.561	158
3	2:44.447	45.630	188	1:17.490	151	41.327	156	12	2:44.485	45.846	195	1:17.280	142	41.359	158
4	2:47.397	45.179	207	1:17.549	150	44.669	155	13	2:41.389	44.374	209	1:16.805	153	40.210	158
5	2:49.225	45.329	204	1:19.961	149	43.935	156	14	2:38.636	43.570	222	1:15.077	155	39.989	158
6	3:05.689	45.931	185	1:32.234	127	47.524	124	15	2:38.942	43.677	220	1:15.285	153	39.980	159
7	3:45.812	58.661	126	1:44.545	104	1:02.606	155	16	2:40.130	43.967	226	1:15.593	153	40.570	160
8	2:48.496	46.391	191	1:19.687	147	42.418	157	17	2:39.800	44.114	227	1:15.388	156	40.298	159
9	2:50.759	45.056	193	1:18.161	148	47.542		18	2:39.707	43.773	227	1:15.406	150	40.528	158

42	Hari Proczyk, AUT/ Bernd Schneider, DEU							theoretical besttime: 2:39.559							
1	2:47.849	47.344	205	1:18.842	151	41.663	156	10	2:39.820	43.774	244	1:15.782	155	40.264	157
2	2:43.824	45.554	223	1:17.012	149	41.258	157	11	2:39.823	43.707	245	1:15.588	153	40.528	156
3	2:41.539	44.977	233	1:15.992	147	40.570	156	12	2:45.651	44.043	228	1:15.747	153	45.861	
4	2:42.732	44.639	238	1:16.289	151	41.804	154	13	3:34.983	1:37.279	239	1:16.789	151	40.915	157
5	2:47.053	44.748	214	1:18.071	152	44.234	154	14	2:40.935	44.384	227	1:15.762	150	40.789	156
6	3:15.691	45.024	198	1:38.257	118	52.410	134	15	2:50.613	44.377	236	1:15.891	152	50.345	
7	3:56.633	1:04.524	129	1:47.958	95	1:04.151	153	16	2:54.390	56.470	225	1:16.985	150	40.935	157
8	2:42.545	44.424	225	1:17.385	151	40.736	155	17	2:42.804	44.831	221	1:16.828	150	41.145	157
9	2:41.092	43.928	238	1:16.579	152	40.585	156	18	2:41.013	44.205	244	1:16.082	150	40.726	158

66	Andreas Wirth, DEU/ Daniel Keilwitz, DEU							theoretical besttime: 2:37.982							
1	2:51.874	48.509	187	1:20.441	142	42.924	160	10	2:38.983	43.606	245	1:15.288	153	40.089	162
2	2:43.326	45.005	216	1:17.235	149	41.086	161	11	2:38.929	43.522	242	1:15.396	145	40.011	163
3	2:41.739	44.468	246	1:16.613	150	40.658	160	12	2:43.925	43.248	241	1:14.723	149	45.954	
4	2:42.291	44.209	233	1:16.040	151	42.042	160	13	3:37.800	1:39.823	216	1:17.351	153	40.626	160
5	2:50.862	45.059	198	1:19.758	140	46.045	160	14	2:40.818	44.056	220	1:16.134	153	40.628	160
6	3:11.434	44.911	217	1:33.767	115	52.756	139	15	2:41.649	44.194	225	1:16.536	155	40.919	161
7	3:55.041	1:04.593	137	1:46.985	90	1:03.463	158	16	2:40.233	44.095	247	1:15.613	153	40.525	160
8	2:43.396	44.606	229	1:17.557	147	41.233	162	17	2:39.088	43.947	244	1:14.962	151	40.179	161
9	2:40.836	43.907	244	1:16.157	141	40.772	161	18	2:39.970	43.672	231	1:15.207	153	41.091	159



ADAC GT Masters



Lap Analysis Race 2

Provisional

DMSB Reg. Nr.: C-S-AGTM-INT-012

Spa Francorchamps, Length: 7004 m

Air temperature: 16.7°C

Track temperature: 22.4°C

Weather condition: Dry

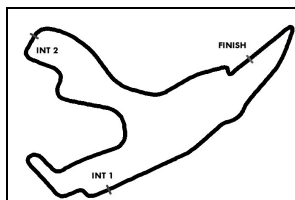
Sunday 21.6.2015 12:00

Lap	Time	SE1	SP1	SE2	SP2	SE3	SP3	Lap	Time	SE1	SP1	SE2	SP2	SE3	SP3
69	Patrick Assenheimer, DEU/ Diego Alessi, ITA							theoretical besttime: 2:40.155							
1	2:59.300	52.112	175	1:22.780	138	44.408	156	10	2:50.025	44.415	222	1:17.471	140	48.139	
2	2:47.243	45.916	197	1:19.625	143	41.702	158	11	3:41.441	1:40.292	197	1:19.023	147	42.126	159
3	2:43.812	44.797	221	1:17.618	150	41.397	158	12	2:43.289	44.630	220	1:17.635	148	41.024	159
4	2:50.709	45.859	206	1:18.668	146	46.182	149	13	2:41.739	44.225	205	1:16.762	154	40.752	158
5	3:02.204	46.535	170	1:28.609	132	47.060	157	14	2:41.887	44.178	221	1:16.925	152	40.784	152
6	3:03.655	48.154	149	1:28.569	134	46.932	158	15	2:41.525	44.166	238	1:16.711	152	40.648	155
7	3:36.617	50.401	123	1:44.958	105	1:01.258	156	16	2:40.398	44.151	240	1:15.800	152	40.447	157
8	2:50.024	47.453	161	1:19.862	141	42.709	158	17	2:40.252	43.966	236	1:15.742	150	40.544	156
9	2:45.441	44.443	217	1:18.737	141	42.261	158	18	2:41.134	44.505	238	1:16.098	151	40.531	156

80	Jens Klingmann, DEU/ Dominik Baumann, AUT							theoretical besttime: 2:40.124							
1	2:53.578	50.069	184	1:20.320	147	43.189	150	10	3:38.284	1:40.024	179	1:17.131	148	41.129	154
2	2:45.292	45.873	232	1:17.776	152	41.643	155	11	2:41.519	44.784	233	1:15.865	152	40.870	154
3	2:43.796	45.170	233	1:17.120	151	41.506	153	12	2:40.799	44.472	239	1:15.446	152	40.881	152
4	2:46.671	45.395	229	1:16.879	150	44.397	152	13	2:40.825	44.491	232	1:15.428	150	40.906	155
5	2:53.056	45.258	220	1:21.864	140	45.934	154	14	2:41.324	44.533	216	1:16.052	150	40.739	154
6	3:01.851	45.586	204	1:27.264	124	49.001	154	15	2:41.193	44.825	239	1:15.256	150	41.112	155
7	3:54.148	1:04.452	134	1:45.537	100	1:04.159	152	16	2:40.864	45.183	235	1:15.089	151	40.592	155
8	2:46.385	46.564	230	1:18.141	149	41.680	152	17	2:40.651	44.652	235	1:15.165	150	40.834	156
9	2:49.471	45.719	212	1:17.269	151	46.483		18	2:40.691	44.648	240	1:15.480	150	40.563	154

99	Rene Bourdeaux, DEU/ Alfred Renauer, DEU							theoretical besttime: 2:43.136							
1	3:10.074	59.994	161	1:24.502	138	45.578	154	10	2:45.063	44.968	208	1:18.557	140	41.538	157
2	2:50.825	48.310	197	1:20.276	147	42.239	156	11	2:52.412	44.466	214	1:18.166	141	49.780	
3	2:46.645	46.301	199	1:18.509	148	41.835	155	12	3:49.024	1:44.144	211	1:21.403	141	43.477	155
4	2:48.203	45.401	203	1:18.635	142	44.167	154	13	2:46.158	45.516	213	1:18.554	146	42.088	155
5	3:01.370	46.808	188	1:24.782	128	49.780	150	14	2:44.853	45.346	220	1:17.554	147	41.953	155
6	3:08.283	54.026	161	1:27.967	130	46.290	155	15	2:45.458	45.126	217	1:17.921	145	42.411	154
7	3:20.298	49.729	172	1:29.232	105	1:01.337	154	16	2:43.989	45.253	221	1:17.177	146	41.559	155
8	2:54.442	48.431	178	1:22.141	137	43.870	155	17	2:43.701	44.938	228	1:17.270	146	41.493	154
9	2:48.027	45.735	203	1:19.671	136	42.621	157	18	2:44.624	45.044	230	1:17.546	145	42.034	155

100	Daniel Dobitsch, AUT/ Edward Sandström, SWE							theoretical besttime: 2:38.367							
1	2:54.572	50.642	211	1:20.668	141	43.262	155	10	2:42.483	44.713	220	1:16.519	152	41.251	159
2	2:45.670	45.417	212	1:18.692	149	41.561	157	11	2:45.202	43.699	227	1:14.985	150	46.518	
3	2:43.953	44.924	217	1:17.177	148	41.852	156	12	3:42.333	1:42.548	182	1:18.063	143	41.722	157
4	2:45.770	44.976	219	1:16.912	149	43.882	156	13	2:42.682	44.602	215	1:16.974	145	41.106	157
5	3:40.970	1:32.903	206	1:22.244	139	45.823	156	14	2:49.258	45.035	203	1:16.766	142	47.457	
6	3:05.764	52.082	163	1:27.072	138	46.610	156	15	2:50.782	56.084	241	1:14.487	151	40.211	157
7	3:10.466	49.383	166	1:22.067	131	59.016	156	16	2:38.757	43.741	245	1:14.631	152	40.385	157
8	2:46.979	46.014	209	1:18.590	149	42.375	158	17	2:38.998	44.243	245	1:14.574	151	40.181	157
9	2:43.582	44.796	201	1:17.576	149	41.210	158	18	2:39.782	44.422	244	1:15.084	147	40.276	157



ADAC GT Masters

Pit stops Race 2

Provisional



Spa Francorchamps, Length: 7004 m

Air temperature: 16.8°C

Track temperature: 22.5°C

Weather condition: Dry

DMSB Reg. Nr.: C-S-AGTM-INT-012

Sunday 21.6.2015 12:00

Nr	Driver in	Day time in	Time in	Driver out	Day time out	Time out	Nett Time
8	Fabian Hamprecht	12:42:28	14:25.652	Fabian Hamprecht	12:44:06	16:04.155	1:38.503
21	Luca Ludwig	12:54:23	26:20.461	Luca Ludwig	12:55:31	27:29.053	1:08.592
19	Uwe Alzen	12:54:27	26:25.123	Uwe Alzen	12:55:34	27:31.608	1:06.485
80	Dominik Baumann	12:54:31	26:29.006	Dominik Baumann	12:55:37	27:35.066	1:06.060
36	Klaus Bachler	12:54:37	26:35.312	Klaus Bachler	12:55:44	27:42.312	1:07.000
7	Jeroen Bleekemolen	12:54:57	26:54.536	Jeroen Bleekemolen	12:56:03	28:00.506	1:05.970
1	Kelvin van der Linde	12:57:15	29:13.393	Stefan Wackerbauer	12:58:22	30:19.978	1:06.585
22	Dominic Jöst	12:57:23	29:20.523	Dominic Jöst	12:58:31	30:29.036	1:08.513
69	Diego Alessi	12:57:26	29:23.674	Diego Alessi	12:58:32	30:29.752	1:06.078
24	Marc Basseng	12:59:48	31:45.681	Marc Basseng	13:00:54	32:51.682	1:06.001
16	Rahel Frey	12:59:58	31:55.530	Rahel Frey	13:01:05	33:03.398	1:07.868
13	Sven Barth	13:00:01	31:59.056	Remo Lips	13:01:07	33:04.991	1:05.935
100	Edward Sandström	13:00:02	31:59.940	Edward Sandström	13:01:10	33:07.704	1:07.764
99	Alfred Renauer	13:00:22	32:20.239	Alfred Renauer	13:01:32	33:29.951	1:09.712
12	Samuel Sladicka	13:00:24	32:22.092	Lennart Marioneck	13:01:33	33:31.299	1:09.207
8	Fabian Hamprecht	13:00:43	32:41.228	Fabian Hamprecht	13:01:51	33:49.177	1:07.949
66	Daniel Keilwitz	13:02:19	34:17.241	Daniel Keilwitz	13:03:26	35:23.742	1:06.501
42	Bernd Schneider	13:02:21	34:18.924	Bernd Schneider	13:03:25	35:23.269	1:04.345
2	Nicki Thiim	13:02:26	34:24.357	Jordan Lee Pepper	13:03:35	35:33.200	1:08.843
3	Christer Jöns	13:02:30	34:28.354	Christer Jöns	13:03:37	35:34.985	1:06.631
100	Edward Sandström	13:09:16	41:14.287	Edward Sandström	13:09:40	41:38.297	24.010
42	Hari Proczyk	13:11:24	43:22.342	Hari Proczyk	13:11:52	43:49.846	27.504