



ADAC Formel 4

Result List Race 1

Provisional



Spa Francorchamps, Length: 7004 m

Air temperature: 13.8°C

Track temperature: 17.0°C

Weather condition: Dry

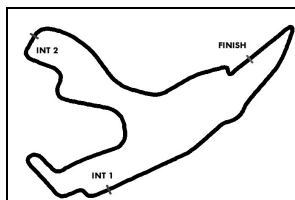
DMSB Reg. Nr.: C-S-AGTM-NAT-01

Amended
20.6.2015 - 19:11

Saturday 20.6.2015 14:50

started : 38 classified : 32 not classified : 6

#	Competitor	Sponsor	Laps	Total Time	Gap	Kph	Lap	Time	Kph
CI	Drivers	Car							
1	7 Motopark J.Eriksson(SWE)	ADAC Formel 4 powered by Abarth	11	31:11.141		148,2	9	2:22.850	176,5
2	32 Prema Powerteam SRL R G.Zhou(CHN)	ADAC Formel 4 powered by Abarth	11	31:11.811	0.670	148,2	8	2:23.150	176,1
3	4 ADAC Berlin-Brandenburg e.V. R.Shwartzman(RUS)	ADAC Formel 4 powered by Abarth	11	31:12.688	1.547	148,1	8	2:22.596	176,8
4	69 ADAC Berlin Brandenburg e.V. R L.Norris(GBR)	ADAC Formel 4 powered by Abarth	11	31:13.232	2.091	148,1	9	2:22.684	176,7
5	36 Van Amersfoort Racing J.Mawson(AUS)	ADAC Formel 4 powered by Abarth	11	31:13.812	2.671	148,0	8	2:23.463	175,8
6	99 Prema Powerteam SRL R.Aron(EST)	ADAC Formel 4 powered by Abarth	11	31:14.408	3.267	148,0	8	2:22.780	176,6
7	5 ADAC Berlin-Brandenburg e.V. R D.Beckmann(DEU)	ADAC Formel 4 powered by Abarth	11	31:14.639	3.498	148,0	8	2:23.040	176,3
8	28 HTP Juniorteam J.Esmeijer(NLD)	ADAC Formel 4 powered by Abarth	11	31:14.966	3.825	147,9	8	2:23.884	175,2
9	18 SMG Swiss Motorsport Group G.Maggi(CHE)	ADAC Formel 4 powered by Abarth	11	31:16.951	5.810	147,8	8	2:24.364	174,7
10	16 Jenzer Motorsport M.Böckmann(DEU)	ADAC Formel 4 powered by Abarth	11	31:17.800	6.659	147,7	8	2:24.556	174,4
11	10 Motopark M.Waldherr(DEU)	ADAC Formel 4 powered by Abarth	11	31:18.626	7.485	147,6	7	2:24.097	175,0
12	22 Lechner Racing F.Janits(AUT)	ADAC Formel 4 powered by Abarth	11	31:18.641	7.500	147,6	8	2:24.375	174,6
13	2 Neuhauser Racing T.Zimmermann(DEU)	ADAC Formel 4 powered by Abarth	11	31:19.250	8.109	147,6	7	2:24.390	174,6
14	1 Neuhauser Racing K.Schramm(DEU)	ADAC Formel 4 powered by Abarth	11	31:19.643	8.502	147,6	8	2:25.332	173,5
15	25 Van Amersfoort Racing R M.Schumacher(DEU)	ADAC Formel 4 powered by Abarth	11	31:20.032	8.891	147,5	8	2:23.736	175,4
16	77 Job van Uitert R J.Van Uitert(NLD)	ADAC Formel 4 powered by Abarth	11	31:20.288	9.147	147,5	9	2:25.054	173,8
17	44 RS Competition R G.Rupp(DEU)	ADAC Formel 4 powered by Abarth	11	31:21.034	9.893	147,4	9	2:26.103	172,6
18	9 Motopark R J.Cecotto(VEN)	ADAC Formel 4 powered by Abarth	11	31:21.323	10.182	147,4	8	2:25.512	173,3
19	23 Race Performance A.Valente(CHE)	ADAC Formel 4 powered by Abarth	11	31:21.994	10.853	147,4	9	2:26.159	172,5
20	17 Jenzer Motorsport R A.Hoti(DEU)	ADAC Formel 4 powered by Abarth	11	31:22.758	11.617	147,3	8	2:26.654	171,9
21	8 Motopark R J.Fittje(DEU)	ADAC Formel 4 powered by Abarth	11	31:23.779	12.638	147,2	7	2:24.076	175,0
22	30 Team Scheider J.Kremer(DEU)	ADAC Formel 4 powered by Abarth	11	31:25.252	14.111	147,1	8	2:26.864	171,7
23	3 ADAC Berlin-Brandenburg e.V. R B.Mazatis(DEU)	ADAC Formel 4 powered by Abarth	11	31:25.343	14.202	147,1	8	2:25.185	173,7
24	14 Jenzer Motorsport GmbH M.Müller-Crepon(DEU)	ADAC Formel 4 powered by Abarth	11	31:25.684	14.543	147,1	8	2:27.435	171,0
25	38 Liqui Moly Team Engstler R L.Engstler(DEU)	ADAC Formel 4 powered by Abarth	11	31:26.301	15.160	147,0	8	2:26.978	171,6



ADAC Formel 4

Result List Race 1

Provisional



Spa Francorchamps, Length: 7004 m

Air temperature: 13.8°C

Track temperature: 17.0°C

Weather condition: Dry

DMSB Reg. Nr.: C-S-AGTM-NAT-01

Amended
20.6.2015 - 19:11

Saturday 20.6.2015 14:50

started : 38 classified : 32 not classified : 6

#	Competitor	Sponsor	Laps	Total Time	Gap	Kph	Lap	Time	Kph
CI	Drivers	Car							
26	15 Jenzer Motorsport D.Kolkmann(DEU)	ADAC Formel 4 powered by Abarth	11	31:26.716	15.575	147,0	7	2:26.712	171,9
27	34 Team piroports R T.Wolf(DEU)	ADAC Formel 4 powered by Abarth	11	31:26.876	15.735	147,0	7	2:26.734	171,8
28	24 Robin Brezina R R.Brezina(DEU)	ADAC Formel 4 powered by Abarth	11	31:27.252	16.111	147,0	7	2:27.060	171,5
29	46 Team Scheider M.Auricchio(BRA)	ADAC Formel 4 powered by Abarth	11	31:27.465	16.324	146,9	7	2:27.227	171,3
30	35 HTP Juniorteam R C.Schreiner(DEU)	ADAC Formel 4 powered by Abarth	11	31:27.837	16.696	146,9	7	2:26.507	172,1
31	21 Liqui Moly Team Engstler R M.Halder(DEU)	ADAC Formel 4 powered by Abarth	11	31:30.596	19.455	146,7	11	2:29.821	168,3
32	55 Race Performance R M.Niederhauser(CHE)	ADAC Formel 4 powered by Abarth	11	31:31.421	20.280	146,6	11	2:29.711	168,4
not classified									
26	Van Amersfoort Racing H.Newey(GBR)	ADAC Formel 4 powered by Abarth	8	22:33.530	3LAPS	149,0	8	2:23.379	175,9
6	ADAC Berlin-Brandenburg e.V. R M.Ortmann(DEU)	ADAC Formel 4 powered by Abarth	6	18:40.546	5LAPS	135,0	2	2:26.149	172,5
33	RS-Competition J.Jonck(DNK)	ADAC Formel 4 powered by Abarth	6	19:06.545	5LAPS	131,9	2	2:27.268	171,2
20	SMG Swiss Motorsport Group N.Rogivue(CHE)	ADAC Formel 4 powered by Abarth	2	5:04.515	9LAPS	165,6	2	2:27.042	171,5
13	Team piroports C.Piro(DEU)	ADAC Formel 4 powered by Abarth	2	5:04.542	9LAPS	165,6	2	2:27.391	171,1
27	HTP Juniorteam M.Dienst(DEU)	ADAC Formel 4 powered by Abarth							

Fastest lap of the race. Car 4 driver Shwartzman on lap 8. Time 2:22.596, average speed 176,8 km/h.

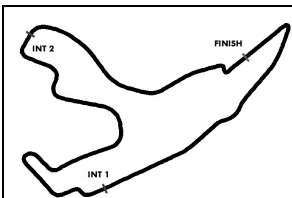
Following stewards decision no. 39 - 1s penalty for the car no. 10

Subject to final scrutineering!

Publications Time:

Clerk of the course:

Time Keeping:



Spa Francorchamps, Length: 7004 m

ADAC Formel 4

Lap chart Race 1

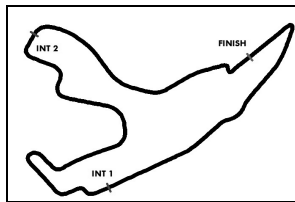
Provisional



Saturday 20.6.2015 14:50

POS	1	2	3	4	5	6	7	8	9	10	11	12	13	14	15	16	17	18	19	20	21	22	23	24	25	26	27	28	29	30	31	32	33	34	35	36	37	38	39	40
LAP 1	7	4	32	99	28	36	69	16	5	18	1	26	25	10	8	22	33	2	13	6	20	3	14	44	15	77	17	23	30	38	24	34	46	35	9	55	21			
LAP 2	7	32	4	99	28	36	69	5	16	18	26	1	8	25	10	22	2	33	6	20	13	14	3	15	44	23	30	17	77	38	9	34	24	35	46	55	21			
LAP 3	7	32	4	99	28	69	36	5	16	18	26	1	8	10	25	2	22	33	6	14	15	3	44	23	30	77	9	17	38	24	35	34	46	55	21					
LAP 4	7	32	4	99	28	69	36	5	16	18	26	1	8	10	25	2	22	33	6	14	15	3	44	23	30	77	9	17	38	24	35	34	46	55	21					
LAP 5	7	32	4	99	28	69	36	5	16	26	18	1	8	10	25	2	22	33	6	14	15	3	44	23	30	77	9	17	38	24	35	34	46	55	21					
LAP 6	7	32	99	4	69	36	28	5	26	16	18	25	2	22	10	14	44	23	77	1	3	9	30	17	24	38	35	34	46	15	8	21	55	.6	.33					
LAP 7	7	32	4	99	69	28	36	5	26	16	18	25	2	10	22	44	77	1	23	9	14	3	17	30	24	35	34	38	15	46	8	21	55							
LAP 8	7	32	4	99	69	36	28	5	26	16	18	25	2	10	22	77	44	1	9	23	3	17	14	30	24	35	38	8	15	34	46	21	55							
LAP 9	7	32	4	69	99	36	5	28	18	16	25	10	2	22	77	44	1	9	23	3	17	14	30	24	8	38	34	15	46	35	21	55								
LAP 10	7	32	4	69	99	36	5	28	18	25	16	10	2	22	77	1	44	9	23	3	17	14	30	8	24	38	34	15	46	35	21	55								
LAP 11	7	32	4	69	36	99	5	28	18	10	16	22	2	1	25	77	44	9	23	17	8	30	3	14	38	15	34	24	46	35	21	55								

. - PIT STOP ' - LAP BEHIND



ADAC Formel 4

Lap Analysis Race 1

Provisional



Spa Francorchamps, Length: 7004 m
Air temperature: 13.3°C
Track temperature: 17.8°C
Weather condition: Dry

DMSB Reg. Nr.: C-S-AGTM-NAT-01

Saturday 20.6.2015 14:50

Lap	Time	SE1	SP1	SE2	SP2	SE3	SP3	Lap	Time	SE1	SP1	SE2	SP2	SE3	SP3
1	Kim Luis Schramm, DEU ,							theoretical besttime: 2:23.691							
1	2:33.674	48.601	235	1:06.650	160	38.423	147	7	2:26.669	42.955	231	1:05.540	161	38.174	148
2	2:25.942	43.705	228	1:04.107	163	38.130	149	8	2:25.332	43.476	228	1:03.539	163	38.317	149
3	2:33.623	43.102	229	1:03.400	162	47.121	140	9	2:25.915	42.929	230	1:04.465	160	38.521	151
4	3:58.301	1:23.110	112	1:36.522	92	58.669	74	10	3:41.282	51.760	136	1:43.802	108	1:05.720	149
5	3:49.769	1:03.446	135	1:31.349	99	1:14.974	151	11	2:25.474	42.754	235	1:05.183	162	37.537	147
6	2:33.662	43.558	229	1:12.171	162	37.933	149								

2	Tim Zimmermann, DEU ,							theoretical besttime: 2:23.506							
1	2:37.089	52.917	226	1:05.622	161	38.550	147	7	2:24.390	42.997	228	1:03.203	154	38.190	149
2	2:25.298	43.225	228	1:03.983	163	38.090	150	8	2:24.867	42.936	229	1:03.664	161	38.267	149
3	2:34.553	42.363	237	1:04.728	162	47.462	146	9	2:26.038	43.134	226	1:04.460	160	38.444	148
4	3:57.464	1:22.456	125	1:35.707	115	59.301	69	10	3:48.018	56.624	137	1:44.035	105	1:07.359	150
5	3:48.255	1:03.491	106	1:30.910	104	1:13.854	149	11	2:26.172	42.589	232	1:05.643	162	37.940	149
6	2:27.106	42.773	239	1:05.984	161	38.349	148								

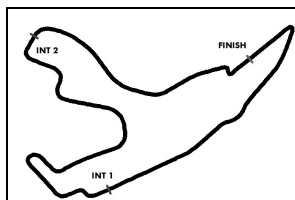
3	Benjamin Mazatis, DEU ,							theoretical besttime: 2:25.185							
1	2:37.711	49.922	227	1:07.392	162	40.397	143	7	2:28.453	43.253	228	1:06.658	163	38.542	150
2	2:28.668	44.845	226	1:05.276	159	38.547	147	8	2:25.185	43.091	232	1:04.166	165	37.928	152
3	2:36.341	47.846	224	1:06.052	161	42.443	146	9	2:27.574	43.201	226	1:04.947	164	39.426	150
4	3:55.705	1:22.672	168	1:34.597	111	58.436	96	10	3:39.145	50.610	134	1:43.128	107	1:05.407	151
5	3:46.542	1:04.246	175	1:29.716	109	1:12.580	150	11	2:29.859	44.685	229	1:06.979	163	38.195	151
6	2:30.160	44.988	228	1:06.804	160	38.368	154								

4	Robert Shwartzman, RUS ,							theoretical besttime: 2:22.492							
1	2:28.171	45.930	222	1:04.197	165	38.044	151	7	2:22.802	42.398	231	1:02.789	167	37.615	153
2	2:24.636	43.074	225	1:03.834	164	37.728	152	8	2:22.596	42.502	228	1:02.576	166	37.518	153
3	2:34.577	42.592	231	1:03.432	167	48.553	123	9	2:22.960	42.527	231	1:02.814	165	37.619	154
4	3:57.957	1:18.397	135	1:41.662		57.898	102	10	3:58.004	1:02.460	142	1:45.645	102	1:09.899	153
5	3:52.829	57.859	166	1:37.733	108	1:17.237	150	11	2:23.530	43.045	225	1:02.917	166	37.568	154
6	2:24.626	43.460	225	1:03.608	165	37.558	153								

5	David Beckmann, DEU ,							theoretical besttime: 2:22.970							
1	2:32.061	47.035	229	1:06.920	164	38.106	151	7	2:24.088	43.279	227	1:03.066	163	37.743	153
2	2:24.515	42.724	226	1:04.074	167	37.717	152	8	2:23.040	42.313	230	1:03.066	163	37.661	154
3	2:33.956	42.729	229	1:03.620	162	47.607	109	9	2:24.525	43.140	226	1:03.436	163	37.949	152
4	3:58.552	1:22.271	132	1:38.177	96	58.104	83	10	3:53.327	1:00.200	135	1:43.985	109	1:09.142	154
5	3:50.569	1:01.486	161	1:33.667	95	1:15.416	154	11	2:24.112	42.460	233	1:04.061	162	37.591	155
6	2:25.894	42.963	227	1:04.945	162	37.986	151								

6	Mike David Ortmann, DEU ,							theoretical besttime: 2:26.025							
1	2:37.275	50.386	232	1:07.248	162	39.641	147	4	3:57.235	1:23.489	146	1:35.634	98	58.112	80
2	2:26.149	43.044	231	1:05.033	165	38.072	150	5	3:46.838	1:04.156	148	1:30.397	104	1:12.285	152
3	2:35.981	42.920	230	1:05.334	162	47.727	140	6	3:17.068	59.576	155	1:20.006	136	57.486	

7	Joel Eriksson, SWE ,							theoretical besttime: 2:22.654							
1	2:25.986	45.006	229	1:03.304	164	37.676	152	7	2:22.899	42.627	229	1:02.524	164	37.748	153
2	2:22.883	42.728	229	1:02.469	166	37.686	150	8	2:22.894	42.528	228	1:02.504	163	37.862	152
3	2:36.572	42.510	229	1:02.519	164	51.543	138	9	2:22.850	42.499	230	1:02.511	165	37.840	153
4	3:57.842	1:18.960	143	1:41.829	99	57.053	120	10	3:59.480	1:04.144	141	1:45.431	105	1:09.905	152
5	3:53.407	58.224	160	1:38.261	99	1:16.922	151	11	2:23.277	42.687	229	1:02.771	165	37.819	145
6	2:23.051	42.722	230	1:02.615	165	37.714	151								



ADAC Formel 4

Lap Analysis Race 1

Provisional



Spa Francorchamps, Length: 7004 m

Air temperature: 13.3°C

Track temperature: 17.8°C

Weather condition: Dry

DMSB Reg. Nr.: C-S-AGTM-NAT-01

Saturday 20.6.2015 14:50

Lap	Time	SE1	SP1	SE2	SP2	SE3	SP3	Lap	Time	SE1	SP1	SE2	SP2	SE3	SP3
8	Jannes Fittje, DEU ,							theoretical besttime: 2:23.880							
1	2:34.872	50.320	231	1:06.374	163	38.178	151	7	2:24.076	42.807	231	1:03.547	163	37.722	153
2	2:25.990	43.092	237	1:04.952	163	37.946	150	8	2:26.090	42.863	232	1:04.654	163	38.573	151
3	2:34.012	43.121	232	1:04.099	159	46.792	144	9	2:27.669	42.611	233	1:05.497	164	39.561	149
4	3:57.578	1:22.506	120	1:36.254	100	58.818	79	10	3:35.465	49.926	166	1:41.436	101	1:04.103	152
5	3:49.149	1:03.292	126	1:31.659	99	1:14.198	152	11	2:26.889	43.450	230	1:05.483	162	37.956	144
6	2:41.989	43.358	237	1:20.544	161	38.087	149								

9	Jonathan Cecotto, VEN ,							theoretical besttime: 2:24.843							
1	2:41.570	46.974	231	1:16.151	157	38.445	150	7	2:26.455	42.827	229	1:05.720	162	37.908	154
2	2:28.671	43.137	233	1:07.492	163	38.042	151	8	2:25.512	43.056	231	1:04.632	162	37.824	152
3	2:37.063	45.931	228	1:07.565	161	43.567	146	9	2:25.634	42.524	224	1:04.885	161	38.225	150
4	3:54.629	1:26.091	133	1:30.317	105	58.221	94	10	3:41.587	52.021	130	1:43.700	105	1:05.866	152
5	3:44.855	1:07.988	142	1:26.409	110	1:10.458	152	11	2:26.579	42.604	221	1:06.288	163	37.687	152
6	2:28.768	43.558	223	1:07.185	154	38.025	152								

10	Michael Waldherr, DEU ,							theoretical besttime: 2:23.285							
1	2:34.727	49.347	234	1:06.517	154	38.863	149	7	2:24.097	42.654	234	1:03.615	165	37.828	151
2	2:26.846	43.856	236	1:05.059	163	37.931	150	8	2:24.375	42.281	235	1:03.994	165	38.100	152
3	2:33.813	42.553	236	1:04.251	156	47.009	144	9	2:24.936	42.848	230	1:03.925	159	38.163	151
4	3:57.580	1:22.482	128	1:36.087	97	59.011	76	10	3:48.362	56.744	138	1:44.037	113	1:07.581	151
5	3:48.838	1:03.340	139	1:31.441	106	1:14.057	151	11	2:25.029	42.897	231	1:04.743	164	37.389	140
6	2:29.023	43.209	221	1:07.805	161	38.009	150								

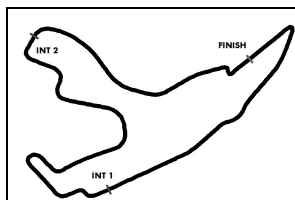
13	Cedric Piro, DEU ,							theoretical besttime: 2:27.391							
1	2:37.151	51.838	227	1:06.510	161	38.803	150	2	2:27.391	43.445	235	1:05.843	162	38.103	148

14	Moritz Müller-Crepon, DEU ,							theoretical besttime: 2:26.455							
1	2:37.779	52.180	229	1:07.122	158	38.477	148	7	2:29.928	44.486	221	1:06.716	162	38.726	145
2	2:27.851	43.493	229	1:05.756	151	38.602	146	8	2:27.435	43.294	228	1:05.063	161	39.078	152
3	2:34.663	44.265	225	1:05.083	160	45.315	143	9	2:27.501	43.186	223	1:05.633	161	38.682	150
4	3:56.847	1:23.666	159	1:35.064	101	58.117	87	10	3:37.782	51.155	165	1:41.863	103	1:04.764	151
5	3:46.905	1:04.470	174	1:30.032	102	1:12.403	149	11	2:29.585	44.388	215	1:06.991	161	38.206	150
6	2:29.408	45.245	225	1:05.733	160	38.430	148								

15	David Kolkmann, DEU ,							theoretical besttime: 2:25.589							
1	2:38.480	52.471	231	1:07.149	163	38.860	151	7	2:26.712	42.883	235	1:05.294	163	38.535	152
2	2:27.941	44.191	212	1:05.527	162	38.223	149	8	2:27.101	43.073	231	1:04.937	158	39.091	151
3	2:34.612	46.529	224	1:04.483	161	43.600	145	9	2:28.977	44.000	220	1:05.370	161	39.607	150
4	3:56.620	1:23.744	162	1:34.680	105	58.196	85	10	3:35.405	50.239	172	1:40.916	116	1:04.250	150
5	3:46.786	1:04.461	173	1:29.932	104	1:12.393	150	11	2:28.426	43.637	230	1:06.423	162	38.366	149
6	2:35.656	47.597	230	1:09.490	162	38.569	151								

16	Marek Böckmann, DEU ,							theoretical besttime: 2:23.910							
1	2:31.620	47.044	229	1:06.439	162	38.137	150	7	2:25.486	43.073	226	1:04.361	163	38.052	149
2	2:25.348	43.127	226	1:03.604	162	38.617	150	8	2:24.556	42.978	227	1:03.366	162	38.212	149
3	2:34.285	43.491	226	1:03.695	163	47.099	113	9	2:25.567	43.012	225	1:04.420	162	38.135	150
4	3:58.526	1:22.493	127	1:37.767	94	58.266	81	10	3:50.997	58.614	130	1:43.711	118	1:08.672	148
5	3:50.240	1:03.507	144	1:31.938	102	1:14.795	152	11	2:25.390	43.101	233	1:04.038	163	38.251	149
6	2:25.785	42.492	232	1:04.733	163	38.560	150								

17	Arlind Hoti, DEU ,							theoretical besttime: 2:25.719							
1	2:39.080	53.370	229	1:07.188	164	38.522	151	7	2:26.810	42.819	232	1:05.640	163	38.351	148
2	2:29.105	44.108	233	1:06.893	161	38.104	151	8	2:26.654	42.817	237	1:05.377	161	38.460	149
3	2:40.497	48.073	221	1:08.608	157	43.816	146	9	2:26.781	43.102	229	1:05.137	161	38.542	151
4	3:53.540	1:25.184	154	1:30.512	103	57.844	98	10	3:38.318	51.217	172	1:41.900	107	1:05.201	151
5	3:44.968	1:08.437	132	1:26.143	111	1:10.388	150	11	2:26.978	44.076	229	1:04.859	162	38.043	151



ADAC Formel 4

Lap Analysis Race 1

Provisional



Spa Francorchamps, Length: 7004 m

Air temperature: 13.3°C

Track temperature: 17.8°C

Weather condition: Dry

DMSB Reg. Nr.: C-S-AGTM-NAT-01

Saturday 20.6.2015 14:50

Lap	Time	SE1	SP1	SE2	SP2	SE3	SP3	Lap	Time	SE1	SP1	SE2	SP2	SE3	SP3
6	2:30.027	43.927	228	1:07.844	162	38.256	150								

18 Giorgio Maggi, CHE ,

theoretical besttime: 2:23.998

1	2:32.358	47.591	232	1:06.646	162	38.121	150	7	2:24.625	42.871	231	1:03.655	162	38.099	148
2	2:24.801	42.746	232	1:04.223	163	37.832	152	8	2:24.364	42.807	232	1:03.687	161	37.870	150
3	2:34.633	43.284	229	1:04.392	161	46.957	117	9	2:24.548	42.511	229	1:03.869	162	38.168	150
4	3:58.471	1:22.553	124	1:37.646	98	58.272	80	10	3:50.745	58.025	127	1:44.211	115	1:08.509	150
5	3:50.927	1:03.498	141	1:31.918	100	1:15.511	149	11	2:25.331	42.947	232	1:04.335	160	38.049	149
6	2:26.148	43.707	229	1:04.411	162	38.030	150								

20 Nikolaj Rogivue, CHE ,

theoretical besttime: 2:27.042

1	2:37.473	51.099	233	1:06.895	163	39.479	148	2	2:27.042	42.989	234	1:05.581	160	38.472	149
---	----------	--------	-----	----------	------------	--------	-----	----------	-----------------	---------------	------------	-----------------	-----	---------------	------------

21 Michelle Halder, DEU ,

theoretical besttime: 2:29.530

1	2:43.886	54.780	211	1:09.359	158	39.747	149	7	2:30.228	44.259	223	1:06.820	157	39.149	149
2	2:30.329	43.978	227	1:07.470	159	38.881	148	8	2:30.289	44.188	222	1:06.788	159	39.313	148
3	2:39.784	44.942	223	1:10.394	151	44.448	142	9	2:32.251	44.118	221	1:07.826	155	40.307	148
4	3:54.272	1:26.601	109	1:28.391	97	59.280	126	10	3:23.668	45.240	222	1:33.839	95	1:04.589	149
5	3:42.811	1:08.306	148	1:23.716	145	1:10.789	149	11	2:29.821	43.861	224	1:06.811	159	39.149	147
6	2:33.257	46.307	220	1:07.724	158	39.226	148								

22 Florian Janits, AUT ,

theoretical besttime: 2:24.052

1	2:35.106	49.345	231	1:06.613	155	39.148	150	7	2:25.497	42.893	231	1:03.866	161	38.738	150
2	2:26.820	43.211	235	1:05.034	159	38.575	150	8	2:24.375	42.735	229	1:03.502	163	38.138	152
3	2:36.007	42.724	231	1:05.565	162	47.718	146	9	2:25.531	42.519	219	1:04.621	163	38.391	151
4	3:57.784	1:23.266	130	1:35.436	109	59.082	74	10	3:48.052	57.193	134	1:44.041	107	1:06.818	152
5	3:47.106	1:03.096	117	1:30.974	101	1:13.036	151	11	2:25.309	42.498	234	1:04.759	164	38.052	149
6	2:27.054	42.958	236	1:05.772	163	38.324	150								

23 Alain Valente, CHE ,

theoretical besttime: 2:25.464

1	2:39.191	52.797	226	1:07.330	160	39.064	148	7	2:27.769	43.778	229	1:04.945	163	39.046	153
2	2:28.286	43.916	231	1:06.434	163	37.936	149	8	2:26.847	43.721	229	1:04.857	162	38.269	149
3	2:37.400	46.950	222	1:07.207	157	43.243	148	9	2:26.159	43.152	228	1:04.376	161	38.631	150
4	3:55.337	1:23.464	184	1:33.396	123	58.477	93	10	3:40.425	51.404	139	1:43.341	105	1:05.680	150
5	3:45.569	1:05.928	176	1:28.052	118	1:11.589	150	11	2:26.793	43.482	228	1:05.357	159	37.954	151
6	2:28.218	44.222	226	1:05.796	162	38.200	150								

24 Robin Brezina, DEU ,

theoretical besttime: 2:26.636

1	2:40.517	53.619	227	1:07.738	158	39.160	149	7	2:27.060	43.323	227	1:05.345	161	38.392	150
2	2:30.570	43.605	232	1:08.452	162	38.513	150	8	2:27.065	43.483	229	1:05.096	161	38.486	150
3	2:39.446	45.312	227	1:09.627	157	44.507	144	9	2:28.352	43.148	227	1:05.953	160	39.251	148
4	3:53.172	1:25.791	137	1:29.215	101	58.166	116	10	3:36.367	49.573	169	1:41.815	108	1:04.979	150
5	3:44.461	1:08.346	138	1:25.657	116	1:10.458	150	11	2:30.019	44.765	225	1:06.599	160	38.655	149
6	2:30.223	44.159	233	1:07.559	162	38.505	149								

25 Mick Schumacher, DEU ,

theoretical besttime: 2:23.606

1	2:34.259	48.577	232	1:06.833	161	38.849	149	7	2:24.158	42.860	230	1:03.333	164	37.965	151
2	2:26.711	43.405	230	1:05.039	161	38.267	152	8	2:23.736	42.666	230	1:03.283	165	37.787	152
3	2:35.168	43.241	230	1:04.714	163	47.213	131	9	2:24.960	42.536	231	1:04.481	159	37.943	151
4	3:57.680	1:22.695	123	1:35.709	109	59.276	68	10	3:50.621	58.804	132	1:44.008	119	1:07.809	148
5	3:48.400	1:03.416	129	1:30.893	115	1:14.091	150	11	2:27.703	43.351	227	1:06.158	162	38.194	149
6	2:26.636	43.002	235	1:05.719	162	37.915	150								



ADAC Formel 4

Lap Analysis Race 1

Provisional



Spa Francorchamps, Length: 7004 m

Air temperature: 13.3°C

Track temperature: 17.8°C

Weather condition: Dry

DMSB Reg. Nr.: C-S-AGTM-NAT-01

Saturday 20.6.2015 14:50

Lap	Time	SE1	SP1	SE2	SP2	SE3	SP3	Lap	Time	SE1	SP1	SE2	SP2	SE3	SP3
26	Harrison Newey, GBR ,							theoretical besttime: 2:22.861							
1	2:33.805	48.447	230	1:06.558	158	38.800	151	6	2:25.185	42.901	232	1:04.439	164	37.845	150
2	2:24.770	43.483	229	1:03.410	162	37.877	150	7	2:24.405	43.051	230	1:03.647	164	37.707	151
3	2:33.984	42.832	232	1:03.878	160	47.274	124	8	2:23.379	42.728	231	1:02.904	164	37.747	151
4	3:58.424	1:23.397	115	1:36.508	93	58.519	74								
5	3:49.578	1:03.619	138	1:31.383	100	1:14.576	150								

28	Janneau Esmeijer, NLD ,							theoretical besttime: 2:23.086							
1	2:29.679	46.467	228	1:05.235	162	37.977	151	7	2:24.096	42.516	229	1:03.620	164	37.960	150
2	2:24.781	42.770	226	1:04.086	162	37.925	150	8	2:23.884	42.904	228	1:03.195	163	37.785	151
3	2:33.854	42.809	231	1:02.990	164	48.055	116	9	2:25.635	43.897	231	1:03.933	163	37.805	151
4	3:58.564	1:19.501	154	1:41.412	104	57.651	98	10	3:53.308	1:00.408	124	1:44.272	122	1:08.628	151
5	3:51.849	58.576	173	1:36.948	118	1:16.325	152	11	2:23.910	42.645	233	1:03.685	163	37.580	153
6	2:25.406	43.445	225	1:04.345	163	37.616	153								

30	Jason Kremer, DEU ,							theoretical besttime: 2:26.524							
1	2:39.473	53.588	226	1:07.330	161	38.555	149	7	2:28.112	43.588	223	1:05.450	160	39.074	149
2	2:28.333	43.742	232	1:06.025	162	38.566	149	8	2:26.864	43.299	227	1:04.917	161	38.648	148
3	2:38.439	47.060	222	1:07.731	157	43.648	143	9	2:27.986	43.350	227	1:05.409	161	39.227	149
4	3:54.521	1:23.791	178	1:32.628	112	58.102	92	10	3:37.214	50.908	169	1:41.718	104	1:04.588	150
5	3:45.402	1:06.463	170	1:28.032	115	1:10.907	149	11	2:28.819	43.942	228	1:06.057	160	38.820	148
6	2:30.089	45.036	225	1:06.745	159	38.308	150								

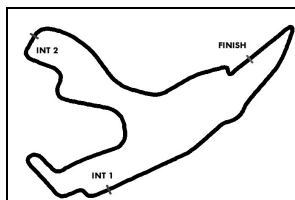
32	Guan Yu Zhou, CHN ,							theoretical besttime: 2:23.106							
1	2:28.516	45.898	225	1:04.846	165	37.772	152	7	2:23.408	42.785	229	1:02.817	165	37.806	151
2	2:23.785	42.685	231	1:03.230	165	37.870	150	8	2:23.150	42.667	230	1:02.776	163	37.707	152
3	2:34.466	42.718	229	1:02.783	165	48.965	131	9	2:23.226	42.623	229	1:02.823	164	37.780	152
4	3:57.739	1:18.433	125	1:41.736	93	57.570	112	10	3:57.656	1:02.362	144	1:45.588	112	1:09.706	152
5	3:52.687	57.799	148	1:38.039	105	1:16.849	152	11	2:23.450	42.676	231	1:03.066	163	37.708	151
6	2:23.728	42.829	231	1:03.161	165	37.738	151								

33	Jan Jonck, DNK ,							theoretical besttime: 2:26.552							
1	2:35.361	49.571	230	1:06.583	148	39.207	150	4	3:57.464	1:23.395	129	1:35.094	113	58.975	79
2	2:27.268	43.699	230	1:04.965	163	38.604	151	5	3:46.908	1:03.600	143	1:30.496	103	1:12.812	151
3	2:36.100	42.983	230	1:05.164	161	47.953	141	6	3:43.444	1:07.549	135	1:26.099	122	1:09.796	

34	Toni Wolf, DEU ,							theoretical besttime: 2:25.906							
1	2:40.773	54.305	210	1:07.579	163	38.889	150	7	2:26.734	42.900	235	1:05.442	163	38.392	151
2	2:30.016	43.461	219	1:08.662	160	37.893	150	8	2:27.962	44.712	234	1:05.113	164	38.137	152
3	2:40.522	45.769	220	1:10.176	160	44.577	147	9	2:27.898	43.278	231	1:05.313	162	39.307	151
4	3:53.475	1:26.597	120	1:29.049	98	57.829	119	10	3:35.534	50.329	172	1:40.929	108	1:04.276	152
5	3:44.616	1:08.888	144	1:24.960	117	1:10.768	152	11	2:29.101	44.165	230	1:06.181	161	38.755	152
6	2:30.245	44.845	228	1:06.592	163	38.808	151								

35	Carrie Schreiner, DEU ,							theoretical besttime: 2:26.027							
1	2:41.459	54.886	226	1:07.747	162	38.826	148	7	2:26.507	42.606	232	1:05.285	165	38.616	149
2	2:30.284	43.615	231	1:08.533	164	38.136	150	8	2:26.937	42.813	229	1:05.877	158	38.247	145
3	2:39.220	44.817	231	1:09.953	156	44.450	139	9	2:43.437	42.633	231	1:20.642	163	40.162	146
4	3:53.147	1:26.392	132	1:28.923	105	57.832	135	10	3:23.954	45.381	222	1:33.710	109	1:04.863	150
5	3:45.050	1:08.733	142	1:25.434	115	1:10.883	150	11	2:27.580	42.932	232	1:05.857	164	38.791	150
6	2:30.262	44.733	228	1:06.733	164	38.796	149								

36	Joey Mawson, AUS ,							theoretical besttime: 2:22.916							
1	2:30.187	46.623	225	1:05.556	163	38.008	150	7	2:24.649	42.795	229	1:04.164	163	37.690	151
2	2:24.716	42.968	228	1:03.834	164	37.914	150	8	2:23.463	42.465	232	1:02.840	162	38.158	149
3	2:35.225	42.866	232	1:03.707	161	48.652	111	9	2:23.554	42.956	230	1:02.782	164	37.816	151
4	3:58.279	1:20.559	134	1:39.629	100	58.091	90	10	3:54.640	1:00.552	162	1:44.668	112	1:09.420	152



ADAC Formel 4

Lap Analysis Race 1

Provisional



Spa Francorchamps, Length: 7004 m
 Air temperature: 13.3°C
 Track temperature: 17.8°C
 Weather condition: Dry

DMSB Reg. Nr.: C-S-AGTM-NAT-01

Saturday 20.6.2015 14:50

Lap	Time	SE1	SP1	SE2	SP2	SE3	SP3	Lap	Time	SE1	SP1	SE2	SP2	SE3	SP3
5	3:50.991	1:00.624	151	1:34.585	102	1:15.782	152	11	2:23.609	42.497	234	1:03.443	164	37.669	151
6	2:24.499	42.716	231	1:04.099	163	37.684	151								

38 Luca Engstler, DEU ,

theoretical besttime: 2:26.496

1	2:40.113	53.961	216	1:07.673	159	38.479	148	7	2:27.919	43.428	232	1:05.587	161	38.904	150
2	2:29.800	44.002	228	1:06.959	159	38.839	148	8	2:26.978	43.488	233	1:04.825	161	38.665	148
3	2:39.511	46.509	224	1:08.949	161	44.053	147	9	2:28.248	43.251	231	1:05.694	161	39.303	150
4	3:53.337	1:25.909	151	1:29.685	98	57.743	106	10	3:35.542	50.419	173	1:40.904	103	1:04.219	153
5	3:45.081	1:08.608	136	1:25.919		1:10.554	151	11	2:28.914	43.833	226	1:06.604	160	38.477	149
6	2:30.858	44.283	219	1:08.155	161	38.420	146								

44 Glenn Rupp, DEU ,

theoretical besttime: 2:25.069

1	2:38.172	51.884	225	1:07.089	161	39.199	150	7	2:26.490	43.817	225	1:04.282	161	38.391	152
2	2:28.629	44.429	227	1:04.879	157	39.321	146	8	2:26.210	43.014	226	1:04.483	163	38.713	151
3	2:37.166	47.386	221	1:06.477	159	43.303	142	9	2:26.103	42.865	229	1:04.570	159	38.668	150
4	3:55.494	1:22.619	193	1:34.031	112	58.844	98	10	3:42.066	51.734	137	1:43.825	113	1:06.507	151
5	3:45.819	1:05.213	188	1:28.615	124	1:11.991	151	11	2:26.570	42.728	233	1:05.783	161	38.059	151
6	2:28.315	44.062	226	1:06.101	159	38.152	152								

46 Mauro Auricchio, BRA ,

theoretical besttime: 2:26.793

1	2:40.981	54.384	217	1:07.900	161	38.697	150	7	2:27.227	43.413	231	1:05.378	159	38.436	151
2	2:31.068	43.742	229	1:09.229	161	38.097	151	8	2:27.660	43.415	231	1:05.955	162	38.290	150
3	2:40.075	45.176	227	1:10.173	155	44.726	143	9	2:29.186	43.318	210	1:05.980	164	39.888	148
4	3:53.370	1:26.609	111	1:29.062	96	57.699	127	10	3:34.793	50.532	165	1:40.211	118	1:04.050	150
5	3:44.391	1:09.058	150	1:24.441	122	1:10.892	148	11	2:28.666	43.324	221	1:06.729	160	38.613	149
6	2:30.048	44.407	229	1:06.921	161	38.720	149								

55 Marylin Niederhauser, CHE ,

theoretical besttime: 2:28.963

1	2:43.422	54.959	205	1:09.570	159	38.893	148	7	2:30.159	44.768	219	1:06.408	157	38.983	149
2	2:30.353	43.988	224	1:07.409	158	38.956	147	8	2:30.152	44.007	227	1:06.770	160	39.375	148
3	2:39.708	45.413	221	1:09.688	156	44.607	147	9	2:32.302	44.053	224	1:07.831	156	40.418	149
4	3:53.784	1:26.115	116	1:28.902	93	58.767	135	10	3:24.120	45.610	221	1:33.554	96	1:04.956	150
5	3:43.482	1:08.444	130	1:24.138	139	1:10.900	148	11	2:29.711	43.836	225	1:06.204	160	39.671	146
6	2:34.228	46.830	214	1:08.475	159	38.923	147								

69 Lando Norris, GBR ,

theoretical besttime: 2:22.501

1	2:30.667	46.473	228	1:06.291	161	37.903	153	7	2:23.448	42.292	232	1:03.635	166	37.521	153
2	2:24.467	42.578	234	1:04.217	166	37.672	153	8	2:22.796	42.244	230	1:03.067	168	37.485	152
3	2:33.719	42.529	233	1:03.397	163	47.793	118	9	2:22.684	42.065	231	1:02.951	164	37.668	153
4	3:58.694	1:19.699	163	1:41.153	100	57.842	93	10	3:57.187	1:01.949	153	1:45.617	100	1:09.621	154
5	3:51.405	1:00.135	178	1:35.424	107	1:15.846	154	11	2:23.897	42.874	228	1:03.464	166	37.559	153
6	2:24.268	43.213	230	1:03.504	165	37.551	154								

77 Job Van Uitert, NLD ,

theoretical besttime: 2:24.156

1	2:38.855	53.096	234	1:07.274	162	38.485	149	7	2:26.692	43.809	223	1:05.182	164	37.701	152
2	2:29.590	44.436	232	1:07.262	163	37.892	153	8	2:25.193	42.513	232	1:04.668	165	38.012	151
3	2:38.285	46.469	231	1:08.393	163	43.423	145	9	2:25.054	42.873	229	1:03.942	164	38.239	153
4	3:54.793	1:23.990	163	1:32.621	107	58.182	97	10	3:42.615	52.091	131	1:43.797	109	1:06.727	153
5	3:44.895	1:06.995	145	1:27.363	107	1:10.537	153	11	2:26.613	42.767	234	1:06.020	167	37.826	152
6	2:27.703	43.689	221	1:06.128	166	37.886	154								

99 Ralf Aron, EST ,

theoretical besttime: 2:22.780

1	2:29.314	46.001	223	1:05.337	163	37.976	152	7	2:23.767	42.723	227	1:03.343	164	37.701	151
2	2:24.459	43.136	228	1:03.524	162	37.799	151	8	2:22.780	42.526	229	1:02.682	163	37.572	152
3	2:34.105	42.592	231	1:03.190	163	48.323	128	9	2:23.732	42.571	228	1:03.504	162	37.657	152
4	3:58.210	1:18.610	144	1:41.817	105	57.783	103	10	3:57.190	1:02.256	141	1:45.302	109	1:09.632	152
5	3:52.280	58.007	160	1:37.481	111	1:16.792	152	11	2:24.495	42.890	229	1:03.923	161	37.682	153
6	2:24.076	43.169	228	1:03.123	163	37.784	151								



Spa Francorchamps, Length: 7004 m
 Air temperature: 13.3°C
 Track temperature: 17.8°C
 Weather condition: Dry

ADAC Formel 4

Lap Analysis Race 1

Provisional

DMSB Reg. Nr.: C-S-AGTM-NAT-01

Saturday 20.6.2015 14:50



Lap	Time	SE1	SP1	SE2	SP2	SE3	SP3	Lap	Time	SE1	SP1	SE2	SP2	SE3	SP3
-----	------	-----	-----	-----	-----	-----	-----	-----	------	-----	-----	-----	-----	-----	-----