

ADAC GT Masters

Results Race 1

Provisional



Spa Francorchamps, Length: 7004 m

Air temperature: 12.8°C

Track temperature: 18.0°C

Weather condition: Wet

DMSB Reg. Nr.: C-S-AGTM-INT-012

Saturday 20.6.2015 12:00

started : 20 classified : 19 not classified : 1

	Drivers	Team	Car	Laps	Total Time	Gap	Kph	Lap	Time	Kph
1	80 J.Klingmann/D.Baumann	BMW Sports Trophy Team Schubert	BMW Z4 GT3	25	1:01:50.672		169,9	6	2:21.113	178,7
2	21 S.Asch/L.Ludwig	Team Zakspeed	Mercedes-Benz SLS AMG GT3	25	1:01:58.142	7.470	169,5	6	2:21.935	177,6
3	7 L.Stolz/J.Bleekemolen	Bentley Team HTP	Bentley Continental GT3	25	1:02:03.113	12.441	169,3	4	2:21.920	177,7
4	36 M.Ragginger/K.Bachler	Schütz Motorsport	Porsche 911 GT3 R	25	1:02:03.869	13.197	169,3	6	2:21.873	177,7
5	19 C.Hürtgen/U.Alzen	BMW Sports Trophy Team Schubert	BMW Z4 GT3	25	1:02:05.216	14.544	169,2	7	2:22.038	177,5
6	100 D.Dobitsch/E.Sandström	kfzteile24 MS RACING	Audi R8 LMS ultra	25	1:02:17.388	26.716	168,7	15	2:22.547	176,9
7	42 H.Proczyk/B.Schneider	HP Racing	Mercedes-Benz SLS AMG GT3	25	1:02:17.761	27.089	168,6	14	2:21.518	178,2
8	24 F.Stoll/M.Basseng	kfzteile24 MS RACING	Audi R8 LMS ultra	25	1:02:18.464	27.792	168,6	6	2:22.949	176,4
9	69 P.Assenheimer/D.Alessi	Callaway Competition	Corvette Z06.R GT3	25	1:02:21.545	30.873	168,5	14	2:22.776	176,6
10	13 R.Lips(*G*)/S.Barth	RWT-Racing Team	Corvette Z06.R GT3	25	1:02:21.735	31.063	168,5	14	2:22.322	177,2
11	2 J.Pepper/N.Thiim	C. Abt Racing	Audi R8 LMS ultra	25	1:02:22.270	31.598	168,4	19	2:22.185	177,3
12	66 A.Wirth/D.Keilwitz	Callaway Competition	Corvette Z06.R GT3	25	1:02:26.033	35.361	168,3	15	2:22.491	177,0
13	3 A.Weishaupt(*G*)/C.Jöns	C. Abt Racing	Audi R8 LMS ultra	25	1:02:31.715	41.043	168,0	14	2:21.744	177,9
14	8 C.Schmid/F.Hamprecht	Bentley Team HTP	Bentley Continental GT3	25	1:02:46.155	55.483	167,4	6	2:20.852	179,0
15	12 L.Marionek/S.Sladecka(*G*)	Senkyr Motorsport	BMW Z4 GT3	25	1:03:10.886	1:20.214	166,3	16	2:23.420	175,8
16	16 P.Geipel/R.Frey	YACO Racing	Audi R8 LMS ultra	24	59:50.537	1 LAP	168,5	7	2:21.993	177,6
17	22 F.Scholze(*G*)/D.Jöst(*G*)	MRS GT Racing	Nissan GT-R Nismo GT3	24	1:02:27.354	1 LAP	161,5	6	2:22.857	176,5
18	23 M.Gassner(*G*)/F.Strauss	MRS GT Racing	Nissan GT-R Nismo GT3	24	1:03:07.665	1 LAP	159,8	16	2:22.389	177,1
19	99 R.Bourdeaux(*G*)/A.Renauer	Herberth Motorsport	Porsche 911 GT3 R	21	53:59.972	4LAPS	163,4	14	2:24.720	174,2
not classified										
	1 S.Wackerbauer/K.van der Linde	C. Abt Racing	Audi R8 LMS ultra	1	4:01.794	24LAPS				

Fastest lap of the race. Car 8 driver Schmid on lap 6. Time 2:20.852, average speed 179,0 km/h.

race director decision - 5 s penalty for the car no.66, 69

race director decision - 30 s penalty for the car no.8

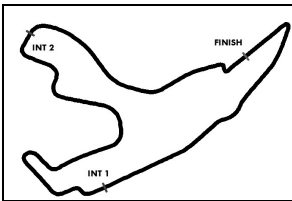
(*G*) marks the gentlemen driver

Subject to final scrutineering!

Publications Time:

Clerk of the course:

Time Keeping:



Spa Francorchamps, Length: 7004 m

ADAC GT Masters

Lap chart Race 1

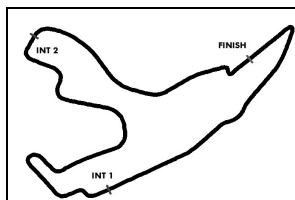
Provisional



Saturday 20.6.2015 12:00

POS	1	2	3	4	5	6	7	8	9	10	11	12	13	14	15	16	17	18	19	20	21	22	
LAP 1	21	36	80	19	7	24	16	8	69	100	42	22	66	2	13	23	12	3	99	.1			
LAP 2	21	36	80	19	7	24	16	8	69	100	42	22	66	2	13	23	12	3	99				
LAP 3	21	80	36	19	7	16	24	8	69	100	42	22	66	2	13	23	12	3	99				
LAP 4	80	36	21	19	7	16	8	24	69	22	100	42	66	13	2	23	12	3	99				
LAP 5	80	21	36	7	19	16	8	69	22	24	100	42	66	13	2	23	12	3	99				
LAP 6	80	21	36	7	19	16	8	69	22	24	100	42	66	13	2	23	12	3	99				
LAP 7	80	21	36	7	19	16	8	69	22	24	100	42	66	13	2	12	23	3	99				
LAP 8	80	21	36	7	19	16	8	69	22	24	100	42	66	13	2	12	23	3	99				
LAP 9	80	21	36	7	19	8	16	69	24	100	22	42	66	13	2	12	23	3	99				
LAP 10	80	21	36	7	8	16	.19	69	24	.100	.42	.66	.2	12	.13	.22	23	99	.3				
LAP 11	80	.21	.36	.7	.8	.16	.69	.24	.12	.23	.99	19	100	42	66	13	2	3	22				
LAP 12	80	21	7	19	16	36	8	69	24	100	42	66	13	2	3	12	.22	99	23'				
LAP 13	.80	21	7	19	16	36	8	69	24	100	42	66	13	2	3	12	99	22	23'				
LAP 14	80	21	7	19	16	36	8	69	24	100	42	66	13	2	3	12	99	22	23'				
LAP 15	80	21	7	19	36	16	8	69	100	24	42	66	13	2	3	12	99	22	23'				
LAP 16	80	21	7	19	36	16	8	69	100	42	24	66	13	2	3	12	99	22	23'				
LAP 17	80	21	7	19	36	16	8	69	100	42	24	66	13	2	3	12	99	22	23'				
LAP 18	80	21	7	19	36	16	8	69	100	42	24	66	13	2	3	12	99	22'	23'				
LAP 19	80	21	7	19	36	16	8	69	100	42	24	66	13	2	3	12	99	22'	23'				
LAP 20	80	21	7	19	36	16	8	69	42	100	24	66	13	2	3	12	99	22'	23'				
LAP 21	80	21	7	19	36	16	8	69	42	100	24	66	13	2	3	12	.99	22'	23'				
LAP 22	80	21	7	19	36	16	8	69	100	42	24	66	13	2	3	12	22'	23'					
LAP 23	80	21	7	19	36	16	8	69	100	42	24	66	13	2	3	12	22'	23'					
LAP 24	80	21	7	36	19	16	8	69	100	42	24	66	13	2	3	12	22'	23'					
LAP 25	80	21	7	36	19	8	69	100	42	24	66	13	2	3	12								

. - PIT STOP ' - LAP BEHIND



ADAC GT Masters

Lap Analysis Race 1

Provisional



Spa Francorchamps, Length: 7004 m

Air temperature: 12.9°C

Track temperature: 17.9°C

Weather condition: Wet

DMSB Reg. Nr.: C-S-AGTM-INT-012

Saturday 20.6.2015 12:00

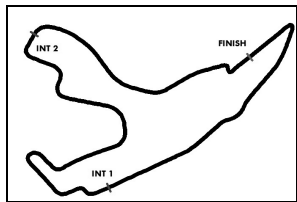
Lap	Time	SE1	SP1	SE2	SP2	SE3	SP3	Lap	Time	SE1	SP1	SE2	SP2	SE3	SP3
1	Stefan Wackerbauer, DEU/ Kelvin van der Linde, ZAF							theoretical besttime:							
1	4:01.794	43.690	254	1:59.781	91	1:18.323									

2 Jordan Lee Pepper, ZAF/ Nicki Thiim, DNK								theoretical besttime: 2:21.847							
1	2:38.988	46.550	251	1:09.868	160	42.570	153	14	2:22.275	40.160	263	1:05.757	164	36.358	158
2	3:34.358	1:08.806	120	1:33.983	124	51.569	160	15	2:22.938	40.098	263	1:06.532	164	36.308	159
3	2:24.843	40.758	264	1:07.120	161	36.965	158	16	2:22.480	40.189	264	1:05.922	165	36.369	159
4	2:26.542	41.056	265	1:07.678	162	37.808	154	17	2:22.705	40.160	265	1:06.166	160	36.379	159
5	2:24.667	40.963	263	1:06.983	161	36.721	159	18	2:22.612	40.179	264	1:06.121	164	36.312	160
6	2:23.614	40.511	264	1:06.291	159	36.812	153	19	2:22.185	39.914	266	1:06.095	164	36.176	159
7	2:23.047	40.622	264	1:05.906	162	36.519	160	20	2:22.832	39.973	266	1:06.610	164	36.249	160
8	2:24.124	40.659	265	1:06.596	161	36.869	160	21	2:23.354	39.972	267	1:06.903	163	36.479	161
9	2:24.787	40.476	265	1:06.683	162	37.628	155	22	2:23.508	39.919	268	1:07.082	162	36.507	161
10	2:30.229	40.752	264	1:06.411	162	43.066		23	2:23.881	40.045	267	1:07.284	162	36.552	160
11	3:23.346	1:40.447	260	1:06.207	164	36.692	159	24	2:24.011	40.097	266	1:07.328	163	36.586	161
12	2:23.017	40.475	262	1:06.021	162	36.521	159	25	2:25.124	40.090	267	1:07.855	163	37.179	159
13	2:22.803	40.273	263	1:05.984	163	36.546	158								

3 Andreas Weishaupt, DEU/ Christer Jöns, DEU								theoretical besttime: 2:21.366							
1	2:41.427	47.193	236	1:10.947	159	43.287	156	14	2:21.744	40.384	262	1:05.393	162	35.967	160
2	3:34.072	1:09.046	147	1:33.691	136	51.335	161	15	2:22.640	40.449	261	1:05.832	164	36.359	160
3	2:26.653	41.552	261	1:07.273	159	37.828	160	16	2:22.355	40.468	263	1:05.640	166	36.247	161
4	2:26.868	41.499	258	1:07.572	161	37.797	159	17	2:23.256	40.380	264	1:06.210	163	36.666	160
5	2:26.391	41.445	258	1:07.326	160	37.620	159	18	2:23.293	40.576	262	1:06.286	164	36.431	159
6	2:26.828	41.472	258	1:07.602	158	37.754	158	19	2:22.932	40.704	262	1:05.823	166	36.405	160
7	2:26.303	41.212	261	1:07.427	158	37.664	160	20	2:22.401	40.387	262	1:05.886	165	36.128	160
8	2:27.213	41.386	260	1:08.109	159	37.718	158	21	2:22.409	40.062	264	1:06.084	163	36.263	161
9	2:26.886	41.191	260	1:07.510	157	38.185	154	22	2:22.300	40.006	264	1:06.023	164	36.271	161
10	2:33.643	41.339	260	1:07.760	160	44.544		23	2:23.322	40.195	265	1:06.199	166	36.928	161
11	3:17.479	1:34.542	259	1:06.652	161	36.285	159	24	2:22.746	40.379	263	1:06.261	164	36.106	161
12	2:22.967	40.987	258	1:05.869	164	36.111	160	25	2:23.007	40.370	264	1:06.344	165	36.293	160
13	2:22.580	40.577	260	1:05.433	162	36.570	159								

7 Luca Stolz, DEU/ Jeroen Bleekemolen, NLD								theoretical besttime: 2:21.695							
1	2:31.411	43.885	239	1:08.417	165	39.109	95	14	2:22.725	40.235	267	1:06.002	165	36.488	162
2	3:37.593	1:07.526	179	1:36.902	87	53.165	160	15	2:22.577	40.285	266	1:05.936	164	36.356	162
3	2:23.560	40.298	267	1:06.708	164	36.554	162	16	2:23.146	40.174	267	1:06.297	164	36.675	162
4	2:21.920	39.972	267	1:05.476	168	36.472	163	17	2:23.022	40.198	268	1:06.096	163	36.728	160
5	2:22.781	40.429	265	1:06.010	165	36.342	163	18	2:23.367	40.325	267	1:06.334	162	36.708	161
6	2:22.070	40.106	268	1:05.688	167	36.276	161	19	2:23.299	40.352	266	1:06.231	165	36.716	161
7	2:22.276	40.022	266	1:05.964	165	36.290	161	20	2:24.037	40.355	266	1:06.875	162	36.807	160
8	2:22.253	39.943	269	1:05.720	165	36.590	163	21	2:23.203	40.195	267	1:06.455	163	36.553	161
9	2:22.848	40.018	268	1:06.286	167	36.544	161	22	2:23.425	40.414	266	1:06.257	164	36.754	161
10	2:22.717	40.125	268	1:06.147	164	36.445	162	23	2:23.518	40.350	267	1:06.399	164	36.769	161
11	2:29.885	40.017	267	1:07.010	165	42.858		24	2:23.941	40.548	265	1:06.619	165	36.774	162
12	3:20.737	1:37.377	262	1:06.555	164	36.805	161	25	2:23.653	40.386	266	1:06.656	164	36.611	162
13	2:23.149	40.441	265	1:06.229	164	36.479	162								

8 Clemens Schmid, AUT/ Fabian Hamprecht, DEU								theoretical besttime: 2:20.559							
1	2:34.312	44.893	244	1:09.032	165	40.387	126	14	2:24.161	40.344	269	1:07.052	165	36.765	160
2	3:36.219	1:07.509	151	1:35.544	102	53.166	162	15	2:24.194	40.294	267	1:07.122	163	36.778	162
3	2:24.903	40.705	267	1:06.990	158	37.208	159	16	2:23.751	40.225	265	1:06.913	164	36.613	162
4	2:23.885	40.148	269	1:06.939	165	36.798	163	17	2:23.563	40.098	264	1:07.080	163	36.385	162
5	2:21.263	40.123	268	1:05.073	167	36.067	162	18	2:23.595	40.131	270	1:06.898	164	36.566	160
6	2:20.852	39.910	268	1:04.970	165	35.972	163	19	2:23.540	40.288	269	1:06.822	162	36.430	162
7	2:21.891	39.668	261	1:05.893	165	36.330	163	20	2:23.402	40.142	269	1:06.554	164	36.706	160
8	2:22.451	39.834	270	1:06.055	166	36.562	162	21	2:24.441	40.074	268	1:06.934	163	37.433	159
9	2:23.493	39.617	266	1:07.267	165	36.609	162	22	2:23.529	39.996	269	1:06.871	164	36.662	162
10	2:22.485	39.922	269	1:05.951	164	36.612	161	23	2:24.479	40.194	264	1:07.295	164	36.990	162



ADAC GT Masters

Lap Analysis Race 1

Provisional



Spa Francorchamps, Length: 7004 m

Air temperature: 12.9°C

Track temperature: 17.9°C

Weather condition: Wet

DMSB Reg. Nr.: C-S-AGTM-INT-012

Saturday 20.6.2015 12:00

Lap	Time	SE1	SP1	SE2	SP2	SE3	SP3	Lap	Time	SE1	SP1	SE2	SP2	SE3	SP3
11	2:28.673	39.789	269	1:05.835	164	43.049		24	2:24.383	40.131	268	1:07.325	164	36.927	163
12	3:23.829	1:40.995	265	1:06.388	165	36.446	162	25	2:25.359	40.292	268	1:07.763	164	37.304	161
13	2:23.502	40.244	268	1:06.609	163	36.649	163								

12 Lennart Marioneck, DEU/ Samuel Sladecka, SVK

theoretical besttime: 2:23.088

1	2:40.835	46.977	248	1:10.735	162	43.123	151	14	2:24.145	40.771	258	1:06.627	163	36.747	159
2	3:34.095	1:08.848	141	1:33.905	141	51.342	161	15	2:23.788	40.493	259	1:06.683	160	36.612	159
3	2:25.475	41.321	258	1:07.133	163	37.021	161	16	2:23.420	40.420	258	1:06.644	160	36.356	160
4	2:25.735	40.427	259	1:07.725	148	37.583	159	17	2:24.083	40.484	259	1:06.708	163	36.891	159
5	2:25.837	41.082	260	1:07.366	164	37.389	160	18	2:24.416	40.601	257	1:07.113	163	36.702	159
6	2:25.154	40.780	261	1:07.284	162	37.090	161	19	2:24.907	40.820	257	1:07.032	161	37.055	157
7	2:26.236	40.975	259	1:08.298	160	36.963	161	20	2:24.062	40.495	257	1:06.789	162	36.778	158
8	2:24.522	40.675	258	1:06.747	163	37.100	161	21	2:24.083	40.504	258	1:06.566	157	37.013	158
9	2:24.172	40.667	259	1:06.453	164	37.052	162	22	2:24.343	40.518	258	1:06.756	158	37.069	157
10	2:23.737	40.523	259	1:06.316	164	36.898	161	23	2:25.699	40.836	239	1:08.127	163	36.736	158
11	2:30.046	40.416	258	1:06.608	163	43.022		24	2:24.039	40.419	260	1:07.170	161	36.450	160
12	3:47.504	2:00.975	250	1:08.311	161	38.218	158	25	2:24.840	40.641	258	1:06.831	161	37.368	158
13	2:25.713	41.450	255	1:07.227	161	37.036	159								

13 Remo Lips, CHE/ Sven Barth, DEU

theoretical besttime: 2:21.769

1	2:39.386	46.487	251	1:10.137	160	42.762	148	14	2:22.322	39.905	270	1:06.274	164	36.143	162
2	3:34.413	1:08.818	125	1:34.100	140	51.495	161	15	2:22.640	39.701	271	1:06.714	164	36.225	163
3	2:24.789	40.878	266	1:06.890	160	37.021	161	16	2:23.719	39.944	265	1:07.129	163	36.646	163
4	2:25.877	40.438	269	1:08.123	161	37.316	162	17	2:23.227	39.695	273	1:06.805	166	36.727	162
5	2:24.306	40.786	267	1:06.558	164	36.962	162	18	2:23.649	39.775	270	1:07.367	160	36.507	162
6	2:23.568	40.169	271	1:06.280	161	37.119	162	19	2:23.551	39.757	272	1:06.975	165	36.819	162
7	2:23.131	40.113	269	1:06.256	162	36.762	162	20	2:23.394	39.648	271	1:07.071	166	36.675	163
8	2:24.308	40.616	269	1:06.776	163	36.916	162	21	2:23.411	39.665	272	1:07.117	164	36.629	163
9	2:24.980	39.974	269	1:07.285	160	37.721	159	22	2:23.566	39.756	270	1:07.362	164	36.448	163
10	2:31.328	41.350	269	1:07.323	164	42.655		23	2:23.867	39.521	267	1:07.810	162	36.536	164
11	3:18.197	1:35.341	268	1:06.723	159	36.133	162	24	2:24.109	39.717	270	1:07.651	164	36.741	163
12	2:22.600	39.926	270	1:06.115	163	36.559	162	25	2:25.008	39.702	267	1:08.098	162	37.208	163
13	2:22.389	39.533	272	1:06.521	165	36.335	163								

16 Philip Geipel, DEU/ Rahel Frey, CHE

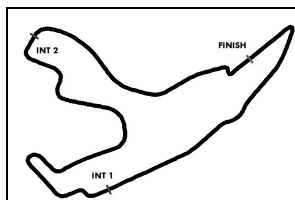
theoretical besttime: 2:21.617

1	2:33.472	44.590	262	1:08.957	164	39.925	118	14	2:23.500	40.308	264	1:06.269	166	36.923	163
2	3:36.450	1:07.168	177	1:36.221	97	53.061	162	15	2:25.324	40.443	247	1:08.184	165	36.697	161
3	2:24.248	40.853	264	1:06.774	165	36.621	163	16	2:23.834	40.343	263	1:06.883	165	36.608	163
4	2:22.211	40.430	263	1:05.383	166	36.398	163	17	2:23.444	40.320	264	1:06.631	165	36.493	162
5	2:22.086	40.392	262	1:05.335	168	36.359	162	18	2:23.576	40.345	262	1:06.399	166	36.832	163
6	2:22.242	40.201	265	1:05.632	167	36.409	163	19	2:23.378	40.172	263	1:06.469	166	36.737	163
7	2:21.993	40.114	269	1:05.597	166	36.282	164	20	2:23.673	40.233	264	1:06.745	166	36.695	163
8	2:22.440	40.000	265	1:06.076	165	36.364	163	21	2:24.012	40.345	262	1:06.717	163	36.950	161
9	2:25.089	40.076	267	1:08.517	165	36.496	163	22	2:24.245	40.204	263	1:07.091	164	36.950	163
10	2:22.598	40.131	265	1:05.911	166	36.556	162	23	2:23.829	40.203	264	1:06.931	164	36.695	162
11	2:29.024	40.204	265	1:06.053	166	42.767		24	2:25.146	40.669	261	1:07.388	164	37.089	163
12	3:20.280	1:36.600	258	1:06.675	166	37.005	162								
13	2:24.443	40.718	262	1:06.792	165	36.933	161								

19 Claudia Hürtgen, DEU/ Uwe Alzen, DEU

theoretical besttime: 2:21.612

1	2:31.075	43.833	247	1:07.886	166	39.356	96	14	2:22.732	40.226	261	1:06.083	166	36.423	161
2	3:37.388	1:07.301	173	1:36.945	87	53.142	162	15	2:22.766	40.220	261	1:06.144	166	36.402	161
3	2:23.398	40.903	257	1:06.062	166	36.433	162	16	2:23.078	40.456	261	1:06.046	167	36.576	161
4	2:22.106	40.266	259	1:05.307	165	36.533	161	17	2:23.163	40.121	264	1:06.225	161	36.817	161
5	2:23.931	41.189	257	1:06.169	166	36.573	160	18	2:23.298	39.995	263	1:06.689	165	36.614	161
6	2:22.313	40.331	261	1:05.437	167	36.545	160	19	2:23.625	40.368	260	1:06.375	165	36.882	160
7	2:22.038	40.237	261	1:05.491	165	36.310	161	20	2:23.139	40.279	261	1:06.260	165	36.600	161
8	2:22.198	40.297	261	1:05.494	163	36.407	161	21	2:23.760	40.231	263	1:06.849	165	36.680	160
9	2:22.884	40.522	261	1:05.819	161	36.543	160	22	2:23.255	40.178	261	1:06.360	164	36.717	158
10	2:28.424	40.322	263	1:05.864	164	42.238		23	2:23.699	40.227	262	1:06.704	164	36.768	160



ADAC GT Masters



Lap Analysis Race 1

Provisional

DMSB Reg. Nr.: C-S-AGTM-INT-012

Spa Francorchamps, Length: 7004 m

Air temperature: 12.9°C

Track temperature: 17.9°C

Weather condition: Wet

Saturday 20.6.2015 12:00

Lap	Time	SE1	SP1	SE2	SP2	SE3	SP3	Lap	Time	SE1	SP1	SE2	SP2	SE3	SP3
11	3:20.872	1:37.888	255	1:06.293	165	36.691	161	24	2:24.748	40.462	257	1:07.694	164	36.592	162
12	2:24.005	40.251	261	1:06.923	165	36.831	161	25	2:23.992	40.227	263	1:06.897	161	36.868	160
13	2:23.329	40.381	258	1:06.287	165	36.661	160								

21 Sebastian Asch, DEU/ Luca Ludwig, DEU

theoretical besttime: 2:21.711

1	2:29.089	42.776	257	1:07.244	165	39.069	101	14	2:22.252	40.301	262	1:05.701	163	36.250	161
2	3:38.018	1:05.405	146	1:38.821	97	53.792	161	15	2:22.751	40.175	261	1:06.179	163	36.397	160
3	2:23.014	40.513	260	1:06.203	167	36.298	161	16	2:22.380	40.299	264	1:05.711	164	36.370	160
4	2:23.674	40.330	261	1:05.835	166	37.509	159	17	2:22.950	40.286	264	1:06.176	161	36.488	161
5	2:22.486	40.270	263	1:06.061	167	36.155	161	18	2:23.301	40.301	264	1:06.604	158	36.396	160
6	2:21.935	40.185	262	1:05.435	167	36.315	162	19	2:23.146	40.288	263	1:06.244	162	36.614	160
7	2:22.314	40.177	262	1:05.960	167	36.177	161	20	2:23.019	40.121	264	1:06.348	162	36.550	160
8	2:22.574	40.123	263	1:06.085	163	36.366	161	21	2:23.122	40.235	264	1:06.311	163	36.576	159
9	2:22.506	40.184	263	1:06.037	166	36.285	161	22	2:22.981	40.205	265	1:06.556	161	36.220	161
10	2:22.806	40.149	263	1:06.232	165	36.425	161	23	2:23.523	40.326	263	1:06.752	163	36.445	160
11	2:29.421	40.241	263	1:06.471	165	42.709		24	2:23.444	40.378	263	1:06.611	160	36.455	160
12	3:20.460	1:37.486	260	1:06.280	161	36.694	161	25	2:24.355	40.467	263	1:07.051	158	36.837	160
13	2:22.621	40.570	261	1:05.726	164	36.325	161								

22 Florian Scholze, DEU/ Dominic Jöst, DEU

theoretical besttime:

1	2:37.573	-	-	-	-	-	-	13	3:16.520	-	-	-	-	-	-
2	3:34.879	-	-	-	-	-	-	14	2:26.198	-	-	-	-	-	-
3	2:24.478	-	-	-	-	-	-	15	2:26.939	-	-	-	-	-	-
4	2:23.811	-	-	-	-	-	-	16	2:26.585	-	-	-	-	-	-
5	2:23.242	-	-	-	-	-	-	17	2:26.508	-	-	-	-	-	-
6	2:22.857	-	-	-	-	-	-	18	2:29.578	-	-	-	-	-	-
7	2:23.012	-	-	-	-	-	-	19	2:27.537	-	-	-	-	-	-
8	2:23.281	-	-	-	-	-	-	20	2:27.709	-	-	-	-	-	-
9	2:27.043	-	-	-	-	-	-	21	2:29.693	-	-	-	-	-	-
10	2:42.857	-	-	-	-	-	-	22	2:27.549	-	-	-	-	-	-
11	3:41.112	-	-	-	-	-	-	23	2:34.027	-	-	-	-	-	-
12	2:35.944	-	-	-	-	-	-	24	2:28.422	-	-	-	-	-	-

23 Marc Gassner, DEU/ Florian Strauss, DEU

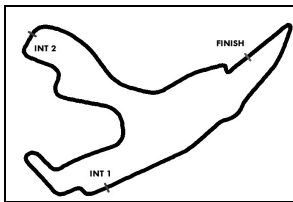
theoretical besttime: 2:22.145

1	2:40.352	46.838	254	1:10.593	160	42.921	148	13	2:23.959	40.656	267	1:06.767	160	36.536	163
2	3:34.069	1:08.896	132	1:33.843	141	51.330	162	14	2:41.339	40.143	269	1:06.728	166	54.468	158
3	2:25.326	41.189	266	1:07.218	162	36.919	161	15	2:23.649	40.510	268	1:06.467	165	36.672	163
4	2:26.055	40.833	254	1:07.773	152	37.449	159	16	2:22.389	39.969	271	1:06.101	166	36.319	163
5	2:25.683	41.118	252	1:07.270	163	37.295	160	17	2:23.053	40.150	269	1:06.311	163	36.592	162
6	2:25.280	41.003	264	1:07.022	163	37.255	158	18	2:22.569	39.989	269	1:06.148	165	36.432	162
7	2:28.054	41.235	258	1:09.305	164	37.514	154	19	2:22.979	39.982	270	1:06.563	165	36.434	163
8	2:25.322	41.316	267	1:07.088	164	36.918	161	20	2:23.040	39.743	272	1:06.661	165	36.636	163
9	2:26.634	40.874	257	1:07.538	160	38.222	156	21	2:23.877	39.898	262	1:06.929	163	37.050	163
10	2:27.182	41.741	251	1:07.707	158	37.734	159	22	2:24.341	40.195	249	1:07.578	164	36.568	162
11	2:37.354	41.482	257	1:08.845	148	47.027		23	2:23.185	40.094	269	1:06.790	166	36.301	163
12	5:48.695	4:03.849	258	1:07.912	161	36.934	162	24	2:23.279	40.074	268	1:06.487	167	36.718	159

24 Florian Stoll, DEU/ Marc Basseng, DEU

theoretical besttime: 2:22.501

1	2:32.753	44.558	252	1:08.649	162	39.546	112	14	2:23.512	40.336	263	1:06.684	163	36.492	160
2	3:36.706	1:06.972	167	1:36.777	96	52.957	161	15	2:24.257	40.570	259	1:07.184	165	36.503	161
3	2:25.315	40.944	257	1:07.598	158	36.773	161	16	2:23.952	40.609	266	1:06.801	164	36.542	162
4	2:24.929	40.766	260	1:07.452	160	36.711	160	17	2:23.210	40.192	266	1:06.575	164	36.443	162
5	2:24.850	40.786	251	1:07.463	162	36.601	162	18	2:23.771	40.431	263	1:06.706	165	36.634	162
6	2:22.949	40.421	264	1:06.189	165	36.339	161	19	2:23.666	40.551	260	1:06.594	162	36.521	160
7	2:23.006	40.290	264	1:06.509	163	36.207	161	20	2:23.653	40.153	264	1:06.671	163	36.829	162
8	2:23.138	40.105	264	1:06.530	162	36.503	163	21	2:23.895	40.305	264	1:06.904	163	36.686	84
9	2:23.470	40.346	263	1:06.616	164	36.508	161	22	2:24.173	40.195	264	1:07.382	163	36.596	162
10	2:23.176	40.400	264	1:06.545	164	36.231	160	23	2:23.725	40.261	266	1:06.878	165	36.586	162
11	2:29.872	40.360	265	1:06.508	163	43.004		24	2:24.504	40.653	263	1:07.146	163	36.705	162
12	3:18.316	1:35.246	257	1:06.593	162	36.477	159	25	2:24.586	40.449	263	1:07.381	164	36.756	157



ADAC GT Masters

Lap Analysis Race 1

Provisional



Spa Francorchamps, Length: 7004 m

Air temperature: 12.9°C

Track temperature: 17.9°C

Weather condition: Wet

DMSB Reg. Nr.: C-S-AGTM-INT-012

Saturday 20.6.2015 12:00

Lap	Time	SE1	SP1	SE2	SP2	SE3	SP3	Lap	Time	SE1	SP1	SE2	SP2	SE3	SP3
13	2:23.080	40.446	260	1:06.378	165	36.256	162								

36 Martin Ragginger, AUT/ Klaus Bachler, AUT

theoretical besttime: 2:21.610

1	2:29.926	43.072	258	1:07.151	168	39.703	97	14	2:23.294	40.065	267	1:06.661	165	36.568	163
2	3:37.615	1:06.618	170	1:37.664	95	53.333	162	15	2:23.746	40.070	266	1:06.984	164	36.692	160
3	2:23.567	40.359	262	1:06.854	167	36.354	162	16	2:22.775	40.262	265	1:06.009	164	36.504	160
4	2:22.633	39.911	259	1:05.815	166	36.907	157	17	2:22.435	39.952	267	1:06.306	164	36.177	162
5	2:23.022	40.414	266	1:06.447	166	36.161	162	18	2:22.299	40.106	266	1:06.075	164	36.118	162
6	2:21.873	39.963	266	1:05.611	165	36.299	162	19	2:22.368	39.964	267	1:06.028	164	36.376	161
7	2:22.421	39.930	266	1:06.206	167	36.285	162	20	2:22.723	39.979	267	1:06.588	164	36.156	162
8	2:22.509	39.913	268	1:05.969	165	36.627	162	21	2:23.924	39.935	268	1:06.800	162	37.189	162
9	2:22.539	39.881	267	1:06.285	166	36.373	162	22	2:23.070	39.966	248	1:06.807	163	36.297	162
10	2:22.766	39.944	267	1:06.445	165	36.377	162	23	2:22.995	40.090	267	1:06.606	162	36.299	163
11	2:29.704	39.924	266	1:07.079	166	42.701		24	2:23.907	40.139	251	1:06.985	165	36.783	161
12	3:24.396	1:40.708	262	1:06.749	164	36.939	161	25	2:23.152	39.909	267	1:06.552		36.691	162
13	2:24.210	40.230	267	1:07.103	165	36.877	162								

42 Hari Proczyk, AUT/ Bernd Schneider, DEU

theoretical besttime: 2:21.317

1	2:37.218	45.638	258	1:09.609	163	41.971	154	14	2:21.518	39.665	264	1:05.830	162	36.023	162
2	3:34.911	1:07.386	146	1:35.131	116	52.394	162	15	2:21.555	39.527	270	1:05.772	164	36.256	163
3	2:24.688	40.553	265	1:06.869	165	37.266	162	16	2:22.692	40.107	268	1:06.310	162	36.275	162
4	2:25.440	41.438	266	1:07.252	163	36.750	161	17	2:23.715	40.141	269	1:06.671	159	36.903	163
5	2:23.908	40.605	265	1:06.459	164	36.844	160	18	2:23.471	39.980	270	1:06.922	163	36.569	162
6	2:23.895	40.494	266	1:06.454	161	36.947	161	19	2:23.934	39.917	268	1:07.210	159	36.807	162
7	2:24.513	40.377	267	1:06.544	162	37.592	161	20	2:23.365	39.712	270	1:06.996	158	36.657	162
8	2:24.015	40.446	264	1:06.724	163	36.845	160	21	2:23.649	40.103	266	1:06.965	159	36.581	161
9	2:23.350	40.306	267	1:06.523	160	36.521	161	22	2:23.852	40.616	261	1:07.124	160	36.112	162
10	2:31.972	40.995	262	1:07.498	162	43.479		23	2:24.417	39.959	270	1:07.502	160	36.956	162
11	3:18.157	1:34.087	264	1:07.545	162	36.525	160	24	2:24.782	40.007	254	1:08.095	161	36.680	163
12	2:22.038	39.879	267	1:06.141	165	36.018	162	25	2:24.293	40.583	269	1:07.295	163	36.415	161
13	2:22.413	40.109	266	1:06.271	163	36.033	163								

66 Andreas Wirth, DEU/ Daniel Keilwitz, DEU

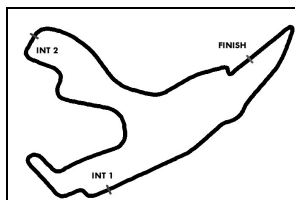
theoretical besttime: 2:22.044

1	2:38.011	46.344	263	1:09.653	162	42.014	162	14	2:22.982	39.513	270	1:06.880	163	36.589	165
2	3:34.908	1:09.114	120	1:33.728	117	52.066	165	15	2:22.491	39.448	271	1:06.904	164	36.139	152
3	2:24.690	40.535	259	1:07.234	164	36.921	164	16	2:23.673	40.151	266	1:07.105	165	36.417	166
4	2:26.694	40.993	253	1:07.946	164	37.755	163	17	2:23.084	39.686	266	1:07.066	163	36.332	166
5	2:23.822	40.387	267	1:06.545	162	36.890	162	18	2:23.819	39.697	270	1:07.877	163	36.245	166
6	2:23.143	40.243	268	1:06.457	164	36.443	164	19	2:23.452	39.655	267	1:07.388	165	36.409	165
7	2:23.788	40.133	268	1:06.899	163	36.756	163	20	2:23.522	39.657	270	1:07.278	164	36.587	166
8	2:24.247	40.325	264	1:07.175	163	36.747	163	21	2:23.504	39.631	271	1:07.340	161	36.533	164
9	2:23.717	40.172	269	1:06.820	163	36.725	163	22	2:23.445	39.710	271	1:07.315	164	36.420	166
10	2:31.293	40.248	260	1:08.085	158	42.960		23	2:23.733	39.770	269	1:07.385	163	36.578	166
11	3:18.245	1:34.984	266	1:06.873	164	36.388	165	24	2:24.130	39.995	268	1:07.651	162	36.484	166
12	2:22.876	39.859	252	1:06.798	164	36.219	165	25	2:24.970	40.168	266	1:07.999	161	36.803	167
13	2:22.794	39.537	270	1:06.922	163	36.335	164								

69 Patrick Assenheimer, DEU/ Diego Alessi, ITA

theoretical besttime: 2:22.002

1	2:34.886	44.911	253	1:09.723	163	40.252	133	14	2:22.776	39.859	270	1:06.867	160	36.050	163
2	3:35.927	1:08.062	145	1:35.005	115	52.860	162	15	2:23.700	39.923	270	1:07.225	161	36.552	160
3	2:25.556	40.629	262	1:07.153	163	37.774	159	16	2:24.225	40.038	262	1:07.683	161	36.504	162
4	2:23.780	39.840	270	1:07.112	164	36.828	162	17	2:23.899	39.627	271	1:07.927	158	36.345	163
5	2:23.130	39.995	268	1:06.665	166	36.470	161	18	2:23.776	39.870	272	1:07.511	161	36.395	162
6	2:22.879	39.812	270	1:06.384	165	36.683	162	19	2:23.726	39.781	272	1:07.478	158	36.467	163
7	2:22.989	39.917	269	1:06.610	165	36.462	160	20	2:23.590	39.736	273	1:07.555	161	36.299	163
8	2:23.410	39.887	269	1:06.833	165	36.690	162	21	2:23.668	39.792	272	1:07.270	160	36.606	164
9	2:23.106	39.679	270	1:06.607	165	36.820	161	22	2:23.670	39.568	273	1:07.453	161	36.649	162
10	2:23.876	40.113	268	1:07.099	164	36.664	161	23	2:24.484	39.939	271	1:08.093	157	36.452	162
11	2:29.566	40.019	270	1:06.739	162	42.808		24	2:24.914	40.042	270	1:08.495	160	36.377	162
12	3:18.202	1:34.711	268	1:06.981	160	36.510	162	25	2:23.933	39.893	269	1:07.695	159	36.345	162



ADAC GT Masters



Lap Analysis Race 1

Provisional

Spa Francorchamps, Length: 7004 m

Air temperature: 12.9°C

Track temperature: 17.9°C

Weather condition: Wet

DMSB Reg. Nr.: C-S-AGTM-INT-012

Saturday 20.6.2015 12:00

Lap	Time	SE1	SP1	SE2	SP2	SE3	SP3	Lap	Time	SE1	SP1	SE2	SP2	SE3	SP3
13	2:22.877	39.712	271	1:06.918	162	36.247	163								

80 Jens Klingmann, DEU/ Dominik Baumann, AUT

theoretical besttime: 2:20.903

1	2:30.337	43.670	250	1:07.131	164	39.536	93	14	3:18.919	1:35.912	258	1:06.340	165	36.667	162
2	3:37.834	1:06.654	181	1:37.758	87	53.422	160	15	2:23.544	40.450	259	1:06.250	162	36.844	160
3	2:22.526	40.512	259	1:05.796	165	36.218	161	16	2:22.893	40.327	259	1:05.929	165	36.637	161
4	2:22.578	40.117	260	1:05.744	164	36.717	159	17	2:23.244	40.277	262	1:06.191	165	36.776	160
5	2:21.568	40.336	257	1:05.010	165	36.222	161	18	2:23.199	40.320	261	1:06.313	164	36.566	161
6	2:21.113	40.200	258	1:04.610	165	36.303	161	19	2:23.806	40.439	261	1:06.519	165	36.848	159
7	2:21.164	40.253	260	1:04.730	166	36.181	161	20	2:22.931	40.272	259	1:06.193	165	36.466	160
8	2:21.565	40.391	258	1:04.998	165	36.176	160	21	2:22.671	40.201	260	1:06.042	165	36.428	160
9	2:21.512	40.342	260	1:04.919	166	36.251	160	22	2:23.624	40.329	260	1:06.576	164	36.719	162
10	2:22.269	40.500	259	1:05.370	165	36.399	160	23	2:24.038	40.489	260	1:06.737	163	36.812	161
11	2:21.499	40.176	261	1:05.040	165	36.283	160	24	2:23.861	40.327	258	1:06.811	164	36.723	161
12	2:21.792	40.357	259	1:05.222	165	36.213	161	25	2:24.189	40.579	260	1:06.598	164	37.012	160
13	2:27.996	40.394	259	1:05.349	165	42.253									

99 Rene Bourdeaux, DEU/ Alfred Renauer, DEU

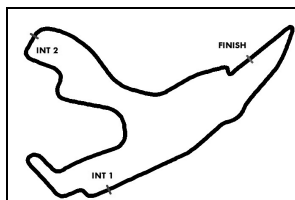
theoretical besttime: 2:24.470

1	2:43.293	47.433	229	1:11.266	157	44.594	141	12	3:33.166	1:42.131	263	1:07.331	160	43.704	156
2	3:32.684	1:08.476	149	1:33.471	142	50.737	160	13	2:24.856	40.566	264	1:07.193	160	37.097	160
3	2:28.152	42.014	258	1:08.353	158	37.785	161	14	2:24.720	40.708	263	1:07.114	162	36.898	160
4	2:27.206	41.682	259	1:08.061	159	37.463	160	15	2:25.628	40.505	264	1:07.578	159	37.545	159
5	2:26.899	41.365	260	1:07.973	160	37.561	161	16	2:25.803	41.138	263	1:07.566	161	37.099	161
6	2:27.482	41.195	262	1:08.680	160	37.607	160	17	2:25.504	40.602	265	1:07.414	160	37.488	159
7	2:27.582	41.384	261	1:08.606	160	37.592	160	18	2:25.419	40.696	263	1:07.535	159	37.188	158
8	2:27.028	41.226	261	1:08.078	159	37.724	160	19	2:25.015	40.701	263	1:07.295	160	37.019	159
9	2:27.302	41.379	262	1:08.170	163	37.753	161	20	2:24.775	40.630	263	1:07.294	161	36.851	160
10	2:27.107	41.245	260	1:08.134	161	37.728	159	21	2:36.822	41.453	257	1:09.522	143	45.847	
11	2:33.529	41.367	260	1:08.212	162	43.950									

100 Daniel Dobitsch, AUT/ Edward Sandström, SWE

theoretical besttime: 2:22.135

1	2:36.275	45.508	258	1:09.459	160	41.308	140	14	2:23.161	40.199	265	1:06.598	162	36.364	162
2	3:35.189	1:07.304	146	1:35.161	113	52.724	161	15	2:22.547	40.194	264	1:06.099	165	36.254	161
3	2:25.186	40.826	259	1:06.610	163	37.750	159	16	2:23.444	40.008	265	1:06.736	162	36.700	162
4	2:24.641	41.695	267	1:06.658	162	36.288	161	17	2:24.144	39.912	268	1:07.286	158	36.946	162
5	2:23.830	40.368	262	1:06.852	162	36.610	161	18	2:23.433	40.160	267	1:06.773	162	36.500	162
6	2:22.931	40.570	262	1:05.992	165	36.369	161	19	2:23.906	40.269	261	1:06.725	160	36.912	162
7	2:23.122	40.614	260	1:06.252	162	36.256	161	20	2:24.377	39.989	266	1:06.938	161	37.450	161
8	2:23.386	40.205	262	1:06.731	165	36.450	160	21	2:23.562	40.053	267	1:06.770	161	36.739	162
9	2:23.292	40.138	263	1:06.532	163	36.622	160	22	2:22.828	40.007	266	1:06.529	164	36.292	162
10	2:28.912	40.412	263	1:06.587	163	41.913		23	2:24.776	40.186	266	1:07.738	161	36.852	162
11	3:18.849	1:36.188	259	1:05.969	162	36.692	161	24	2:24.869	40.121	265	1:07.982	161	36.766	162
12	2:23.365	40.318	261	1:06.572	163	36.475	161	25	2:24.114	40.432	264	1:06.864	163	36.818	162
13	2:23.249	40.173	263	1:06.703	161	36.373	162								



ADAC GT Masters

Pit stops Race 1

Provisional



Spa Francorchamps, Length: 7004 m

Air temperature: 12.8°C

Track temperature: 17.9°C

Weather condition: Wet

DMSB Reg. Nr.: C-S-AGTM-INT-012

Saturday 20.6.2015 12:00

Nr	Driver in	Day time in	Time in	Driver out	Day time out	Time out	Nett Time
1	Stefan Wackerbauer	12:07:18	3:56.217				
19	Claudia Hürtgen	12:28:33	25:10.429	Claudia Hürtgen	12:29:41	26:18.829	1:08.400
100	Daniel Dobitsch	12:28:44	25:21.365	Edward Sandström	12:29:51	26:28.699	1:07.334
42	Hari Proczyk	12:28:50	25:28.250	Hari Proczyk	12:29:56	26:33.855	1:05.605
66	Andreas Wirth	12:28:51	25:28.945	Andreas Wirth	12:29:58	26:35.283	1:06.338
2	Jordan Lee Pepper	12:28:52	25:29.826	Nicki Thiim	12:30:03	26:41.137	1:11.311
13	Remo Lips	12:28:53	25:30.695	Sven Barth	12:30:00	26:37.463	1:06.768
22		12:29:00	25:38.003		12:30:16	26:53.474	1:15.471
3	Andreas Weishaupt	12:29:13	25:50.938	Andreas Weishaupt	12:30:19	26:56.302	1:05.364
21	Sebastian Asch	12:30:55	27:32.430	Sebastian Asch	12:32:03	28:40.824	1:08.394
36	Martin Ragginger	12:30:56	27:33.321	Klaus Bachler	12:32:07	28:44.804	1:11.483
7	Luca Stolz	12:30:56	27:34.083	Luca Stolz	12:32:04	28:41.716	1:07.633
8	Clemens Schmid	12:30:57	27:35.101	Clemens Schmid	12:32:09	28:47.035	1:11.934
16	Philip Geipel	12:30:59	27:36.455	Philip Geipel	12:32:05	28:43.169	1:06.714
69	Patrick Assenheimer	12:31:06	27:43.890	Diego Alessi	12:32:12	28:50.083	1:06.193
24	Florian Stoll	12:31:07	27:44.745	Florian Stoll	12:32:13	28:51.099	1:06.354
12	Lennart Marioneck	12:31:23	28:00.595		12:32:53	29:30.321	1:29.726
23	Marc Gassner	12:31:38	28:16.012	Florian Strauss	12:35:13	31:50.302	3:34.290
99	Rene Bourdeaux	12:31:45	28:23.009	Rene Bourdeaux	12:32:58	29:35.946	1:12.937
22		12:35:17	31:54.729		12:38:39	35:16.609	3:21.880
80	Jens Klingmann	12:35:31	32:08.571	Jens Klingmann	12:36:38	33:15.561	1:06.990
99	Alfred Renauer	12:57:17	53:54.683	Alfred Renauer	12:58:43	55:20.921	1:26.238