



ADAC Formel 4

Result List Qualifying G2



Provisional

DMSB Reg. Nr.: C-S-AGTM-NAT-01



Spa Francorchamps, Length: 7004 m
Air temperature: 11.8°C
Track temperature: 13.4°C
Weather condition: Wet

Friday 19.6.2015 17:50

started : 20 classified : 19 not classified : 1

#	Competitor	Sponsor	Lap	Best Time	Gap	Diff	Kph	Day Time
Cl.	Drivers	Car						
1	4 ADAC Berlin-Brandenburg e.V. R.Shwartzman(RUS)	ADAC Formel 4 powered by Abarth	8	2:36.085			161,5	18:33:42
2	99 Prema Powerteam SRL R.Aron(EST)	ADAC Formel 4 powered by Abarth	8	2:36.190	0.105	0.105	161,4	18:34:37
3	69 ADAC Berlin Brandenburg e.V. R L.Norris(GBR)	ADAC Formel 4 powered by Abarth	8	2:36.257	0.172	0.067	161,4	18:33:46
4	36 Van Amersfoort Racing J.Mawson(AUS)	ADAC Formel 4 powered by Abarth	8	2:37.380	1.295	1.123	160,2	18:33:46
5	16 Jenzer Motorsport M.Böckmann(DEU)	ADAC Formel 4 powered by Abarth	8	2:38.131	2.046	0.751	159,5	18:33:59
6	19 SMG Swiss Motorsport Group M.Drudi(ITA)	ADAC Formel 4 powered by Abarth	8	2:38.386	2.301	0.255	159,2	18:34:31
7	26 Van Amersfoort Racing H.Newey(GBR)	ADAC Formel 4 powered by Abarth	7	2:38.465	2.380	0.079	159,1	18:31:15
8	22 Lechner Racing F.Janits(AUT)	ADAC Formel 4 powered by Abarth	8	2:38.806	2.721	0.341	158,8	18:34:08
9	10 Motopark M.Waldherr(DEU)	ADAC Formel 4 powered by Abarth	8	2:39.413	3.328	0.607	158,2	18:33:58
10	3 ADAC Berlin-Brandenburg e.V. R B.Mazatis(DEU)	ADAC Formel 4 powered by Abarth	8	2:39.650	3.565	0.237	157,9	18:34:16
11	8 Motopark R J.Fittje(DEU)	ADAC Formel 4 powered by Abarth	8	2:39.668	3.583	0.018	157,9	18:33:47
12	20 SMG Swiss Motorsport Group N.Rogivue(CHE)	ADAC Formel 4 powered by Abarth	7	2:40.500	4.415	0.832	157,1	18:31:25
13	15 Jenzer Motorsport D.Kolkmann(DEU)	ADAC Formel 4 powered by Abarth	8	2:40.541	4.456	0.041	157,1	18:34:08
14	17 Jenzer Motorsport R A.Hoti(DEU)	ADAC Formel 4 powered by Abarth	7	2:41.008	4.923	0.467	156,6	18:31:24
15	14 Jenzer Motorsport GmbH M.Müller-Crepon(DEU)	ADAC Formel 4 powered by Abarth	8	2:41.134	5.049	0.126	156,5	18:34:05
16	34 Team piroports R T.Wolf(DEU)	ADAC Formel 4 powered by Abarth	7	2:42.177	6.092	1.043	155,5	18:31:14
17	2 Neuhauser Racing T.Zimmermann(DEU)	ADAC Formel 4 powered by Abarth	3	2:46.301	10.216	4.124	151,6	18:03:13
18	21 Liqui Moly Team Engstler R M.Halder(DEU)	ADAC Formel 4 powered by Abarth	8	2:46.409	10.324	0.108	151,5	18:34:43
19	35 HTP Juniorteam R C.Schreiner(DEU)	ADAC Formel 4 powered by Abarth	7	2:46.960	10.875	0.551	151,0	18:34:42
not classified								
	46 Team Scheider M.Auricchio(BRA)	ADAC Formel 4 powered by Abarth	3	2:51.888	15.803	4.928	146,7	18:03:10

Qualifying Time: 2:51.693 Percent: 110%

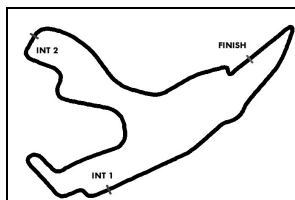
Following race director cancellation of the relevant lap time for car no. 35

Subject to final scrutineering!

Publications Time:

Clerk of the course:

Time Keeping:



ADAC Formel 4

Result List Qualifying 2nd best G2



Provisional

DMSB Reg. Nr.: C-S-AGTM-NAT-01



Spa Francorchamps, Length: 7004 m

Air temperature: 11.8°C

Track temperature: 13.3°C

Weather condition: Dry

Friday 19.6.2015 16:55

started : 20 classified : 19 not classified : 1

	Drivers	Sponsor	Car	Lap	Best Time	Gap	Diff	Kph	Day Time
1	99 R.Aron		ADAC Formel 4 powered by Aba	7	2:37.835			159,8	18:32:01
2	4 R.Shwartzman		ADAC Formel 4 powered by Aba	7	2:37.886	0.051	0.051	159,7	18:31:06
3	69 L.Norris		ADAC Formel 4 powered by Aba	7	2:38.518	0.632	0.683	159,1	18:31:10
4	26 H.Newey		ADAC Formel 4 powered by Aba	8	2:38.566	0.048	0.731	159,0	18:33:53
5	36 J.Mawson		ADAC Formel 4 powered by Aba	7	2:38.923	0.357	1.088	158,7	18:31:09
6	19 M.Drudi		ADAC Formel 4 powered by Aba	6	2:40.164	1.241	2.329	157,4	18:29:09
7	8 J.Fittje		ADAC Formel 4 powered by Aba	7	2:40.312	0.148	2.477	157,3	18:31:07
8	3 B.Mazatis		ADAC Formel 4 powered by Aba	7	2:40.339	0.027	2.504	157,3	18:31:36
9	22 F.Janits		ADAC Formel 4 powered by Aba	7	2:40.812	0.473	2.977	156,8	18:31:29
10	17 A.Hoti		ADAC Formel 4 powered by Aba	8	2:41.264	0.452	3.429	156,4	18:34:05
11	16 M.Böckmann		ADAC Formel 4 powered by Aba	7	2:41.379	0.115	3.544	156,2	18:31:21
12	15 D.Kolkmann		ADAC Formel 4 powered by Aba	7	2:41.420	0.041	3.585	156,2	18:31:28
13	20 N.Rogivue		ADAC Formel 4 powered by Aba	6	2:42.096	0.676	4.261	155,6	18:28:44
14	10 M.Waldherr		ADAC Formel 4 powered by Aba	6	2:42.633	0.537	4.798	155,0	18:28:29
15	14 M.Müller-Crepon		ADAC Formel 4 powered by Aba	7	2:42.823	0.190	4.988	154,9	18:31:24
16	34 T.Wolf		ADAC Formel 4 powered by Aba	8	2:43.377	0.554	5.542	154,3	18:33:58
17	21 M.Halder		ADAC Formel 4 powered by Aba	7	2:47.313	3.936	9.478	150,7	18:31:56
18	35 C.Schreiner		ADAC Formel 4 powered by Aba	6	2:47.579	0.266	9.744	150,5	18:31:55
19	2 T.Zimmermann		ADAC Formel 4 powered by Aba	2	2:49.414	1.835	11.579	148,8	18:00:27
not classified									
	46 M.Auricchio		ADAC Formel 4 powered by Aba	2	2:55.395	5.981	17.560	143,8	18:00:18

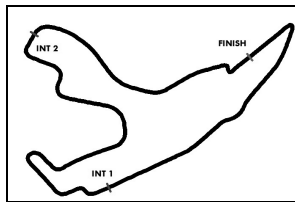
Qualifying Time: 2:53.618 Percent: 110%

Subject to final scrutineering!

Publications Time:

Clerk of the course:

Time Keeping:



ADAC Formel 4

Lap Analysis Qualifying G2



Provisional

DMSB Reg. Nr.: C-S-AGTM-NAT-01



Spa Francorchamps, Length: 7004 m
Air temperature: 11.8°C
Track temperature: 13.4°C
Weather condition: Wet

Friday 19.6.2015 17:50

Lap	Time	SE1	SP1	SE2	SP2	SE3	SP3	Lap	Time	SE1	SP1	SE2	SP2	SE3	SP3
2	Tim Zimmermann, DEU ,							theoretical besttime: 2:46.301							
1	3:37.818	1:24.623	176	1:26.992	85	46.203	144	3	2:46.301	47.368	213	1:16.703	144	42.230	145
2	2:49.414	47.770	214	1:18.373	138	43.271	145								

3	Benjamin Mazatis, DEU ,							theoretical besttime: 2:39.650							
1	3:44.498	1:34.398	174	1:24.414	133	45.686	147	5	19:13.899	17:13.754	180	1:16.553	146	43.592	148
2	2:56.265	49.669	208	1:21.519	127	45.077	146	6	2:43.802	47.167	217	1:13.435	145	43.200	146
3	2:53.763	49.596	194	1:20.297	129	43.870	148	7	2:40.339	46.729	217	1:11.728	149	41.882	148
4	3:23.952	53.124	150	1:25.598	120	1:05.230		8	2:39.650	46.541	219	1:11.648	150	41.461	147

4	Robert Shwartzman, RUS ,							theoretical besttime: 2:36.085							
1	3:08.702	58.574	158	1:23.910	130	46.218	143	5	19:53.390	17:55.569	184	1:15.407	148	42.414	144
2	2:55.160	49.755	189	1:20.875	138	44.530	146	6	2:41.259	46.530	218	1:12.628	149	42.101	148
3	2:49.536	47.789	201	1:18.937	147	42.810	147	7	2:37.886	45.676	221	1:10.650	148	41.560	148
4	3:00.395	47.159	217	1:17.395	145	55.841		8	2:36.085	45.447	221	1:09.654	150	40.984	147

8	Jannes Fittje, DEU ,							theoretical besttime: 2:38.927							
1	3:06.455	57.926	165	1:23.796	137	44.733	143	5	19:57.390	17:58.964	203	1:15.403	139	43.023	145
2	2:51.353	48.503	212	1:19.940	145	42.910	138	6	2:40.588	45.940	220	1:13.053	145	41.595	144
3	2:49.897	47.822	217	1:19.439	147	42.636	144	7	2:40.312	45.328	221	1:12.057	142	42.927	146
4	3:01.409	47.185	217	1:17.816	145	56.408		8	2:39.668	45.275	224	1:12.169	145	42.224	146

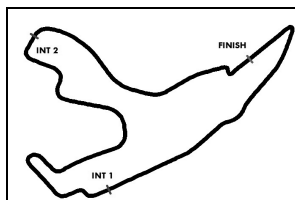
10	Michael Waldherr, DEU ,							theoretical besttime: 2:39.413							
1	3:25.058	1:13.571	162	1:24.291	135	47.196	141	5	18:46.930	16:48.730	208	1:14.805	142	43.395	143
2	2:50.855	47.699	213	1:20.269	146	42.887	140	6	2:42.633	45.538	224	1:12.922	136	44.173	146
3	2:57.028	46.332	223	1:28.190	144	42.506	145	7	2:48.760	47.971	209	1:16.104	143	44.685	146
4	3:47.111	1:15.584	154	1:25.392	122	1:06.135		8	2:39.413	44.930	224	1:12.298	147	42.185	144

14	Moritz Müller-Crepon, DEU ,							theoretical besttime: 2:41.134							
1	3:20.475	1:12.868	173	1:22.145	132	45.462	139	5	19:50.280	17:51.753	190	1:15.038	143	43.489	143
2	2:52.876	49.226	207	1:19.559	135	44.091	144	6	2:44.365	47.656	210	1:13.688	135	43.021	145
3	2:50.487	48.831	209	1:18.027	140	43.629	144	7	2:42.823	47.063	215	1:13.205	142	42.555	143
4	3:02.838	48.661	205	1:19.319	143	54.858		8	2:41.134	46.395	217	1:12.393	145	42.346	142

15	David Kolkmann, DEU ,							theoretical besttime: 2:40.129							
1	3:29.868	1:16.180	169	1:26.503	129	47.185	142	5	19:34.653	17:35.540	200	1:15.890	142	43.223	145
2	3:01.211	51.400	195	1:22.281	136	47.530	139	6	2:42.234	47.750	216	1:12.499	146	41.985	145
3	2:52.019	48.866	213	1:18.954	139	44.199	141	7	2:41.420	46.881	219	1:12.414	143	42.125	143
4	3:06.592	50.410	198	1:20.696	135	55.486		8	2:40.541	46.435	221	1:11.709	148	42.397	147

16	Marek Böckmann, DEU ,							theoretical besttime: 2:37.953							
1	3:39.795	1:24.407	158	1:31.221	136	44.167	143	5	19:33.925	17:38.010	215	1:13.169	150	42.746	147
2	2:49.438	47.656	216	1:17.977	143	43.805	146	6	2:46.319	48.990	176	1:13.863	149	43.466	148
3	2:46.020	46.943	215	1:16.528	145	42.549	145	7	2:41.379	45.291	221	1:13.172	67	42.916	147
4	3:04.666	49.031	193	1:20.625	133	55.010		8	2:38.131	45.469	220	1:11.151	147	41.511	148

17	Arlind Hoti, DEU ,							theoretical besttime: 2:40.774							
1	3:27.107	1:17.963	174	1:23.541	138	45.603	142	5	19:51.029	17:53.548	199	1:14.270	145	43.211	142
2	2:53.071	49.730	198	1:19.813	133	43.528	144	6	2:42.818	47.025	209	1:13.508	149	42.285	146
3	2:49.601	48.082	209	1:18.041	133	43.478	145	7	2:41.008	46.041	215	1:12.926	147	42.041	145
4	2:59.830	47.577	212	1:17.939	145	54.314		8	2:41.264	46.206	207	1:12.692	142	42.366	143



ADAC Formel 4

Lap Analysis Qualifying G2



Provisional

DMSB Reg. Nr.: C-S-AGTM-NAT-01



Spa Francorchamps, Length: 7004 m
Air temperature: 11.8°C
Track temperature: 13.4°C
Weather condition: Wet

Friday 19.6.2015 17:50

Lap	Time	SE1	SP1	SE2	SP2	SE3	SP3	Lap	Time	SE1	SP1	SE2	SP2	SE3	SP3
19	Mattia Drudi, ITA ,							theoretical besttime: 2:38.347							
1	3:14.573	1:02.257	157	1:24.495	122	47.821	141	5	20:33.672	18:33.759	157	1:17.374	144	42.539	146
2	2:51.453	48.456	209	1:18.790	135	44.207	146	6	2:40.164	46.884	211	1:11.698	148	41.582	147
3	2:48.250	47.892	210	1:17.455	142	42.903	146	7	2:43.516	46.617	209	1:12.857	149	44.042	147
4	3:01.597	47.502	211	1:17.234	137	56.861		8	2:38.386	46.064	219	1:10.701	149	41.621	147

20	Nikolaj Rogivue, CHE ,							theoretical besttime: 2:40.373							
1	3:26.457	1:14.300	160	1:24.543	127	47.614	142	5	19:49.811	17:49.097	193	1:16.427	139	44.287	147
2	2:53.175	48.603	214	1:20.980	137	43.592	142	6	2:42.096	46.689	214	1:13.535	149	41.872	145
3	2:49.928	47.391	201	1:18.207	144	44.330	143	7	2:40.500	46.241	215	1:12.491	145	41.768	145
4	3:02.773	50.533	200	1:18.321	139	53.919		8	2:48.162	46.114	221	1:18.642	139	43.406	148

21	Michelle Halder, DEU ,							theoretical besttime: 2:46.259							
1	3:42.215	1:26.987	174	1:27.618	114	47.610	141	5	19:16.316	17:11.630	193	1:19.935	127	44.751	144
2	2:59.264	50.114	208	1:22.677	122	46.473	142	6	2:50.723	49.355	211	1:17.654	129	43.714	144
3	2:57.112	50.009	188	1:21.992	122	45.111	144	7	2:47.313	48.501	213	1:15.653	138	43.159	145
4	3:23.549	52.220	158	1:25.325	123	1:06.004		8	2:46.409	47.885	212	1:15.215	133	43.309	145

22	Florian Janits, AUT ,							theoretical besttime: 2:38.806							
1	3:15.577	1:06.000	154	1:24.143	126	45.434	143	5	19:56.123	17:55.806	211	1:15.461	143	44.856	64
2	2:53.032	49.976	205	1:19.327	137	43.729	143	6	2:51.562	57.563	205	1:12.110	145	41.889	146
3	2:49.059	48.457	214	1:17.916	145	42.686	145	7	2:40.812	47.320	216	1:11.822	145	41.670	146
4	3:03.333	48.535	214	1:18.875	141	55.923		8	2:38.806	46.199	219	1:10.953	145	41.654	145

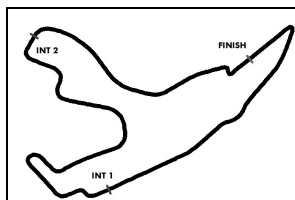
26	Harrison Newey, GBR ,							theoretical besttime: 2:38.127							
1	3:09.255	59.971	164	1:24.118	137	45.166	142	5	20:00.771	18:05.098	204	1:13.650	148	42.023	146
2	2:50.640	48.947	206	1:19.068	145	42.625	145	6	2:48.337	51.315	168	1:14.270	146	42.752	147
3	2:46.927	46.775	202	1:17.238	147	42.914	145	7	2:38.465	45.730	210	1:11.595	148	41.140	146
4	3:00.752	46.890	195	1:17.748	132	56.114		8	2:38.566	45.577	223	1:11.410	146	41.579	147

34	Toni Wolf, DEU ,							theoretical besttime: 2:42.177							
1	3:08.012	56.858	166	1:25.237	119	45.917	143	5	19:50.911	17:50.696	195	1:16.680	142	43.535	145
2	2:53.788	49.368	214	1:20.392	141	44.028	144	6	2:44.357	46.930	218	1:14.670	145	42.757	148
3	2:53.822	48.195	215	1:21.900	143	43.727	144	7	2:42.177	46.484	220	1:13.603	144	42.090	146
4	3:01.313	47.724	203	1:18.961	141	54.628		8	2:43.377	46.506	205	1:14.285	146	42.586	146

35	Carrie Schreiner, DEU ,							theoretical besttime: 2:46.834							
1	3:53.737	1:32.445	156	1:30.307	124	50.985	136	4	18:42.840	16:37.985	180	1:20.232	139	44.623	145
2	3:18.833	1:03.469	190	1:28.659	133	46.705	143	5	2:51.193	49.346	207	1:17.342	139	44.505	145
	2:59.672	50.580	209	1:23.923	138	45.169	144	6	2:47.579	48.345	212	1:15.825	144	43.409	145
3	3:21.179	55.183	176	1:28.200	126	57.796		7	2:46.960	48.094	215	1:15.331	142	43.535	144

36	Joey Mawson, AUS ,							theoretical besttime: 2:37.342							
1	3:05.329	57.954	185	1:22.695	133	44.680	144	5	20:03.709	18:08.246	210	1:13.902	147	41.561	146
2	2:50.361	47.733	213	1:19.443	142	43.185	146	6	2:40.665	45.674	214	1:13.749	142	41.242	146
3	2:46.743	47.028	218	1:17.378	145	42.337	148	7	2:38.923	46.464	220	1:11.284	148	41.175	145
4	3:03.164	50.666	217	1:17.201	140	55.297		8	2:37.380	45.284	219	1:10.883	142	41.213	145

46	Mauro Auricchio, BRA ,							theoretical besttime: 2:51.795							
1	3:22.682	1:12.155	183	1:24.704	130	45.823	143	3	2:51.888	48.460	203	1:19.448	146	43.980	145
2	2:55.395	49.240	197	1:22.268	138	43.887	101								



ADAC Formel 4

Lap Analysis Qualifying G2



Provisional

DMSB Reg. Nr.: C-S-AGTM-NAT-01



Spa Francorchamps, Length: 7004 m

Air temperature: 11.8°C

Track temperature: 13.4°C

Weather condition: Wet

Friday 19.6.2015 17:50

Lap	Time	SE1	SP1	SE2	SP2	SE3	SP3	Lap	Time	SE1	SP1	SE2	SP2	SE3	SP3
69	Lando Norris, GBR ,							theoretical besttime: 2:36.257							
1	3:11.277	59.065	130	1:26.671	132	45.541	146	5	19:52.999	17:56.587	193	1:14.064	145	42.348	148
2	2:55.715	49.599	188	1:21.660	137	44.456	146	6	2:40.787	46.290	220	1:12.539	143	41.958	147
3	2:50.050	47.937	216	1:18.813	140	43.300	146	7	2:38.518	46.136	220	1:11.018	149	41.364	149
4	3:01.126	47.330	219	1:18.712	136	55.084		8	2:36.257	45.380	220	1:09.528	146	41.349	148

99	Ralf Aron, EST ,							theoretical besttime: 2:36.190							
1	3:12.144	1:02.680	165	1:23.448	130	46.016	142	5	20:52.821	18:56.735	209	1:14.380	145	41.706	147
2	2:50.846	48.255	211	1:19.162	138	43.429	146	6	2:38.945	46.344	220	1:11.599	144	41.002	147
3	2:47.021	47.347	208	1:17.579	146	42.095	145	7	2:37.835	46.401	222	1:10.518	143	40.916	147
4	3:01.685	47.854	215	1:17.181	141	56.650		8	2:36.190	45.322	226	1:10.139	149	40.729	147