



ADAC Formel 4

Result List Qualifying G1



Provisional

DMSB Reg. Nr.: C-S-AGTM-NAT-01



Spa Francorchamps, Length: 7004 m

Air temperature: 11.5°C

Track temperature: 12.6°C

Weather condition: Wet

Friday 19.6.2015 17:25

started : 19 classified : 19 not classified : 0

#	Competitor	Sponsor	Lap	Best Time	Gap	Diff	Kph	Day Time
Cl.	Drivers	Car						
1	7 Motopark J.Eriksson(SWE)	ADAC Formel 4 powered by Abarth	3	2:23.272			176,0	17:38:11
2	32 Prema Powerteam SRL R G.Zhou(CHN)	ADAC Formel 4 powered by Abarth	3	2:24.012	0.740	0.740	175,1	17:38:14
3	27 HTP Juniorteam M.Dienst(DEU)	ADAC Formel 4 powered by Abarth	3	2:24.290	1.018	0.278	174,7	17:38:44
4	28 HTP Juniorteam J.Esmeijer(NLD)	ADAC Formel 4 powered by Abarth	4	2:24.468	1.196	0.178	174,5	17:40:17
5	5 ADAC Berlin-Brandenburg e.V. R D.Beckmann(DEU)	ADAC Formel 4 powered by Abarth	3	2:25.064	1.792	0.596	173,8	17:37:35
6	18 SMG Swiss Motorsport Group G.Maggi(CHE)	ADAC Formel 4 powered by Abarth	3	2:25.199	1.927	0.135	173,7	17:38:07
7	9 Motopark R J.Cecotto(VEN)	ADAC Formel 4 powered by Abarth	3	2:25.250	1.978	0.051	173,6	17:39:08
8	25 Van Amersfoort Racing R M.Schumacher(DEU)	ADAC Formel 4 powered by Abarth	3	2:25.258	1.986	0.008	173,6	17:37:51
9	33 RS-Competition J.Jonck(DNK)	ADAC Formel 4 powered by Abarth	3	2:25.498	2.226	0.240	173,3	17:37:38
10	1 Neuhauser Racing K.Schramm(DEU)	ADAC Formel 4 powered by Abarth	3	2:25.534	2.262	0.036	173,3	17:38:09
11	13 Team piroports C.Piro(DEU)	ADAC Formel 4 powered by Abarth	3	2:25.936	2.664	0.402	172,8	17:37:37
12	6 ADAC Berlin-Brandenburg e.V. R M.Ortmann(DEU)	ADAC Formel 4 powered by Abarth	4	2:26.046	2.774	0.110	172,6	17:40:39
13	77 Job van Uitert R J.Van Uitert(NLD)	ADAC Formel 4 powered by Abarth	3	2:26.212	2.940	0.166	172,5	17:38:02
14	23 Race Performance A.Valente(CHE)	ADAC Formel 4 powered by Abarth	4	2:26.523	3.251	0.311	172,1	17:40:29
15	44 RS Competition R G.Rupp(DEU)	ADAC Formel 4 powered by Abarth	3	2:26.549	3.277	0.026	172,1	17:37:53
16	30 Team Scheider J.Kremer(DEU)	ADAC Formel 4 powered by Abarth	3	2:26.810	3.538	0.261	171,7	17:38:03
17	24 Robin Brezina R R.Brezina(DEU)	ADAC Formel 4 powered by Abarth	4	2:27.518	4.246	0.708	170,9	17:40:16
18	38 Liqui Moly Team Engstler R L.Engstler(DEU)	ADAC Formel 4 powered by Abarth	2	2:30.731	7.459	3.213	167,3	17:35:32
19	55 Race Performance R M.Niederhauser(CHE)	ADAC Formel 4 powered by Abarth	3	2:32.160	8.888	1.429	165,7	17:38:37

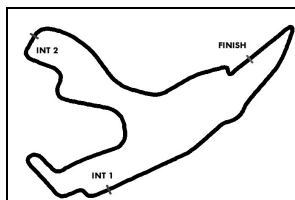
Qualifying Time: 2:37.599 Percent: 110%

Subject to final scrutineering!

Publications Time:

Clerk of the course:

Time Keeping:



ADAC Formel 4

Result List Qualifying 2nd best G1



Provisional

DMSB Reg. Nr.: C-S-AGTM-NAT-01



Spa Francorchamps, Length: 7004 m

Air temperature: 11.4°C

Track temperature: 12.6°C

Weather condition: Dry

Friday 19.6.2015 16:30

started : 19 classified : 19 not classified : 0

	Drivers	Sponsor	Car	Lap	Best Time	Gap	Diff	Kph	Day Time
1	7 J.Eriksson		ADAC Formel 4 powered by Aba	4	2:23.813			175,3	17:40:35
2	28 J.Esmeijer		ADAC Formel 4 powered by Aba	3	2:24.714	0.901	0.901	174,2	17:37:52
3	32 G.Zhou		ADAC Formel 4 powered by Aba	4	2:24.763	0.049	0.950	174,2	17:40:39
4	27 M.Dienst		ADAC Formel 4 powered by Aba	4	2:25.599	0.836	1.786	173,2	17:41:10
5	18 G.Maggi		ADAC Formel 4 powered by Aba	4	2:25.761	0.162	1.948	173,0	17:40:33
6	5 D.Beckmann		ADAC Formel 4 powered by Aba	4	2:26.010	0.249	2.197	172,7	17:40:01
7	13 C.Piro		ADAC Formel 4 powered by Aba	4	2:26.115	0.105	2.302	172,6	17:40:03
8	9 J.Cecotto		ADAC Formel 4 powered by Aba	2	2:26.842	0.727	3.029	171,7	17:36:42
9	1 K.Schramm		ADAC Formel 4 powered by Aba	4	2:27.118	0.276	3.305	171,4	17:40:36
10	23 A.Valente		ADAC Formel 4 powered by Aba	3	2:27.708	0.590	3.895	170,7	17:38:02
11	33 J.Jonck		ADAC Formel 4 powered by Aba	4	2:27.954	0.246	4.141	170,4	17:40:06
12	44 G.Rupp		ADAC Formel 4 powered by Aba	4	2:28.388	0.434	4.575	169,9	17:40:21
13	77 J.Van Uitert		ADAC Formel 4 powered by Aba	2	2:28.816	0.428	5.003	169,4	17:35:35
14	25 M.Schumacher		ADAC Formel 4 powered by Aba	4	2:29.046	0.230	5.233	169,2	17:40:20
15	24 R.Brezina		ADAC Formel 4 powered by Aba	5	2:29.727	0.681	5.914	168,4	17:42:46
16	38 L.Engstler		ADAC Formel 4 powered by Aba	3	2:30.986	1.259	7.173	167,0	17:38:03
17	6 M.Ortmann		ADAC Formel 4 powered by Aba	3	2:31.149	0.163	7.336	166,8	17:38:13
18	30 J.Kremer		ADAC Formel 4 powered by Aba	4	2:31.970	0.821	8.157	165,9	17:40:35
19	55 M.Niederhauser		ADAC Formel 4 powered by Aba	4	2:32.378	0.408	8.565	165,5	17:41:09

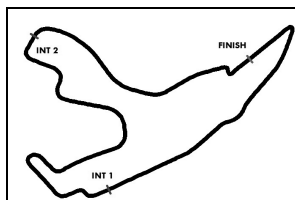
Qualifying Time: 2:38.194 Percent: 110%

Subject to final scrutineering!

Publications Time:

Clerk of the course:

Time Keeping:



ADAC Formel 4

Lap Analysis Qualifying G1



Provisional

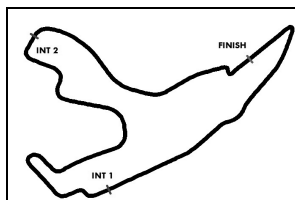
DMSB Reg. Nr.: C-S-AGTM-NAT-01



Spa Francorchamps, Length: 7004 m
Air temperature: 11.5°C
Track temperature: 12.6°C
Weather condition: Wet

Friday 19.6.2015 17:25

Lap	Time	SE1	SP1	SE2	SP2	SE3	SP3	Lap	Time	SE1	SP1	SE2	SP2	SE3	SP3
1 Kim Luis Schramm, DEU ,								theoretical besttime: 2:25.051							
1	3:10.666	1:12.279	135	1:15.492	154	42.895	146	4	2:27.118	43.573	225	1:03.047	163	40.498	148
2	2:33.482	45.312	220	1:04.951	162	43.219	147	5	2:30.501	45.156	222	1:05.417	162	39.928	148
3	2:25.534	43.735	227	1:03.368	163	38.431	147	6	2:50.873	43.723	224	1:10.043	146	57.107	
5 David Beckmann, DEU ,								theoretical besttime: 2:24.659							
1	2:43.378	54.357	209	1:09.750	161	39.271	148	4	2:26.010	43.469	223	1:03.016	162	39.525	145
2	2:27.306	43.927	226	1:04.844	161	38.535	151	5	2:39.776	48.406	202	1:09.214	161	42.156	148
3	2:25.064	43.409	223	1:03.421	164	38.234	151	6	2:50.598	46.043	210	1:11.434	157	53.121	
6 Mike David Ortmann, DEU ,								theoretical besttime: 2:26.046							
1	3:02.273	1:04.230	158	1:15.580	145	42.463	146	4	2:26.046	43.017	226	1:03.773	167	39.256	152
2	2:39.616	45.133	211	1:06.935	164	47.548	151	5	2:32.599	46.281	204	1:07.057	165	39.261	152
3	2:31.149	44.740	184	1:06.759	164	39.650	151	6	2:50.411	44.078	207	1:12.102	148	54.231	
7 Joel Eriksson, SWE ,								theoretical besttime: 2:22.811							
1	2:51.292	59.789	156	1:12.382	160	39.121	147	4	2:23.813	42.460	231	1:02.751	166	38.602	153
2	2:57.338	47.478	182	1:10.543	127	59.317	152	5	2:33.652	44.913	188	1:07.372	162	41.367	153
3	2:23.272	42.832	232	1:02.840	166	37.600	152	6	2:51.559	44.098	205	1:13.305	157	54.156	
9 Jonathan Cecotto, VEN ,								theoretical besttime: 2:24.969							
1	4:15.970	2:25.204	152	1:10.832	159	39.934	151	4	2:27.929	43.160	225	1:03.661	164	41.108	150
2	2:26.842	43.506	224	1:04.891	164	38.445	151	5	2:28.274	43.960	224	1:05.175	163	39.139	149
3	2:25.250	43.258	226	1:03.844	164	38.148	152	6	3:36.137	55.119	197	1:34.238	127	1:06.780	
13 Cedric Piro, DEU ,								theoretical besttime: 2:25.814							
1	2:44.255	53.737	204	1:10.739	160	39.779	148	4	2:26.115	43.354	225	1:04.291	164	38.470	148
2	2:27.397	43.626	228	1:05.336	163	38.435	149	5	2:38.663	47.258	201	1:09.459	160	41.946	147
3	2:25.936	43.468	227	1:04.025	162	38.443	150	6	3:00.377	46.404	187	1:14.749	144	59.224	
18 Giorgio Maggi, CHE ,								theoretical besttime: 2:24.933							
1	3:14.288	1:18.623	181	1:15.275	156	40.390	147	4	2:25.761	43.265	226	1:03.421	162	39.075	149
2	2:28.350	44.006	224	1:05.025	161	39.319	149	5	2:40.010	45.867	199	1:05.312	161	48.831	
3	2:25.199	43.232	228	1:03.687	162	38.280	148								
23 Alain Valente, CHE ,								theoretical besttime: 2:25.993							
1	3:05.192	1:08.150	160	1:13.853	156	43.189	148	4	2:26.523	43.593	224	1:03.806	163	39.124	148
2	2:29.960	44.912	220	1:05.535	162	39.513	148	5	2:47.377	48.507	186	1:08.200	162	50.670	
3	2:27.708	43.948	223	1:05.166	157	38.594	148								
24 Robin Brezina, DEU ,								theoretical besttime: 2:27.423							
1	2:44.923	50.768	211	1:10.968	150	43.187	150	4	2:27.518	43.647	220	1:04.394	162	39.477	147
2	2:30.080	43.748	225	1:05.872	161	40.460	150	5	2:29.727	44.570	220	1:05.005	162	40.152	149
3	2:34.300	49.582	209	1:05.336	162	39.382	149	6	2:51.507	44.102	206	1:10.668	156	56.737	
25 Mick Schumacher, DEU ,								theoretical besttime: 2:24.786							
1	2:54.194	1:02.420	157	1:12.332	157	39.442	145	4	2:29.046	43.061	227	1:03.431	164	42.554	147
2	2:31.714	45.741	181	1:07.387	162	38.586	150	5	2:43.000	45.437	208	1:07.079	162	50.484	
3	2:25.258	43.414	226	1:03.550	161	38.294	150								
27 Marvin Dienst, DEU ,								theoretical besttime: 2:23.611							
1	3:49.158	1:33.277	145	1:26.835	135	49.046	137	4	2:25.599	43.116	225	1:02.330	164	40.153	142
2	2:31.195	46.441	217	1:06.311	164	38.443	150	5	2:55.789	48.223	198	1:13.180	143	54.386	
3	2:24.290	43.272	226	1:02.853	165	38.165	150								



ADAC Formel 4

Lap Analysis Qualifying G1



Provisional

DMSB Reg. Nr.: C-S-AGTM-NAT-01



Spa Francorchamps, Length: 7004 m
Air temperature: 11.5°C
Track temperature: 12.6°C
Weather condition: Wet

Friday 19.6.2015 17:25

Lap	Time	SE1	SP1	SE2	SP2	SE3	SP3	Lap	Time	SE1	SP1	SE2	SP2	SE3	SP3
28 Janneau Esmeijer, NLD ,								theoretical besttime: 2:24.105							
1	3:00.737	1:10.541	201	1:10.141	159	40.055	149	4	2:24.468	43.049	227	1:02.673	164	38.746	150
2	2:27.301	43.828	225	1:04.629	162	38.844	151	5	2:43.024	44.863	223	1:07.498	162	50.663	
3	2:24.714	43.253	229	1:03.078	162	38.383	150								
30 Jason Kremer, DEU ,								theoretical besttime: 2:25.811							
1	3:02.509	1:12.147	183	1:10.868	158	39.494	150	4	2:31.970	43.513	222	1:03.728	163	44.729	122
2	2:34.182	45.206	222	1:06.879	163	42.097	151	5	2:57.814	52.030	181	1:10.980	155	54.804	
3	2:26.810	43.829	224	1:04.411	161	38.570	152								
32 Guan Yu Zhou, CHN ,								theoretical besttime: 2:23.593							
1	3:09.939	1:11.209	141	1:14.832	156	43.898	136	4	2:24.763	42.697	228	1:02.798	166	39.268	151
2	2:40.838	51.176	192	1:06.179	156	43.483	152	5	2:31.078	45.994	196	1:05.953	165	39.131	153
3	2:24.012	42.969	228	1:02.945	165	38.098	149	6	2:45.838	43.651	215	1:10.060	157	52.127	
33 Jan Jonck, DNK ,								theoretical besttime: 2:24.940							
1	2:42.730	51.043	204	1:11.665	156	40.022	148	4	2:27.954	42.998	225	1:03.702	163	41.254	148
2	2:29.746	44.469	219	1:06.826	160	38.451	151	5	2:37.157	47.320	187	1:07.681	163	42.156	147
3	2:25.498	43.424	226	1:03.834	162	38.240	151	6	2:53.620	46.342	170	1:10.714	158	56.564	
38 Luca Engstler, DEU ,								theoretical besttime: 2:27.205							
1	3:01.688	1:07.201	170	1:12.866	154	41.621	146	4	2:31.811	43.712	221	1:04.719	161	43.380	108
2	2:30.731	44.655	220	1:06.313	159	39.763	148	5	2:56.217	50.854	179	1:12.938	159	52.425	
3	2:30.986	45.458	220	1:06.754	162	38.774	149								
44 Glenn Rupp, DEU ,								theoretical besttime: 2:25.150							
1	2:55.341	1:01.380	160	1:14.201	156	39.760	146	4	2:28.388	42.997	229	1:03.857	165	41.534	148
2	2:31.486	45.960	217	1:06.845	158	38.681	149	5	2:43.904	45.057	221	1:07.593	162	51.254	
3	2:26.549	43.158	228	1:05.095	163	38.296	151								
55 Marylin Niederhauser, CHE ,								theoretical besttime: 2:31.818							
1	3:28.298	1:20.047	185	1:25.400	152	42.851	144	4	2:32.378	44.966	217	1:07.407	160	40.005	146
2	2:36.827	46.836	214	1:10.409	156	39.582	146	5	2:36.702	46.593	212	1:09.079	156	41.030	145
3	2:32.160	44.853	220	1:07.749	160	39.558	147	6	3:43.508	51.685	187	1:46.252	103	1:05.571	
77 Job Van Uitert, NLD ,								theoretical besttime: 2:24.955							
1	3:06.974	1:13.492	168	1:13.391	158	40.091	150	4	2:41.762	43.229	224	1:03.382	166	55.151	133
2	2:28.816	44.097	222	1:05.435	164	39.284	150	5	2:53.759	49.116	156	1:11.546	157	53.097	
3	2:26.212	43.126	228	1:04.639	164	38.447	150								