



# ADAC GT Masters

## Result List Qualifying 2

Provisional



Spa Francorchamps, Length: 7004 m

Air temperature: 13.6°C

Track temperature: 17.7°C

Weather condition: Dry

**DMSB** Reg. Nr.: C-S-AGTM-INT-012

Friday 19.6.2015 16:50

started : 20      classified : 20      not classified : 0

	Drivers	Team	Car	Lap	Best Time	Gap	Diff	Kph	Day Time
1	42 H.Proczyk/ <b>B.Schneider</b>	HP Racing	Mercedes-Benz SLS AMG GT3	3	<b>2:18.504</b>			182,0	17:05:51
2	19 C.Hürtgen/ <b>U.Alzen</b>	BMW Sports Trophy Team Schubert	BMW Z4 GT3	5	<b>2:18.696</b>	0.192	0.192	181,8	17:14:15
3	80 J.Klingmann/ <b>D.Baumann</b>	BMW Sports Trophy Team Schubert	BMW Z4 GT3	5	<b>2:19.123</b>	0.619	0.427	181,2	17:17:58
4	21 S.Asch/ <b>L.Ludwig</b>	Team Zakspeed	Mercedes-Benz SLS AMG GT3	4	<b>2:19.251</b>	0.747	0.128	181,1	17:09:17
5	36 M.Ragginger/ <b>K.Bachler</b>	Schütz Motorsport	Porsche 911 GT3 R	3	<b>2:19.392</b>	0.888	0.141	180,9	17:15:49
6	66 A.Wirth/ <b>D.Keilwitz</b>	Callaway Competition	Corvette Z06.R GT3	5	<b>2:19.448</b>	0.944	0.056	180,8	17:09:40
7	1 S.Wackerbauer/ <b>K.van der Linde</b>	C. Abt Racing	Audi R8 LMS ultra	3	<b>2:19.517</b>	1.013	0.069	180,7	17:05:16
8	100 D.Dobitsch/ <b>E.Sandström</b>	kfzteile24 MS RACING	Audi R8 LMS ultra	4	<b>2:19.567</b>	1.063	0.050	180,7	17:12:13
9	8 <b>C.Schmid</b> /F.Hamprecht	Bentley Team HTP	Bentley Continental GT3	4	<b>2:19.723</b>	1.219	0.156	180,5	17:09:42
10	69 P.Assenheimer/ <b>D.Alessi</b>	Callaway Competition	Corvette Z06.R GT3	3	<b>2:19.801</b>	1.297	0.078	180,4	17:04:44
11	24 F.Stoll/ <b>M.Basseng</b>	kfzteile24 MS RACING	Audi R8 LMS ultra	6	<b>2:19.894</b>	1.390	0.093	180,2	17:16:23
12	3 A.Weishaupt(*G*)/ <b>C.Jöns</b>	C. Abt Racing	Audi R8 LMS ultra	3	<b>2:19.900</b>	1.396	0.006	180,2	17:05:36
13	7 L.Stolz/ <b>J.Bleekemolen</b>	Bentley Team HTP	Bentley Continental GT3	8	<b>2:20.512</b>	2.008	0.612	179,4	17:16:17
14	13 R.Lips(*G*)/ <b>S.Barth</b>	RWT-Racing Team	Corvette Z06.R GT3	5	<b>2:20.695</b>	2.191	0.183	179,2	17:13:47
15	16 <b>P.Geipel</b> /R.Frey	YACO Racing	Audi R8 LMS ultra	5	<b>2:21.021</b>	2.517	0.326	178,8	17:10:15
16	99 R.Bourdeaux(*G*)/ <b>A.Renauer</b>	Herberth Motorsport	Porsche 911 GT3 R	4	<b>2:21.177</b>	2.673	0.156	178,6	17:10:51
17	22 <b>F.Scholze(*G*)</b> /D.Jöst(*G*)	MRS GT Racing	Nissan GT-R Nismo GT3	5	<b>2:21.888</b>	3.384	0.711	177,7	17:10:18
18	2 J.Pepper/ <b>N.Thiim</b>	C. Abt Racing	Audi R8 LMS ultra	4	<b>2:22.600</b>	4.096	0.712	176,8	17:14:32
19	12 <b>L.Marionek</b> /S.Sladecka(*G*)	Senkyr Motorsport	BMW Z4 GT3	6	<b>2:22.867</b>	4.363	0.267	176,5	17:12:24
20	23 M.Gassner(*G*)/ <b>F.Strauss</b>	MRS GT Racing	Nissan GT-R Nismo GT3	2	<b>2:28.618</b>	10.114	5.751	169,7	17:17:51

Following race director decision cancellation of the relevant lap time tracklimits T4 for car no. 21, 8, 36, 1

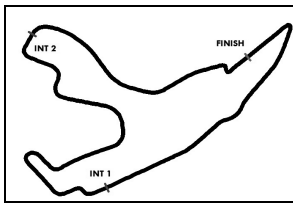
(\*G\*) marks the gentlemen driver

**Subject to final scrutineering!**

Publications Time:

Clerk of the course:

Time Keeping:



# ADAC GT Masters

## Lap Analysis Qualifying 2

Provisional



Spa Francorchamps, Length: 7004 m

Air temperature: 13.6°C

Track temperature: 17.9°C

Weather condition: Dry

**DMSB** Reg. Nr.: C-S-AGTM-INT-012

Friday 19.6.2015 16:50

Lap	Time	SE1	SP1	SE2	SP2	SE3	SP3	Lap	Time	SE1	SP1	SE2	SP2	SE3	SP3
<b>1</b>	Stefan Wackerbauer, DEU/ Kelvin van der Linde, ZAF							<b>theoretical besttime: 2:18.961</b>							
1	3:35.440	1:37.655	216	1:12.915	162	44.870	164	5	2:25.787	40.076	261	1:04.011	164	41.700	165
2	2:21.154	40.778	259	1:04.813	168	35.563	159	6	2:22.394	39.790	264	1:04.397	157	38.207	<b>165</b>
3	<b>2:19.517</b>	40.315	262	<b>1:03.711</b>	<b>169</b>	<b>35.491</b>	162		2:29.503	<b>39.759</b>	<b>265</b>	1:04.058	166	45.686	-
4	2:30.740	40.123	225	1:09.791	162	40.826	165								

<b>2</b>	Jordan Lee Pepper, ZAF/ Nicki Thiim, DNK							<b>theoretical besttime: 2:22.150</b>							
1	4:03.530	2:15.957	214	1:10.009	164	37.564	161	4	<b>2:22.600</b>	40.168	261	1:04.862	163	<b>37.570</b>	155
2	2:30.010	40.476	261	<b>1:04.486</b>	<b>168</b>	45.048		5	2:29.265	<b>40.094</b>	<b>262</b>	1:04.755	162	44.416	
3	8:36.206	6:51.634	256	1:06.780	165	37.792	<b>163</b>								

<b>3</b>	Andreas Weishaupt, DEU/ Christer Jöns, DEU							<b>theoretical besttime: 2:19.714</b>							
1	3:54.792	2:03.614	230	1:09.434	164	41.744	165	4	3:09.564	46.472	183	1:26.132	105	56.960	<b>165</b>
2	2:21.739	40.886	260	1:04.880	<b>168</b>	35.973	161	5	2:20.398	40.476	260	1:04.187	162	<b>35.735</b>	162
3	<b>2:19.900</b>	<b>40.093</b>	<b>262</b>	<b>1:03.886</b>	168	35.921	161	6	2:34.131	40.300	262	1:04.285	166	49.546	

<b>7</b>	Luca Stolz, DEU/ Jeroen Bleekemolen, NLD							<b>theoretical besttime: 2:20.400</b>							
1	2:42.372	54.987	234	1:10.157	163	37.228	164	6	2:20.867	40.108	264	1:04.806	166	35.953	162
2	2:22.370	40.451	263	1:05.343	<b>167</b>	36.576	162	7	2:20.871	<b>39.933</b>	264	1:04.604	161	36.334	160
3	2:21.457	40.438	264	1:04.636	165	36.383	162	8	<b>2:20.512</b>	40.045	264	<b>1:04.576</b>	166	<b>35.891</b>	162
4	2:20.698	40.056	<b>266</b>	1:04.667	166	35.975	162	9	2:48.462	41.280	253	1:12.701	151	54.481	
5	2:28.689	40.051	265	1:08.690	143	39.948	<b>164</b>								

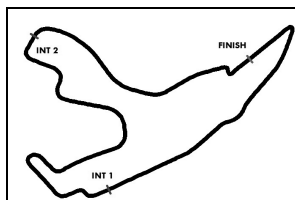
<b>8</b>	Clemens Schmid, AUT/ Fabian Hamprecht, DEU							<b>theoretical besttime: 2:19.723</b>							
1	3:18.966	1:21.651	199	1:13.335	159	43.980	162	4	<b>2:19.723</b>	<b>39.408</b>	268	<b>1:04.422</b>	167	<b>35.893</b>	163
2	2:22.837	40.713	264	1:05.877	<b>169</b>	36.247	165	5	2:39.361	40.379	262	1:15.058	113	43.924	163
3	2:20.925	39.927	267	1:04.820	169	36.178	164	6	2:21.522	39.996	267	1:05.102	168	36.424	163
	2:19.991	39:582	268	1:04:489	169	35:920	<b>166</b>	7	2:28.626	39.625	<b>268</b>	1:05.647	166	43.354	

<b>12</b>	Lennart Marioneck, DEU/ Samuel Sladecka, SVK							<b>theoretical besttime: 2:22.184</b>							
1	3:19.748	1:14.398	217	1:21.327	154	44.023	159	6	<b>2:22.867</b>	40.569	257	<b>1:05.636</b>	166	36.662	159
2	2:27.875	42.277	234	1:08.096	166	37.502	159	7	2:23.205	<b>40.415</b>	<b>260</b>	1:05.963	166	36.827	155
3	2:26.441	41.910	251	1:07.662	167	36.869	160	8	2:42.910	40.728	259	1:12.133	139	50.049	
4	2:24.217	41.130	255	1:06.403	166	36.684	<b>160</b>	9	4:00.425	2:09.051	206	1:13.804	161	37.570	160
5	2:23.149	40.644	257	1:06.140	<b>167</b>	36.365	158	10	2:23.219	40.891	257	1:06.195	167	<b>36.133</b>	160

<b>13</b>	Remo Lips, CHE/ Sven Barth, DEU							<b>theoretical besttime: 2:20.543</b>							
1	7:20.893	5:31.062	227	1:11.739	161	38.092	<b>165</b>	5	<b>2:20.695</b>	39.584	268	<b>1:05.321</b>	167	35.790	163
2	2:23.612	41.054	263	1:06.336	<b>168</b>	36.222	164	6	2:26.674	<b>39.483</b>	<b>269</b>	1:08.548	153	38.643	165
3	2:21.735	40.399	265	1:05.357	167	35.979	163	7	2:30.367	39.635	269	1:05.624	167	45.108	
4	2:20.896	39.777	268	1:05.380	167	<b>35.739</b>	164								

<b>16</b>	Philip Geipel, DEU/ Rahel Frey, CHE							<b>theoretical besttime: 2:20.843</b>							
1	3:42.254	1:45.556	202	1:14.127	163	42.571	163	6	2:36.118	<b>40.280</b>	<b>262</b>	1:17.307	156	38.531	164
2	2:24.440	41.646	259	1:06.107	167	36.687	165	7	2:30.347	40.394	262	1:05.246	168	44.707	
3	2:25.868	40.522	260	1:08.609	166	36.737	165	8	4:20.663	2:37.117	243	1:06.725	167	36.821	166
4	2:22.190	40.724	261	1:04.862	<b>169</b>	36.604	<b>166</b>	9	2:29.922	40.526	260	1:05.123	166	44.273	
5	<b>2:21.021</b>	40.458	261	<b>1:04.411</b>	168	<b>36.152</b>	166								

<b>19</b>	Claudia Hürtgen, DEU/ Uwe Alzen, DEU							<b>theoretical besttime: 2:18.696</b>							
1	7:53.554	5:56.452	219	1:15.813	157	41.289	161	4	2:18.990	39.381	263	1:04.023	166	35.586	162
2	2:24.528	41.133	256	1:06.709	168	36.686	<b>165</b>	5	<b>2:18.696</b>	<b>39.218</b>	263	<b>1:03.900</b>	166	<b>35.578</b>	163
3	2:19.478	39.774	258	1:04.068	<b>168</b>	35.636	163	6	2:35.526	39.314	<b>264</b>	1:09.412	153	46.800	



# ADAC GT Masters

## Lap Analysis Qualifying 2

Provisional



Spa Francorchamps, Length: 7004 m

Air temperature: 13.6°C

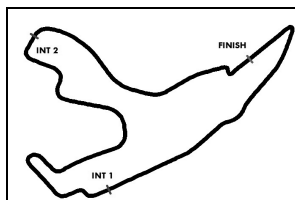
Track temperature: 17.9°C

Weather condition: Dry

**DMSB** Reg. Nr.: C-S-AGTM-INT-012

Friday 19.6.2015 16:50

Lap	Time	SE1	SP1	SE2	SP2	SE3	SP3	Lap	Time	SE1	SP1	SE2	SP2	SE3	SP3
<b>21</b>	Sebastian Asch, DEU/ Luca Ludwig, DEU							<b>theoretical besttime: 2:19.124</b>							
1	2:58.120	1:04.167	225	1:11.469	156	42.484	163	<b>4</b>	<b>2:19.251</b>	<b>39.801</b>	264	<b>1:03.793</b>	166	35.657	162
2	2:20.991	40.700	262	1:04.473	170	35.818	<b>164</b>	5	2:24.339	41.485	256	1:06.468	163	36.386	163
	<b>2:19.652</b>	<b>39.889</b>	<b>264</b>	<b>1:04.195</b>	<b>170</b>	<b>35.568</b>	<b>163</b>	6	2:28.306	39.961	265	1:04.731	158	43.614	
3	2:19.565	39.997	<b>265</b>	1:04.038	168	<b>35.530</b>	163								
<b>22</b>	Florian Scholze, DEU/ Dominic Jöst, DEU							<b>theoretical besttime: 2:21.790</b>							
1	3:25.170	1:31.122	223	1:12.202	156	41.846	166	<b>5</b>	<b>2:21.888</b>	40.145	266	<b>1:05.472</b>	170	36.271	166
2	2:22.873	40.517	258	1:06.162	169	<b>36.194</b>	165	6	2:22.478	40.326	264	1:05.676	<b>170</b>	36.476	165
3	2:45.658	<b>40.124</b>	<b>269</b>	1:28.307	168	37.227	<b>167</b>	7	2:35.426	40.947	221	1:08.252	161	46.227	
4	2:23.162	40.855	259	1:05.483	169	36.824	165								
<b>23</b>	Marc Gassner, DEU/ Florian Strauss, DEU							<b>theoretical besttime: 2:28.618</b>							
1	18:22.540	16:15.055	174	1:11.975	158	55.510	<b>146</b>	3	2:41.834	41.644	192	1:13.399	161	46.791	
2	<b>2:28.618</b>	<b>41.024</b>	<b>258</b>	<b>1:08.014</b>	<b>163</b>	<b>39.580</b>	134								
<b>24</b>	Florian Stoll, DEU/ Marc Basseng, DEU							<b>theoretical besttime: 2:19.894</b>							
1	7:30.048	5:26.535	153	1:20.413	153	43.100	160	5	2:20.516	40.216	262	1:04.505	166	35.795	162
2	2:30.902	43.068	232	1:07.847	149	39.987	<b>163</b>	<b>6</b>	<b>2:19.894</b>	<b>40.094</b>	<b>263</b>	<b>1:04.129</b>	166	<b>35.671</b>	162
3	2:20.945	40.732	259	1:04.531	165	35.682	162	7	2:44.996	40.113	262	1:09.272	153	55.611	
4	2:21.021	40.400	259	1:04.685	<b>167</b>	35.936	161								
<b>36</b>	Martin Ragginger, AUT/ Klaus Bachler, AUT							<b>theoretical besttime: 2:19.286</b>							
1	11:49.170	10:02.732	228	1:09.739	167	36.699	163	<b>3</b>	<b>2:19.392</b>	39.694	<b>266</b>	<b>1:04.125</b>	168	<b>35.573</b>	161
	<b>2:20.959</b>	<b>40.381</b>	<b>263</b>	<b>1:04.607</b>	<b>168</b>	<b>35.971</b>	<b>165</b>	4	2:20.543	39.612	266	1:04.450	150	36.481	163
2	2:19.691	<b>39.588</b>	266	1:04.456	<b>170</b>	35.647	164	5	2:27.484	39.598	264	1:04.400	167	43.486	
<b>42</b>	Hari Proczyk, AUT/ Bernd Schneider, DEU							<b>theoretical besttime: 2:18.450</b>							
1	4:12.370	2:21.975	227	1:13.375	158	37.020	164	4	2:18.665	<b>39.311</b>	267	1:04.077	167	<b>35.277</b>	163
2	2:20.688	39.862	264	1:05.250	166	35.576	<b>165</b>	5	2:44.259	42.429	207	1:15.133	145	46.697	
3	<b>2:18.504</b>	39.328	<b>270</b>	<b>1:03.862</b>	<b>169</b>	35.314	163								
<b>66</b>	Andreas Wirth, DEU/ Daniel Keilwitz, DEU							<b>theoretical besttime: 2:19.079</b>							
1	3:09.779	1:09.272	210	1:14.862	137	45.645	165	6	2:31.663	39.089	267	1:05.698	161	46.876	
2	2:29.237	40.538	255	1:10.695	122	38.004	166	7	5:23.406	3:39.609	235	1:07.546	167	36.251	<b>167</b>
3	2:19.884	39.702	265	1:04.808	<b>169</b>	<b>35.374</b>	167	8	2:20.044	39.111	270	1:05.461	168	35.472	167
4	2:22.539	39.528	261	1:06.387	168	36.624	167	9	2:19.507	<b>38.922</b>	<b>271</b>	1:05.164	165	35.421	167
5	<b>2:19.448</b>	39.135	270	<b>1:04.783</b>	168	35.530	166								
<b>69</b>	Patrick Assenheimer, DEU/ Diego Alessi, ITA							<b>theoretical besttime: 2:19.777</b>							
1	3:03.753	1:12.736	240	1:12.197	154	38.820	165	4	2:44.099	45.850	177	1:15.577	160	42.672	<b>167</b>
2	2:21.276	39.939	269	1:05.775	<b>168</b>	<b>35.562</b>	166	5	2:37.334	39.328	272	1:10.331	117	47.675	166
3	<b>2:19.801</b>	<b>39.071</b>	<b>272</b>	<b>1:05.144</b>	166	35.586	165	6	2:47.062	39.099	272	1:13.967	141	53.996	
<b>80</b>	Jens Klingmann, DEU/ Dominik Baumann, AUT							<b>theoretical besttime: 2:19.027</b>							
1	11:35.083	9:38.786	190	1:12.894	156	43.403	160	<b>5</b>	<b>2:19.123</b>	<b>39.419</b>	265	<b>1:03.820</b>	169	35.884	163
2	2:24.580	41.961	250	1:06.487	163	36.132	164	6	2:19.228	39.435	<b>266</b>	1:03.951	167	35.842	164
3	2:19.871	39.881	261	1:04.135	168	35.855	<b>164</b>	7	2:33.971	39.479	266	1:04.957	155	49.535	
4	2:19.438	39.518	265	1:04.132	<b>169</b>	<b>35.788</b>	164								
<b>99</b>	Rene Bourdeaux, DEU/ Alfred Renauer, DEU							<b>theoretical besttime: 2:21.177</b>							
1	6:46.957	4:57.369	213	1:12.114	158	37.474	<b>165</b>	<b>4</b>	<b>2:21.177</b>	<b>39.905</b>	262	<b>1:05.184</b>	165	<b>36.088</b>	162
2	2:22.142	40.389	262	1:05.404	167	36.349	163	5	2:21.478	39.987	<b>264</b>	1:05.192	<b>168</b>	36.299	162
3	2:21.659	40.127	263	1:05.306	167	36.226	162	6	2:38.444	40.222	263	1:10.876	156	47.346	



# ADAC GT Masters

## Lap Analysis Qualifying 2

Provisional



Spa Francorchamps, Length: 7004 m

Air temperature: 13.6°C

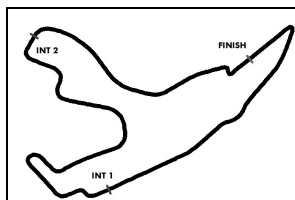
Track temperature: 17.9°C

Weather condition: Dry

**DMSB** Reg. Nr.: C-S-AGTM-INT-012

Friday 19.6.2015 16:50

Lap	Time	SE1	SP1	SE2	SP2	SE3	SP3	Lap	Time	SE1	SP1	SE2	SP2	SE3	SP3
<b>100</b>	Daniel Dobitsch, AUT/ Edward Sandström, SWE							<b>theoretical besttime: 2:19.552</b>							
1	7:58.195	6:05.676	175	1:12.895	157	39.624	162	5	2:24.924	39.675	255	1:08.098	163	37.151	<b>165</b>
2	2:35.148	40.216	260	1:13.835	157	41.097	165	6	2:20.024	39.636	<b>263</b>	1:04.483	166	35.905	163
3	2:20.263	39.912	262	1:04.719	<b>168</b>	<b>35.632</b>	163	7	2:30.381	39.986	262	1:05.708	161	44.687	
4	<b>2:19.567</b>	<b>39.617</b>	263	<b>1:04.303</b>	168	35.647	163								



# ADAC GT Masters

## Start Grid Race 2

Provisional



Spa Francorchamps, Length: 7004 m

Air temperature: 12.4°C

Track temperature: 13.3°C

Weather condition: Dry

**DMSB** Reg. Nr.: C-S-AGTM-INT-012

Sunday 21.6.2015 12:00

<b>19 BMW Sports Trophy Team Schube</b> 2:18.696 Claudia Hürtgen/ Uwe Alzen*
<b>21 Team Zakspeed</b> 2:19.251 Sebastian Asch/ Luca Ludwig*
<b>66 Callaway Competition</b> 2:19.448 Andreas Wirth/ Daniel Keilwitz*
<b>100 kfzteile24 MS RACING</b> 2:19.567 Daniel Dobitsch/ Edward Sandström*
<b>69 Callaway Competition</b> 2:19.801 Patrick Assenheimer/ Diego Alessi*
<b>3 C. Abt Racing</b> 2:19.900 Andreas Weishaupt/ Christer Jöns*
<b>13 RWT-Racing Team</b> 2:20.695 Remo Lips/ Sven Barth*
<b>99 Herberth Motorsport</b> 2:21.177 Rene Bourdeaux/ Alfred Renauer*
<b>2 C. Abt Racing</b> 2:22.600 Jordan Lee Pepper/ Nicki Thiim*
<b>23 MRS GT Racing</b> 2:28.618 Marc Gassner/ Florian Strauss*

1  
2  
3  
4  
5  
6  
7  
8  
9  
10

### POLE POSITION

<b>42 HP Racing</b> 2:18.504 Hari Proczyk/ Bernd Schneider*
<b>80 BMW Sports Trophy Team Schube</b> 2:19.123 Jens Klingmann/ Dominik Baumann*
<b>36 Schütz Motorsport</b> 2:19.392 Martin Ragginger/ Klaus Bachler*
<b>1 C. Abt Racing</b> 2:19.517 Stefan Wackerbauer/ Kelvin van der Linde*
<b>8 Bentley Team HTP</b> 2:19.723 Clemens Schmid/ Fabian Hamprecht*
<b>24 kfzteile24 MS RACING</b> 2:19.894 Florian Stoll/ Marc Basseng*
<b>7 Bentley Team HTP</b> 2:20.512 Luca Stolz/ Jeroen Bleekemolen*
<b>16 YACO Racing</b> 2:21.021 Philip Geipel/ Rahel Frey*
<b>22 MRS GT Racing</b> 2:21.888 Florian Scholze/ Dominic Jöst*
<b>12 Senkyr Motorsport</b> 2:22.867 Lennart Marioneck/ Samuel Sladecka*

withdraw car no. 25

\* Marks the starting driver

Publications Time:

Clerk of the course:

Time Keeping: