



ADAC GT Masters

Result List Qualifying 1

Provisional



Spa Francorchamps, Length: 7004 m

Air temperature: 12.3°C

Track temperature: 13.7°C

Weather condition: Dry

DMSB Reg. Nr.: C-S-AGTM-INT-012

Friday 19.6.2015 16:15

started : 21 classified : 21 not classified : 0

	Drivers	Team	Car	Lap	Best Time	Gap	Diff	Kph	Day Time
1	21 S.Asch/L.Ludwig	Team Zakspeed	Mercedes-Benz SLS AMG GT3	4	2:19.093			181,3	16:24:57
2	80 J.Klingmann/D.Baumann	BMW Sports Trophy Team Schubert	BMW Z4 GT3	5	2:19.252	0.159	0.159	181,1	16:40:34
3	36 M.Ragginger/K.Bachler	Schütz Motorsport	Porsche 911 GT3 R	3	2:19.530	0.437	0.278	180,7	16:27:22
4	1 S.Wackerbauer/K.van der Linde	C. Abt Racing	Audi R8 LMS ultra	4	2:19.731	0.638	0.201	180,4	16:25:14
5	25 D.Russell/S.Owen	Reiter Engineering	Lamborghini Gallardo R-EX	4	2:19.737	0.644	0.006	180,4	16:25:45
6	7 L.Stolz/J.Bleekemolen	Bentley Team HTP	Bentley Continental GT3	3	2:19.882	0.789	0.145	180,3	16:26:09
7	19 C.Hürtgen/U.Alzen	BMW Sports Trophy Team Schubert	BMW Z4 GT3	3	2:20.005	0.912	0.123	180,1	16:27:32
8	24 F.Stoll/M.Basseng	kfzteile24 MS RACING	Audi R8 LMS ultra	9	2:20.206	1.113	0.201	179,8	16:45:27
9	100 D.Dobitsch/E.Sandström	kfzteile24 MS RACING	Audi R8 LMS ultra	5	2:20.285	1.192	0.079	179,7	16:27:50
10	8 C.Schmid/F.Hamprecht	Bentley Team HTP	Bentley Continental GT3	4	2:20.571	1.478	0.286	179,4	16:26:15
11	16 P.Geipel/R.Frey	YACO Racing	Audi R8 LMS ultra	4	2:20.802	1.709	0.231	179,1	16:26:32
12	69 P.Assenheimer/D.Alessi	Callaway Competition	Corvette Z06.R GT3	8	2:21.056	1.963	0.254	178,8	16:40:09
13	42 H.Proczyk/B.Schneider	HP Racing	Mercedes-Benz SLS AMG GT3	5	2:21.309	2.216	0.253	178,4	16:27:56
14	2 J.Pepper/N.Thiim	C. Abt Racing	Audi R8 LMS ultra	8	2:21.682	2.589	0.373	178,0	16:44:56
15	22 F.Scholze(*G*)/D.Jöst(*G*)	MRS GT Racing	Nissan GT-R Nismo GT3	4	2:21.684	2.591	0.002	178,0	16:25:50
16	66 A.Wirth/D.Keilwitz	Callaway Competition	Corvette Z06.R GT3	7	2:21.691	2.598	0.007	178,0	16:40:54
17	12 L.Marionek/S.Sladecka(*G*)	Senkyr Motorsport	BMW Z4 GT3	5	2:22.212	3.119	0.521	177,3	16:48:15
18	13 R.Lips(*G*)/S.Barth	RWT-Racing Team	Corvette Z06.R GT3	8	2:23.437	4.344	1.225	175,8	16:42:26
19	3 A.Weishaupt(*G*)/C.Jöns	C. Abt Racing	Audi R8 LMS ultra	7	2:24.519	5.426	1.082	174,5	16:43:22
20	99 R.Bourdeaux(*G*)/A.Renauer	Herberth Motorsport	Porsche 911 GT3 R	9	2:25.435	6.342	0.916	173,4	16:47:36
21	23 M.Gassner(*G*)/F.Strauss	MRS GT Racing	Nissan GT-R Nismo GT3	4	2:25.900	6.807	0.465	172,8	16:26:01

Following race director decision cancellation of the relevant lap time tracklimits T4 for car no. 22, 42

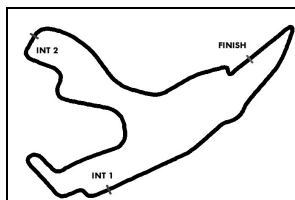
(*G*) marks the gentlemen driver

Subject to final scrutineering!

Publications Time:

Clerk of the course:

Time Keeping:



ADAC GT Masters

Lap Analysis Qualifying 1

Provisional



Spa Francorchamps, Length: 7004 m

Air temperature: 12.3°C

Track temperature: 13.7°C

Weather condition: Dry

DMSB Reg. Nr.: C-S-AGTM-INT-012

Friday 19.6.2015 16:15

Lap	Time	SE1	SP1	SE2	SP2	SE3	SP3	Lap	Time	SE1	SP1	SE2	SP2	SE3	SP3
1	Stefan Wackerbauer, DEU/ Kelvin van der Linde, ZAF							theoretical besttime: 2:19.731							
1	3:08.307	1:02.901	176	1:20.084	112	45.322	158	5	2:39.724	40.261	265	1:15.841	165	43.622	
2	2:25.656	41.505	259	1:06.756	163	37.395	161	6	16:52.541	15:09.285	236	1:06.773	165	36.483	161
3	2:21.063	40.430	262	1:04.925	167	35.708	162	7	2:20.383	40.179	261	1:04.520	167	35.684	162
4	2:19.731	39.966	266	1:04.135	167	35.630	162	8	2:29.012	39.955	263	1:04.172	167	44.885	

2	Jordan Lee Pepper, ZAF/ Nicki Thiim, DNK							theoretical besttime: 2:21.286							
1	6:52.215	4:52.475	207	1:18.919	128	40.821	160	6	2:21.971	40.713	261	1:04.716	164	36.542	162
2	2:23.979	41.460	257	1:06.163	160	36.356	159	7	2:30.069	40.513	263	1:07.433	156	42.123	161
3	2:22.188	40.765	261	1:05.119	159	36.304	160	8	2:21.682	40.544	261	1:05.081	163	36.057	160
4	2:40.243	40.605	261	1:06.979	126	52.659		9	2:32.364	40.939	259	1:04.958	162	46.467	
5	8:23.727	6:37.932	248	1:08.338	159	37.457	161								

3	Andreas Weishaupt, DEU/ Christer Jöns, DEU							theoretical besttime: 2:24.289							
1	3:48.818	1:52.780	208	1:15.575	147	40.463	160	5	12:17.454	10:28.420	199	1:09.201	151	39.833	164
2	2:27.679	42.150	253	1:08.125	159	37.404	160	6	2:24.598	41.063	260	1:06.215	163	37.320	161
3	2:25.995	41.557	259	1:06.695	164	37.743	160	7	2:24.519	40.912	260	1:06.445	163	37.162	162
4	2:33.531	41.399	259	1:06.832	160	45.300		8	2:46.674	46.276	160	1:10.461	150	49.937	

7	Luca Stolz, DEU/ Jeroen Bleekemolen, NLD							theoretical besttime: 2:19.464							
1	6:28.271	4:23.877	162	1:22.176	159	42.218	163	5	8:49.542	7:02.613	227	1:09.549	159	37.380	163
2	2:20.974	40.458	266	1:04.772	167	35.744	163	6	2:20.595	39.923	266	1:04.490	170	36.182	163
3	2:19.882	39.873	268	1:04.221	168	35.788	162	7	2:20.116	39.577	266	1:04.518	168	36.021	164
4	2:39.545	39.499	268	1:04.859	152	55.187		8	2:45.639	42.006	207	1:13.162	150	50.471	

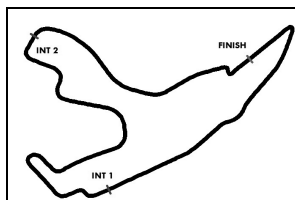
8	Clemens Schmid, AUT/ Fabian Hamprecht, DEU							theoretical besttime: 2:20.248							
1	4:11.006	2:17.674	199	1:15.187	158	38.145	161	5	2:35.914	39.866	268	1:04.527	168	51.521	
2	2:22.555	40.825	264	1:05.281	168	36.449	162	6	10:48.901	9:02.096	208	1:09.501	159	37.304	165
3	2:20.829	40.195	266	1:04.749	167	35.885	164	7	2:21.283	40.252	265	1:04.868	168	36.163	162
4	2:20.571	40.048	268	1:04.668	164	35.855	163	8	2:29.376	40.106	265	1:04.883	169	44.387	

12	Lennart Marioneck, DEU/ Samuel Sladecka, SVK							theoretical besttime: 2:22.212							
1	23:29.724	21:32.646	214	1:15.882	141	41.196	161	4	2:25.825	42.015	253	1:06.347	162	37.463	164
2	2:33.789	42.006	253	1:13.204	161	38.579	162	5	2:22.212	40.272	259	1:05.518	165	36.422	161
3	2:23.525	40.633	258	1:05.919	165	36.973	161	6	2:39.094	44.699	218	1:08.800	157	45.595	

13	Remo Lips, CHE/ Sven Barth, DEU							theoretical besttime: 2:23.004							
1	4:36.924	2:39.315	206	1:17.575	151	40.034	158	6	7:57.246	6:10.630	247	1:08.625	159	37.991	165
2	2:29.333	42.663	259	1:08.964	158	37.706	165	7	2:23.452	40.299	267	1:06.420	167	36.733	163
3	2:25.359	40.926	263	1:07.165	160	37.268	160	8	2:23.437	40.592	265	1:06.153	164	36.692	162
4	2:24.744	40.827	265	1:06.858	160	37.059	163	9	2:33.017	40.160	267	1:06.152	160	46.705	
5	2:46.179	40.583	264	1:14.794	125	50.802									

16	Philip Geipel, DEU/ Rahel Frey, CHE							theoretical besttime: 2:20.614							
1	4:27.852	2:15.223	135	1:30.757	147	41.872	164	6	9:31.374	7:44.995	198	1:07.518	165	38.861	165
2	2:22.741	41.168	258	1:05.086	169	36.487	163	7	2:20.842	40.174	262	1:04.604	167	36.064	165
3	2:21.016	40.349	261	1:04.391	168	36.276	163	8	2:21.101	40.164	262	1:04.578	168	36.359	163
4	2:20.802	40.271	261	1:04.386	168	36.145	164	9	2:21.716	40.291	261	1:04.905	167	36.520	165
5	2:41.726	40.376	263	1:07.350	135	54.000		10	2:32.417	40.340	262	1:04.816	165	47.261	

19	Claudia Hürtgen, DEU/ Uwe Alzen, DEU							theoretical besttime: 2:19.925							
1	7:50.392	6:00.743	202	1:12.136	159	37.513	161	5	9:04.071	7:19.209	252	1:06.768	160	38.094	164
2	2:21.892	40.589	259	1:05.321	168	35.982	163	6	2:20.131	39.853	262	1:04.333	167	35.945	162
3	2:20.005	39.933	261	1:04.295	165	35.777	161	7	2:33.169	40.027	260	1:05.688	154	47.454	
4	2:53.332	41.068	206	1:19.307	85	52.957									



ADAC GT Masters

Lap Analysis Qualifying 1

Provisional



Spa Francorchamps, Length: 7004 m

Air temperature: 12.3°C

Track temperature: 13.7°C

Weather condition: Dry

DMSB Reg. Nr.: C-S-AGTM-INT-012

Friday 19.6.2015 16:15

Lap	Time	SE1	SP1	SE2	SP2	SE3	SP3	Lap	Time	SE1	SP1	SE2	SP2	SE3	SP3
21	Sebastian Asch, DEU/ Luca Ludwig, DEU							theoretical besttime: 2:18.868							
1	2:56.277	1:04.740	202	1:13.992	165	37.545	164	4	2:19.093	39.561	265	1:03.885	169	35.647	162
2	2:22.345	40.890	262	1:05.458	170	35.997	160	5	2:27.445	39.626	266	1:04.124	168	43.695	
3	2:19.459	40.023	265	1:04.014	170	35.422	162								

22	Florian Scholze, DEU/ Dominic Jöst, DEU							theoretical besttime: 2:21.206							
1	3:40.766	1:36.044	155	1:23.458	156	41.264	158	7	3:29.089	1:42.646	262	1:09.290	164	37.153	166
2	2:26.077	41.796	257	1:07.878	165	36.403	163		2:22.648	39.760	267	1:05.860	167	37.028	165
3	2:22.059	40.426	269	1:05.544	164	36.089	165	8	2:22.807	40.125	269	1:06.172	167	36.510	166
4	2:21.684	40.238	270	1:05.432	166	36.014	164	9	2:22.677	39.948	268	1:06.095	166	36.634	165
5	2:38.996	40.066	269	1:06.512	128	52.418		10	2:23.097	40.278	269	1:06.300	165	36.519	165
6	5:58.144	3:21.491	155	1:30.879	73	1:05.774		11	2:50.887	43.885	231	1:12.438	150	54.564	

23	Marc Gassner, DEU/ Florian Strauss, DEU							theoretical besttime: 2:25.819							
1	3:37.696	1:38.161	206	1:18.438	142	41.097	154	6	9:25.063	7:37.482	239	1:09.274	159	38.307	154
2	2:30.740	43.385	245	1:08.462	160	38.893	156	7	2:27.698	42.260	245	1:07.041	158	38.397	153
3	2:26.848	42.008	249	1:07.176	162	37.664	155	8	2:30.927	44.945	244	1:07.759	157	38.223	153
4	2:25.900	42.031	247	1:06.466	161	37.403	155	9	2:37.954	42.620	245	1:10.107	156	45.227	
5	2:38.286	41.950	247	1:07.350	142	48.986									

24	Florian Stoll, DEU/ Marc Basseng, DEU							theoretical besttime: 2:20.203							
1	5:28.488	3:37.554	201	1:12.918	155	38.016	160	6	7:44.192	6:02.361	251	1:05.868	164	35.963	163
2	2:24.065	41.839	255	1:05.922	166	36.304	163	7	2:20.842	39.958	264	1:04.892	167	35.992	161
3	2:21.249	40.689	261	1:04.602	167	35.958	163	8	2:20.222	39.881	261	1:04.569	167	35.772	162
4	2:20.874	40.254	262	1:04.626	165	35.994	162	9	2:20.206	39.871	264	1:04.560	167	35.775	161
5	3:07.495	41.864	165	1:22.789	100	1:02.842		10	2:49.236	44.137	198	1:13.050	147	52.049	

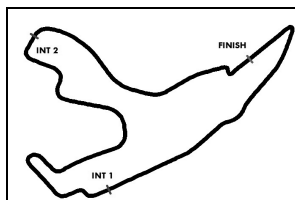
25	David Russell, AUS/ Steve Owen, AUS							theoretical besttime: 2:19.578							
1	3:32.410	1:18.858	176	1:22.430	123	51.122	162	4	2:19.737	39.541	268	1:04.560	170	35.636	166
2	2:31.085	41.161	214	1:08.972	169	40.952	164								
3	2:21.599	39.618	264	1:05.909	171	36.072	165								

36	Martin Ragginger, AUT/ Klaus Bachler, AUT							theoretical besttime: 2:19.445							
1	7:43.019	5:54.275	247	1:12.188	167	36.556	163	3	2:19.530	39.583	266	1:04.287	169	35.660	162
2	2:20.079	40.179	264	1:04.220	169	35.680	165	4	2:53.157	39.565	267	1:21.074	108	52.518	

42	Hari Proczyk, AUT/ Bernd Schneider, DEU							theoretical besttime: 2:21.206							
1	3:21.403	1:17.284	168	1:21.085	148	43.034	162	7	6:55.449	5:08.451	258	1:08.247	155	38.751	164
2	2:28.223	42.982	257	1:08.024	164	37.217	163	8	2:22.632	40.373	265	1:05.790	167	36.469	163
3	2:22.861	40.728	264	1:05.860	164	36.273	161	9	2:22.102	40.220	265	1:05.612	165	36.270	163
4	2:22.727	40.278	268	1:05.889	162	36.560	161		2:32.282	39.987	266	1:06.106	163	46.189	164
5	2:21.309	40.090	267	1:05.189	162	36.030	162	10	2:22.912	40.243	265	1:05.646	163	37.023	162
6	2:53.751	46.404	205	1:16.555	91	50.792		11	2:36.371	41.849	229	1:08.960	157	45.562	

66	Andreas Wirth, DEU/ Daniel Keilwitz, DEU							theoretical besttime: 2:21.657							
1	3:10.762	1:15.289	220	1:14.666	156	40.807	162	6	10:40.276	8:55.658	258	1:06.589	165	38.029	167
2	2:25.466	41.517	262	1:07.124	163	36.825	166	7	2:21.691	39.826	269	1:05.389		36.476	165
3	2:25.391	40.312	267	1:08.075	161	37.004	166	8	2:25.894	39.849	268	1:09.127	166	36.918	166
4	2:21.956	39.792	266	1:05.605	163	36.559	164	9	2:31.111	40.205	266	1:06.031	160	44.875	
5	2:28.981	39.962	269	1:05.687	167	43.332									

69	Patrick Assenheimer, DEU/ Diego Alessi, ITA							theoretical besttime: 2:20.868							
1	3:13.716	1:16.021	209	1:16.293	154	41.402	164	6	2:54.233	45.697	196	1:16.852	86	51.684	
2	2:24.106	40.369	269	1:07.267	168	36.470	163	7	7:05.320	5:18.854	250	1:09.717	151	36.749	163
3	2:21.848	39.632	272	1:06.222	168	35.994	161	8	2:21.056	39.546	273	1:05.686	170	35.824	163
4	2:21.356	39.589	272	1:05.601	166	36.166	164	9	2:21.433	39.511	273	1:05.760	168	36.162	163



ADAC GT Masters

Lap Analysis Qualifying 1

Provisional



Spa Francorchamps, Length: 7004 m

Air temperature: 12.3°C

Track temperature: 13.7°C

Weather condition: Dry

DMSB Reg. Nr.: C-S-AGTM-INT-012

Friday 19.6.2015 16:15

Lap	Time	SE1	SP1	SE2	SP2	SE3	SP3	Lap	Time	SE1	SP1	SE2	SP2	SE3	SP3
5	2:27.967	39.443	271	1:07.472	160	41.052	163	10	2:35.419	40.589	256	1:07.221	167	47.609	

80 Jens Klingmann, DEU/ Dominik Baumann, AUT

theoretical besttime: 2:19.159

1	9:47.424	7:57.879	220	1:12.179	159	37.366	160	5	2:19.252	39.848	264	1:03.758	166	35.646	162
2	2:22.138	41.208	252	1:04.986	165	35.944	162	6	2:19.602	39.755	263	1:03.980	166	35.867	161
3	2:34.333	40.283	260	1:09.453	146	44.597		7	2:29.205	39.897	263	1:12.587	160	36.721	162
4	8:30.910	6:48.003	257	1:06.587	165	36.320	164	8	2:32.323	39.757	262	1:04.392	163	48.174	

99 Rene Bourdeaux, DEU/ Alfred Renauer, DEU

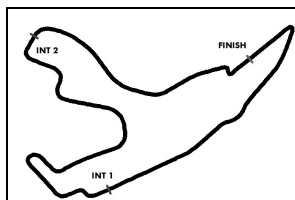
theoretical besttime: 2:25.246

1	6:19.015	4:16.476	145	1:20.522	146	42.017	159	6	2:25.473	41.132	259	1:06.920	164	37.421	159
2	2:32.880	42.054	256	1:09.103	151	41.723	162	7	2:27.003	41.339	252	1:08.333	161	37.331	162
3	2:27.276	41.259	261	1:08.573	162	37.444	161	8	2:25.692	41.368	259	1:07.130	162	37.194	162
4	2:53.185	41.207	260	1:08.233	132	1:03.745		9	2:25.435	41.149	259	1:07.075	163	37.211	162
5	8:40.188	6:51.488	253	1:09.333	163	39.367	161	10	2:47.263	44.929	217	1:12.738	149	49.596	

100 Daniel Dobitsch, AUT/ Edward Sandström, SWE

theoretical besttime: 2:20.208

1	3:19.917	1:16.453	181	1:20.374	137	43.090	159	6	2:55.301	46.539	199	1:15.745	84	53.017	
2	2:25.245	41.992	255	1:07.159	166	36.094	161	7	9:42.865	7:50.196	222	1:13.417	163	39.252	163
3	2:21.100	40.597	259	1:04.851	163	35.652	160	8	2:22.228	40.248	260	1:04.829	165	37.151	165
4	2:23.904	40.454	260	1:04.859	166	38.591	165	9	2:30.406	40.073	261	1:05.928	159	44.405	
5	2:20.285	40.150	261	1:04.609	168	35.526	160								



ADAC GT Masters

Start Grid Race 1

Provisional



Spa Francorchamps, Length: 7004 m

Air temperature: 8.9°C

Track temperature: 9.8°C

Weather condition: Dry

DMSB Reg. Nr.: C-S-AGTM-INT-012

Saturday 20.6.2015 12:00

80 BMW Sports Trophy Team Schube 2:19.252 Jens Klingmann*/ Dominik Baumann
1 C. Abt Racing 2:19.731 Stefan Wackerbauer*/ Kelvin van der Linde
19 BMW Sports Trophy Team Schube 2:20.005 Claudia Hürtgen*/ Uwe Alzen
100 kfzteile24 MS RACING 2:20.285 Daniel Dobitsch*/ Edward Sandström
16 YACO Racing 2:20.802 Philip Geipel*/ Rahel Frey
42 HP Racing 2:21.309 Hari Proczyk*/ Bernd Schneider
22 MRS GT Racing 2:21.684 Florian Scholze*/ Dominic Jöst
12 Senkyr Motorsport 2:22.212 Lennart Marioneck*/ Samuel Sladecka
3 C. Abt Racing 2:24.519 Andreas Weishaupt*/ Christer Jöns
23 MRS GT Racing 2:25.900 Marc Gassner*/ Florian Strauss

1
2
3
4
5
6
7
8
9
10

POLE POSITION

21 Team Zakspeed 2:19.093 Sebastian Asch*/ Luca Ludwig
36 Schütz Motorsport 2:19.530 Martin Ragginger*/ Klaus Bachler
7 Bentley Team HTP 2:19.882 Luca Stolz*/ Jeroen Bleekemolen
24 kfzteile24 MS RACING 2:20.206 Florian Stoll*/ Marc Basseng
8 Bentley Team HTP 2:20.571 Clemens Schmid*/ Fabian Hamprecht
69 Callaway Competition 2:21.056 Patrick Assenheimer*/ Diego Alessi
2 C. Abt Racing 2:21.682 Jordan Lee Pepper*/ Nicki Thiim
66 Callaway Competition 2:21.691 Andreas Wirth*/ Daniel Keilwitz
13 RWT-Racing Team 2:23.437 Remo Lips*/ Sven Barth
99 Herberth Motorsport 2:25.435 Rene Bourdeaux*/ Alfred Renauer

withdraw car no. 25

* Marks the starting driver

Publications Time:

Clerk of the course:

Time Keeping: