



ADAC GT Masters

Results Warm up

Provisional



Red Bull Ring, Length: 4326 m

Air temperature: 23.6°C

Track temperature: 34.4°C

Weather condition: Dry



Reg. Nr.: CR 11/2015

Sunday 7.6.2015 08:40

started : 21 classified : 21 not classified : 0

	Drivers	Team	Car	Lap	Best Time	Gap	Diff	Kph	Day Time
1	63 A.Zaugg/M.Bortolotti	GRT Grasser Racing Team	Lamborghini Huracan	9	1:30.473			172,1	8:55:28
2	25 D.Russell/T.Enge	Reiter Engineering	Lamborghini Gallardo R-EX	7	1:31.176	0.703	0.703	170,8	8:55:36
3	8 C.Schmid/F.Hamprecht	Bentley Team HTP	Bentley Continental GT3	8	1:31.269	0.796	0.093	170,6	8:55:41
4	22 D.Jöst(*G*)/F.Scholze(*G*)	MRS GT Racing	Nissan GT-R Nismo GT3	7	1:31.462	0.989	0.193	170,3	8:53:46
5	2 J.Pepper/N.Thiim	C. Abt Racing	Audi R8 LMS ultra	7	1:31.570	1.097	0.108	170,1	8:54:56
6	80 J.Klingmann/D.Baumann	BMW Sports Trophy Team Schubert	BMW Z4 GT3	7	1:31.597	1.124	0.027	170,0	8:53:53
7	7 L.Stolz/J.Bleekemolen	Bentley Team HTP	Bentley Continental GT3	8	1:31.619	1.146	0.022	170,0	8:54:11
8	66 A.Wirth/D.Keilwitz	Callaway Competition	Corvette Z06.R GT3	6	1:31.645	1.172	0.026	169,9	8:52:46
9	23 M.Gassner(*G*)/F.Strauss	MRS GT Racing	Nissan GT-R Nismo GT3	4	1:31.679	1.206	0.034	169,9	8:46:41
10	16 R.Frey/P.Geipel	YACO Racing	Audi R8 LMS ultra	9	1:31.802	1.329	0.123	169,6	8:56:02
11	69 P.Assenheimer/D.Alessi	Callaway Competition	Corvette Z06.R GT3	8	1:31.901	1.428	0.099	169,5	8:55:20
12	1 S.Wackerbauer/K.van der Linde	C. Abt Racing	Audi R8 LMS ultra	9	1:31.918	1.445	0.017	169,4	8:55:45
13	21 S.Asch/L.Ludwig	Team Zakspeed	Mercedes-Benz SLS AMG GT3	9	1:31.940	1.467	0.022	169,4	8:55:05
14	13 R.Lips(*G*)/S.Barth	RWT-Racing Team	Corvette Z06.R GT3	9	1:32.031	1.558	0.091	169,2	8:56:12
15	42 H.Proczyk/A.Simonsen	HP Racing	Mercedes-Benz SLS AMG GT3	9	1:32.165	1.692	0.134	169,0	8:55:33
16	24 F.Stoll/M.Basseng	kfzteile24 MS Racing	Audi R8 LMS ultra	6	1:32.324	1.851	0.159	168,7	8:55:22
17	100 D.Dobitsch/E.Sandström	kfzteile24 MS Racing	Audi R8 LMS ultra	9	1:32.356	1.883	0.032	168,6	8:55:38
18	36 P.Eng/K.Bachler	Schütz Motorsport	Porsche 911 GT3 R	6	1:32.647	2.174	0.291	168,1	8:51:37
19	12 J.Knoll(*G*)/L.Marionek	Senkyr Motorsport	BMW Z4 GT3	8	1:32.904	2.431	0.257	167,6	8:54:54
20	3 A.Weishaupt(*G*)/C.Jöns	C. Abt Racing	Audi R8 LMS ultra	8	1:32.938	2.465	0.034	167,6	8:54:17
21	19 C.Hürtgen/U.Alzen	BMW Sports Trophy Team Schubert	BMW Z4 GT3	8	1:33.173	2.700	0.235	167,1	8:55:01

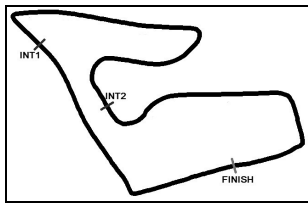
(*G*) marks the gentlemen driver

Subject to final scrutineering!

Publications Time:

Clerk of the course:

Time Keeping:



ADAC GT Masters

Lap Analysis Warm up

Provisional



Red Bull Ring, Length: 4326 m

Air temperature: 23.6°C

Track temperature: 34.4°C

Weather condition: Dry



Reg. Nr.: CR 11/2015

Sunday 7.6.2015 08:40

Lap	Time	SE1	SP1	SE2	SP2	SE3	SP3	Lap	Time	SE1	SP1	SE2	SP2	SE3	SP3
1	Stefan Wackerbauer, DEU/ Kelvin van der Linde, ZAF							theoretical besttime: 1:31.627							
1	2:08.853	49.664	163	45.358	147	33.831	200	6	2:34.528	1:25.260	230	40.831	163	28.437	201
2	1:37.581	23.577	235	45.212	151	28.792	202	7	1:31.934	23.209	236	40.548	162	28.177	204
3	1:32.906	23.317	236	40.882	157	28.707	201	8	1:38.669	23.024	236	45.210	81	30.435	204
4	1:32.135	23.308	235	40.643	162	28.184	204	9	1:31.918	23.025	238	40.838	158	28.055	204
5	1:37.288	23.388	234	40.824	160	33.076									

2	Jordan Lee Pepper, ZAF/ Nicki Thiim, DNK							theoretical besttime: 1:31.504							
1	2:22.111	57.750	206	49.400	119	34.961	201	6	2:31.338	1:19.773	231	40.811	160	30.754	204
2	1:34.254	23.635	234	41.494	157	29.125	202	7	1:31.570	23.212	234	40.442	163	27.916	204
3	1:37.530	23.552	236	41.155	159	32.823		8	1:32.069	23.171	234	40.417	162	28.481	204
4	3:42.390	2:32.618	228	41.294	158	28.478	202								
5	1:37.087	23.358	235	41.140	160	32.589									

3	Andreas Weishaupt, DEU/ Christer Jöns, DEU							theoretical besttime: 1:32.790							
1	2:10.215	52.021	200	45.342	142	32.852	203	6	1:33.986	23.437	237	41.459	155	29.090	200
2	1:34.499	23.523	236	41.939	147	29.037	205	7	1:33.725	23.596	236	41.332	155	28.797	203
3	1:39.927	23.208	237	41.569	143	35.150		8	1:32.938	23.330	237	40.932	156	28.676	202
4	2:37.286	1:25.580	229	42.462	150	29.244	199	9	1:32.984	23.223	237	40.906	165	28.855	203
5	1:34.397	23.768	234	41.407	156	29.222	202								

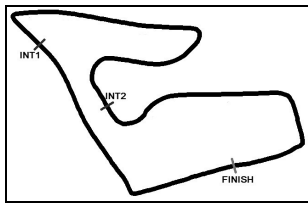
7	Luca Stolz, DEU/ Jeroen Bleekemolen, NLD							theoretical besttime: 1:31.542							
1	2:18.957	56.031	191	48.618	138	34.308	204	6	2:27.266	1:17.401	237	41.391	156	28.474	205
2	1:37.151	23.840	233	42.586	160	30.725	204	7	1:31.712	23.025	242	40.477	161	28.210	206
3	1:33.084	23.141	240	41.255	168	28.688	206	8	1:31.619	22.922	242	40.450	162	28.247	205
4	1:33.660	23.094	241	41.575	168	28.991	205	9	1:31.724	23.062	240	40.410	164	28.252	206
5	1:37.546	22.923	241	40.860	169	33.763									

8	Clemens Schmid, AUT/ Fabian Hamprecht, AUT							theoretical besttime: 1:31.154							
1	2:32.091	1:12.176	161	48.858	134	31.057	202	6	3:41.361	2:30.984	234	41.675	159	28.702	204
2	1:40.799	27.727	160	43.860	155	29.212	205	7	1:31.700	22.912	241	40.627	166	28.161	206
3	1:33.441	23.116	234	41.804	155	28.521	206	8	1:31.269	22.724	241	40.269	169	28.276	206
4	1:32.613	22.864	242	41.262	158	28.487	205								
5	1:37.978	23.029	234	41.363	157	33.586									

12	Jacob Knoll, CZE/ Lennart Marioneck, DEU							theoretical besttime: 1:32.751							
1	2:29.052	1:03.506	172	52.968	120	32.578	198	6	1:34.823	23.592	233	41.933	148	29.298	201
2	1:37.011	24.147	233	42.611	142	30.253	202	7	1:33.490	23.529	233	41.218	155	28.743	202
3	1:34.699	23.445	233	41.772	151	29.482	204	8	1:32.904	23.355	233	40.854	163	28.695	203
4	1:38.458	23.312	234	41.526	149	33.620		9	1:40.615	23.202	234	40.902	158	36.511	
5	2:54.337	1:38.970	202	44.567	136	30.800	201								

13	Remo Lips, CHE/ Sven Barth, DEU							theoretical besttime: 1:31.952							
1	2:30.181	1:02.430	154	53.398	131	34.353	199	6	2:40.291	1:29.312	235	42.077	160	28.902	207
2	1:37.611	24.563	230	43.267	153	29.781	206	7	1:33.145	23.233	241	40.908	158	29.004	208
3	1:34.640	23.289	241	41.571	162	29.780	208	8	1:32.327	23.047	242	40.771	161	28.509	208
4	1:34.204	23.134	226	41.702	146	29.368	207	9	1:32.031	22.862	242	40.581	168	28.588	207
5	1:38.418	23.040	242	41.303	156	34.075									

16	Rahel Frey, CHE/ Philip Geipel, DEU							theoretical besttime: 1:31.802							
1	2:22.285	46.507	105	58.788	135	36.990	133	6	1:32.289	23.269	234	40.566	164	28.454	204
2	1:49.871	35.949	144	44.338	148	29.584	203	7	1:35.693	23.189	234	40.528	164	31.976	
3	1:33.376	23.605	236	41.131	156	28.640	205	8	2:32.475	1:22.251	230	41.534	151	28.690	204
4	1:32.635	23.264	237	40.763	157	28.608	203	9	1:31.802	23.187	236	40.370	163	28.245	206
5	1:32.247	23.300	236	40.519	158	28.428	203								



ADAC GT Masters

Lap Analysis Warm up

Provisional



Red Bull Ring, Length: 4326 m

Air temperature: 23.6°C

Track temperature: 34.4°C

Weather condition: Dry



Reg. Nr.: CR 11/2015

Sunday 7.6.2015 08:40

Lap	Time	SE1	SP1	SE2	SP2	SE3	SP3	Lap	Time	SE1	SP1	SE2	SP2	SE3	SP3
19	Claudia Hürtgen, DEU/ Uwe Alzen, DEU							theoretical besttime: 1:32.681							
1	2:16.094	49.376	153	51.676	134	35.042	171	6	2:09.655	55.992	226	41.514	156	32.149	
2	1:43.389	27.490	197	45.980	152	29.919	201	7	2:33.040	1:22.566	230	41.717	164	28.757	204
3	1:36.336	23.707	217	43.261	146	29.368	201	8	1:33.173	23.291	235	40.761	165	29.121	203
4	1:33.328	23.480	231	41.219	166	28.629	201	9	1:40.175	23.182	234	40.728	166	36.265	
5	1:36.821	23.359	233	41.344	157	32.118									

21	Sebastian Asch, DEU/ Luca Ludwig, DEU							theoretical besttime: 1:31.928							
1	2:12.597	46.297	135	53.741	132	32.559	200	6	1:32.508	22.963	238	40.917	165	28.628	204
2	1:41.441	25.758	174	45.713	153	29.970	202	7	1:32.264	22.971	239	40.789	165	28.504	205
3	1:48.097	23.472	237	49.341	114	35.284	204	8	1:32.024	22.890	239	40.745	164	28.389	206
4	1:41.906	23.201	238	41.516	144	37.189	204	9	1:31.940	22.902	238	40.689	164	28.349	206
5	1:32.640	23.083	238	40.815	163	28.742	204	10	1:37.334	22.898	240	40.732	164	33.704	

22	Dominic Jöst, DEU/ Florian Scholze, DEU							theoretical besttime: 1:31.212							
1	2:05.324	36.592	164	51.766	123	36.966	172	6	3:41.402	2:31.568	239	41.447	167	28.387	209
2	1:39.053	26.547	226	43.315	145	29.191	209	7	1:31.462	22.531	245	40.812	167	28.119	210
3	1:33.199	23.136	244	41.304	159	28.759	210	8	1:31.600	22.780	244	40.562	173	28.258	207
4	1:32.296	22.862	245	40.980	163	28.454	209	9	1:39.699	23.001	239	40.955	170	35.743	
5	1:44.088	26.059	148	41.897	165	36.132									

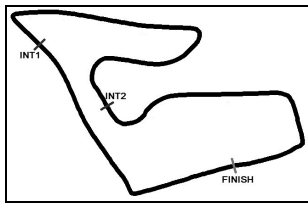
23	Marc Gassner, DEU/ Florian Strauss, DEU							theoretical besttime: 1:31.540							
1	1:58.946	34.381	165	50.711	127	33.854	203	5	1:46.491	22.718	244	47.494	145	36.279	
2	1:38.142	23.710	225	44.419	160	30.013	209	6	7:25.309	6:14.504	234	42.080	157	28.725	208
3	1:32.498	22.956	242	41.041	172	28.501	208								
4	1:31.679	22.857	242	40.799	164	28.023	209								

24	Florian Stoll, DEU/ Marc Basseng, DEU							theoretical besttime: 1:32.324							
1	2:15.739	50.270	151	51.267	130	34.202	194	5	1:32.750	23.405	236	40.813	168	28.532	204
2	1:55.177	27.725	155	49.298	136	38.154		6	1:32.324	23.191	235	40.665	168	28.468	202
3	6:32.738	5:20.331	196	43.287	161	29.120	199	7	1:39.696	23.242	238	40.549	167	35.905	
4	1:33.951	23.613	235	41.324	165	29.014	201								

25	David Russell, AUS/ Tomas Enge, CZE							theoretical besttime: 1:31.176							
1	2:25.424	57.967	123	53.256	119	34.201	181	5	1:37.390	23.639	199	44.178	148	29.573	207
2	1:45.704	28.721	125	46.351	145	30.632	204	6	1:34.419	23.324	213	42.093	148	29.002	209
3	1:56.183	26.074	155	50.595	134	39.514		7	1:31.176	22.814	240	40.078	162	28.284	208
4	4:46.220	3:30.932	180	44.747	146	30.541	207								

36	Philipp Eng, AUT/ Klaus Bachler, AUT							theoretical besttime: 1:32.318							
1	3:33.159	2:03.059	148	54.104	127	35.996	187	5	1:32.876	23.175	237	40.922	163	28.779	203
2	1:48.254	27.092	159	48.426	148	32.736	200	6	1:32.647	23.205	239	40.823	170	28.619	204
3	1:37.454	23.774	233	43.991	147	29.689	203	7	1:36.652	22.936	238	40.763	169	32.953	
4	1:33.245	23.197	238	41.109	165	28.939	202	8	2:42.427	1:22.399	237	41.381	115	38.647	

42	Hari Proczyk, AUT/ Andreas Simonsen, SWE							theoretical besttime: 1:32.165							
1	2:00.120	43.030	197	45.784	137	31.306	199	6	2:37.623	1:26.291	206	42.274	149	29.058	204
2	1:34.967	23.545	231	42.106	157	29.316	204	7	1:33.047	23.146	230	41.173	157	28.728	206
3	1:33.227	23.200	243	41.319	163	28.708	204	8	1:32.377	23.098	243	40.819	158	28.460	207
4	1:32.519	23.053	241	40.985	163	28.481	205	9	1:32.165	22.999	240	40.733	162	28.433	207
5	1:36.836	23.045	233	41.136	163	32.655		10	1:43.365	22.928	237	40.890	164	39.547	



ADAC GT Masters

Lap Analysis Warm up

Provisional



Red Bull Ring, Length: 4326 m

Air temperature: 23.6°C

Track temperature: 34.4°C

Weather condition: Dry



Reg. Nr.: CR 11/2015

Sunday 7.6.2015 08:40

Lap	Time	SE1	SP1	SE2	SP2	SE3	SP3	Lap	Time	SE1	SP1	SE2	SP2	SE3	SP3
63 Adrian Zaugg, ZAF/ Mirko Bortolotti, ITA								theoretical besttime: 1:30.368							
1	1:56.525	38.861	216	45.130	131	32.534	204	6	2:43.745	1:28.917	202	44.696	159	30.132	207
2	1:33.005	23.084	241	41.362	152	28.559	207	7	1:31.305	22.678	244	40.725	163	27.902	208
3	1:31.556	22.860	244	40.448	152	28.248	207	8	1:34.357	22.533	245	42.641	133	29.183	207
4	1:31.142	22.656	244	40.406	158	28.080	209	9	1:30.473	22.638	244	39.964	163	27.871	208
5	1:35.809	22.797	244	40.453	160	32.559		10	1:36.824	22.657	245	39.988	162	34.179	
66 Andreas Wirth, DEU/ Daniel Keilwitz, DEU								theoretical besttime: 1:31.645							
1	3:00.708	1:25.243	138	57.889	99	37.576	137	5	1:32.226	23.098	241	40.744	163	28.384	209
2	2:03.413	32.322	194	53.167	91	37.924	196	6	1:31.645	22.861	241	40.607	156	28.177	211
3	2:00.865	29.020	123	54.070	135	37.775		7	1:51.832	25.520	166	49.195	142	37.117	
4	2:37.183	1:23.037	234	45.491	149	28.655	210								
69 Patrick Assenheimer, DEU/ Diego Alessi, ITA								theoretical besttime: 1:31.901							
1	2:41.982	1:12.343	103	54.182	122	35.457	191	6	1:32.885	23.064	239	41.466	154	28.355	207
2	1:50.239	27.289	178	50.201	127	32.749	202	7	1:34.543	23.172	240	42.840	156	28.531	209
3	1:43.640	26.426	184	46.216	130	30.998	176	8	1:31.901	22.876	243	40.742	164	28.283	209
4	1:49.514	25.153	227	47.225	133	37.136		9	1:39.735	22.947	239	42.313	148	34.475	
5	2:35.746	1:23.027	201	43.743	144	28.976	206								
80 Jens Klingmann, DEU/ Dominik Baumann, AUT								theoretical besttime: 1:31.565							
1	2:03.293	44.013	186	45.089	137	34.191	200	6	4:02.523	2:50.767	234	41.099	162	30.657	203
2	1:34.773	23.708	233	42.118	162	28.947	202	7	1:31.597	23.159	235	40.372	171	28.066	204
3	1:32.974	23.443	234	41.104	170	28.427	202	8	1:31.913	23.127	236	40.469	178	28.317	206
4	1:32.307	23.304	235	40.673	169	28.330	202	9	1:38.217	22.999	235	40.149	170	35.069	
5	1:35.882	23.154	235	40.472	172	32.256									
100 Daniel Dobitsch, AUT/ Edward Sandström, SWE								theoretical besttime: 1:32.267							
1	2:06.713	48.421	200	45.765	148	32.527	198	6	1:36.958	23.273	234	40.923	167	32.762	
2	1:35.698	24.281	232	42.291	163	29.126	202	7	2:33.744	1:23.824	232	41.285	166	28.635	203
3	1:33.869	23.473	235	41.568	162	28.828	203	8	1:32.523	23.187	235	40.773	170	28.563	204
4	1:33.365	23.282	235	41.326	164	28.757	201	9	1:32.356	23.048	236	40.862	164	28.446	204
5	1:33.345	23.853	234	40.906	163	28.586	202								