



ADAC Formel 4

Result List Qualifying G1



Provisional

DMSB Deutscher Motor Sport Bund e.V. Reg. Nr.: CR 11/2015



Red Bull Ring, Length: 4326 m
Air temperature: 22.9°C
Track temperature: 33.8°C
Weather condition: Dry

Saturday 6.6.2015 08:30

started : 20 classified : 20 not classified : 0

#	Competitor	Sponsor	Lap	Best Time	Gap	Diff	Kph	Day Time
Cl.	Drivers	Car						
1	32 Prema Powerteam SRL R G.Zhou(CHN)	ADAC Formel 4 powered by Abarth	13	1:32.220			168,9	8:51:11
2	2 Neuhauser Racing T.Zimmermann(DEU)	ADAC Formel 4 powered by Abarth	13	1:32.252	0.032	0.032	168,8	8:50:51
3	10 Motopark M.Waldherr(DEU)	ADAC Formel 4 powered by Abarth	11	1:32.293	0.073	0.041	168,7	8:48:51
4	5 ADAC Berlin-Brandenburg e.V. R D.Beckmann(DEU)	ADAC Formel 4 powered by Abarth	13	1:32.309	0.089	0.016	168,7	8:51:18
5	4 ADAC Berlin-Brandenburg e.V. R.Shwartzman(RUS)	ADAC Formel 4 powered by Abarth	12	1:32.403	0.183	0.094	168,5	8:49:16
6	19 SMG Swiss Motorsport Group M.Drudi(ITA)	ADAC Formel 4 powered by Abarth	11	1:32.556	0.336	0.153	168,3	8:47:47
7	1 Neuhauser Racing K.Schramm(DEU)	ADAC Formel 4 powered by Abarth	11	1:32.564	0.344	0.008	168,2	8:48:09
8	6 ADAC Berlin-Brandenburg e.V. R M.Ortmann(DEU)	ADAC Formel 4 powered by Abarth	12	1:32.778	0.558	0.214	167,9	8:49:18
9	25 Van Amersfoort Racing R M.Schumacher(DEU)	ADAC Formel 4 powered by Abarth	13	1:32.850	0.630	0.072	167,7	8:51:10
10	17 Jenzer Motorsport R A.Hoti(DEU)	ADAC Formel 4 powered by Abarth	12	1:32.869	0.649	0.019	167,7	8:49:46
11	13 Team piroports C.Piro(DEU)	ADAC Formel 4 powered by Abarth	12	1:32.910	0.690	0.041	167,6	8:49:47
12	29 Race Performance L.Mauron(CHE)	ADAC Formel 4 powered by Abarth	12	1:32.942	0.722	0.032	167,6	8:49:32
13	44 RS Competition R G.Rupp(DEU)	ADAC Formel 4 powered by Abarth	13	1:32.961	0.741	0.019	167,5	8:51:22
14	15 Jenzer Motorsport D.Kolkmann(DEU)	ADAC Formel 4 powered by Abarth	12	1:32.992	0.772	0.031	167,5	8:49:40
15	8 Motopark R J.Fittje(DEU)	ADAC Formel 4 powered by Abarth	11	1:33.070	0.850	0.078	167,3	8:48:01
16	46 Team Scheider M.Auricchio(BRA)	ADAC Formel 4 powered by Abarth	12	1:33.350	1.130	0.280	166,8	8:49:43
17	33 RS-Competition J.Jonck(DNK)	ADAC Formel 4 powered by Abarth	12	1:33.553	1.333	0.203	166,5	8:50:14
18	18 SMG Swiss Motorsport Group G.Maggi(CHE)	ADAC Formel 4 powered by Abarth	12	1:33.598	1.378	0.045	166,4	8:50:10
19	34 Team piroports R T.Wolf(DEU)	ADAC Formel 4 powered by Abarth	7	1:33.851	1.631	0.253	165,9	8:45:18
20	35 HTP Juniorteam R C.Schreiner(DEU)	ADAC Formel 4 powered by Abarth	12	1:33.975	1.755	0.124	165,7	8:50:16

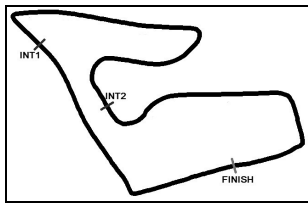
Qualifying Time: 1:41.442 Percent: 110%

Subject to final scrutineering!

Publications Time:

Clerk of the course:

Time Keeping:



ADAC Formel 4

Result List Qualifying 2nd best G1



Provisional

DMSB Reg. Nr.: CR 11/2015
Deutscher Motor Sport Bund e.V.



Red Bull Ring, Length: 4326 m
Air temperature: 23.2°C
Track temperature: 33.7°C
Weather condition: Dry

Saturday 6.6.2015 08:30

started : 20 classified : 20 not classified : 0

Drivers	Sponsor	Car	Lap	Best Time	Gap	Diff	Kph	Day Time
1 2 T.Zimmermann		ADAC Formel 4 powered by Aba	12	1:32.514			168,3	8:49:19
2 5 D.Beckmann		ADAC Formel 4 powered by Aba	11	1:32.535	0.021	0.021	168,3	8:47:57
3 32 G.Zhou		ADAC Formel 4 powered by Aba	12	1:32.556	0.021	0.042	168,3	8:49:39
4 10 M.Waldherr		ADAC Formel 4 powered by Aba	9	1:32.560	0.004	0.046	168,3	8:45:46
5 19 M.Drudi		ADAC Formel 4 powered by Aba	13	1:32.568	0.008	0.054	168,2	8:50:53
6 1 K.Schramm		ADAC Formel 4 powered by Aba	13	1:32.642	0.074	0.128	168,1	8:51:14
7 4 R.Shwartzman		ADAC Formel 4 powered by Aba	11	1:32.737	0.095	0.223	167,9	8:47:43
8 25 M.Schumacher		ADAC Formel 4 powered by Aba	11	1:32.857	0.120	0.343	167,7	8:47:54
9 29 L.Mauron		ADAC Formel 4 powered by Aba	11	1:32.988	0.131	0.474	167,5	8:47:59
10 44 G.Rupp		ADAC Formel 4 powered by Aba	11	1:33.007	0.019	0.493	167,4	8:48:16
11 6 M.Ortmann		ADAC Formel 4 powered by Aba	11	1:33.081	0.074	0.567	167,3	8:47:45
12 8 J.Fittje		ADAC Formel 4 powered by Aba	13	1:33.145	0.064	0.631	167,2	8:51:08
13 13 C.Piro		ADAC Formel 4 powered by Aba	11	1:33.153	0.008	0.639	167,2	8:48:14
14 17 A.Hoti		ADAC Formel 4 powered by Aba	11	1:33.323	0.170	0.809	166,9	8:48:13
15 46 M.Auricchio		ADAC Formel 4 powered by Aba	11	1:33.417	0.094	0.903	166,7	8:48:10
16 15 D.Kolkmann		ADAC Formel 4 powered by Aba	13	1:33.450	0.033	0.936	166,7	8:51:14
17 18 G.Maggi		ADAC Formel 4 powered by Aba	9	1:33.725	0.275	1.211	166,2	8:45:17
18 33 J.Jonck		ADAC Formel 4 powered by Aba	8	1:33.726	0.001	1.212	166,2	8:43:58
19 34 T.Wolf		ADAC Formel 4 powered by Aba	10	1:34.102	0.376	1.588	165,5	8:50:07
20 35 C.Schreiner		ADAC Formel 4 powered by Aba	11	1:34.277	0.175	1.763	165,2	8:48:42

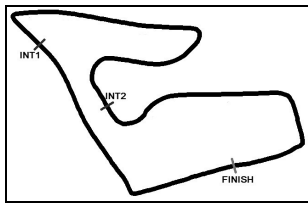
Qualifying Time: 1:41.765 Percent: 110%

Subject to final scrutineering!

Publications Time:

Clerk of the course:

Time Keeping:



ADAC Formel 4

Lap Analysis Qualifying G1



Provisional

DMSB Reg. Nr.: CR 11/2015
Deutscher Motor Sport Bund e.V.



Red Bull Ring, Length: 4326 m

Air temperature: 22.9°C

Track temperature: 33.8°C

Weather condition: Dry

Saturday 6.6.2015 08:30

Lap	Time	SE1	SP1	SE2	SP2	SE3	SP3	Lap	Time	SE1	SP1	SE2	SP2	SE3	SP3
1 Kim Luis Schramm, DEU ,								theoretical besttime: 1:32.435							
1	2:06.027	44.540	185	49.205	136	32.282	174	8	1:33.280	24.206	210	41.186	164	27.888	192
2	1:46.351	28.235	175	47.687	148	30.429	176	9	1:32.792	24.213	211	40.753	166	27.826	193
3	1:42.279	28.225	154	44.740	156	29.314	187	10	1:33.112	24.358	212	40.772	168	27.982	192
4	1:41.804	25.480	204	47.820	155	28.504	191	11	1:32.564	24.140	210	40.676	168	27.748	193
5	1:34.029	24.467	209	41.302	163	28.260	192	12	1:32.756	24.254	210	40.787	166	27.715	192
6	1:33.958	24.231	213	41.290	164	28.437	194	13	1:32.642	24.094	211	40.883	166	27.665	193
7	1:33.228	24.152	213	41.141	164	27.935	192								

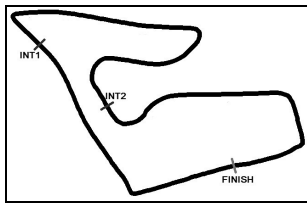
2 Tim Zimmermann, DEU ,								theoretical besttime: 1:32.252							
1	2:01.209	42.076	183	47.726	136	31.407	181	8	1:33.577	24.459	208	41.209	170	27.909	191
2	1:39.556	25.922	201	43.884	147	29.750	182	9	1:33.120	24.349	209	40.997	168	27.774	192
3	1:36.829	25.442	202	42.634	159	28.753	188	10	1:32.855	24.306	209	40.857	169	27.692	192
4	1:35.085	24.526	207	41.699	162	28.860	190	11	1:32.591	24.130	211	40.795	171	27.666	192
5	1:34.878	24.722	206	41.818	168	28.338	190	12	1:32.514	24.111	210	40.743	172	27.660	193
6	1:34.092	24.456	208	41.363	164	28.273	190	13	1:32.252	24.057	211	40.559	168	27.636	192
7	1:33.380	24.226	211	41.141	167	28.013	192								

4 Robert Shwartzman, RUS ,								theoretical besttime: 1:32.346							
1	1:54.214	35.361	171	48.152	136	30.701	183	8	1:33.509	24.332	208	41.074	163	28.103	191
2	1:38.181	25.904	202	42.882	152	29.395	188	9	1:33.250	24.326	208	40.983	163	27.941	191
3	1:36.580	24.982	206	42.702	154	28.896	190	10	1:33.087	24.236	209	40.955	166	27.896	192
4	1:34.816	24.494	209	41.619	159	28.703	190	11	1:32.737	24.212	209	40.796	166	27.729	192
5	1:34.533	24.497	207	41.458	159	28.578	191	12	1:32.403	24.118	209	40.499	168	27.786	193
6	1:38.708	24.441	208	45.583	150	28.684	190	13	1:32.873	24.138	208	40.684	164	28.051	193
7	1:34.057	24.432	207	41.359	163	28.266	191								

5 David Beckmann, DEU ,								theoretical besttime: 1:32.166							
1	1:52.688	35.852	163	46.328	149	30.508	181	8	1:33.231	24.246	210	40.996	164	27.989	192
2	1:38.627	25.779	201	43.215	155	29.633	184	9	1:32.888	24.077	212	40.712	168	28.099	192
3	1:36.723	25.345	203	42.332	160	29.046	190	10	1:32.884	24.256	209	40.579	168	28.049	193
4	1:35.026	24.602	207	41.689	161	28.735	190	11	1:32.535	24.153	208	40.545	170	27.837	193
5	1:41.955	28.746	169	44.607	162	28.602	192	12	1:48.348	24.035	209	55.948	151	28.365	192
6	1:33.645	24.290	209	41.078	169	28.277	193	13	1:32.309	24.178	211	40.486	168	27.645	196
7	1:47.492	31.123	130	47.922	160	28.447	193								

6 Mike David Ortmann, DEU ,								theoretical besttime: 1:32.756							
1	1:56.634	37.739	162	47.400	132	31.495	180	8	1:33.784	24.258	210	41.039	161	28.487	192
2	1:38.956	25.970	191	43.298	155	29.688	183	9	1:33.809	24.391	209	41.119	161	28.299	192
3	1:36.942	25.396	204	42.319	151	29.227	188	10	1:33.403	24.373	209	40.882	164	28.148	191
4	1:35.830	24.744	207	41.709	159	29.377	189	11	1:33.081	24.334	208	40.769	166	27.978	192
5	1:34.929	24.590	208	41.658	160	28.681	191	12	1:32.778	24.245	209	40.648	165	27.885	191
6	1:34.575	24.583	208	41.436	161	28.556	191	13	1:35.540	24.223	208	43.362	162	27.955	192
7	1:33.965	24.370	209	41.255	161	28.340	191								

8 Jannes Fittje, DEU ,								theoretical besttime: 1:33.025							
1	2:06.811	46.916	166	47.967	140	31.928	182	8	1:33.781	24.381	211	41.231	171	28.169	193
2	1:39.897	26.706	193	43.689	158	29.502	186	9	1:33.664	24.266	211	41.247	172	28.151	191
3	1:41.594	25.418	201	46.666	153	29.510	190	10	1:33.276	24.360	211	40.996	172	27.920	191
4	1:35.499	24.719	209	42.248	168	28.532	189	11	1:33.070	24.197	211	40.934	174	27.939	191
5	1:34.840	24.627	210	41.690	168	28.523	189	12	1:34.322	24.483	209	41.554	167	28.285	192
6	1:34.515	24.535	210	41.550	169	28.430	190	13	1:33.145	24.317	210	40.916	173	27.912	193
7	1:34.252	24.496	210	41.438	171	28.318	190								



ADAC Formel 4

Lap Analysis Qualifying G1



Provisional

DMSB Reg. Nr.: CR 11/2015
Deutscher Motor Sport Bund e.V.



Red Bull Ring, Length: 4326 m

Air temperature: 22.9°C

Track temperature: 33.8°C

Weather condition: Dry

Saturday 6.6.2015 08:30

Lap	Time	SE1	SP1	SE2	SP2	SE3	SP3	Lap	Time	SE1	SP1	SE2	SP2	SE3	SP3
10	Michael Waldherr, DEU ,							theoretical besttime: 1:32.201							
1	2:47.922	1:20.272	131	51.257	134	36.393	154	8	1:32.993	24.260	210	40.889	169	27.844	192
2	1:54.468	31.350	150	49.715	136	33.403	144	9	1:32.560	24.173	211	40.780	171	27.607	194
3	1:41.728	27.537	203	43.828	152	30.363	188	10	1:32.643	24.111	211	40.794	170	27.738	194
4	1:35.817	25.127	205	42.048	167	28.642	191	11	1:32.293	24.141	212	40.716	170	27.436	194
5	1:34.071	24.570	209	41.438	169	28.063	192	12	1:35.752	24.128	212	40.654	175	30.970	162
6	1:33.724	24.542	209	41.251	170	27.931	192								
7	1:33.329	24.245	211	41.114	173	27.970	192								

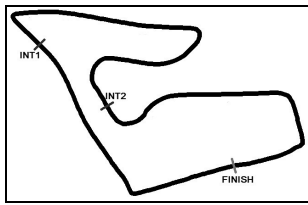
13	Cedric Piro, DEU ,							theoretical besttime: 1:32.869							
1	2:15.955	57.243	153	47.534	145	31.178	184	8	1:34.682	24.390	213	42.060	164	28.232	192
2	1:39.495	25.818	205	44.139	154	29.538	189	9	1:33.671	24.295	212	41.261	162	28.115	193
3	1:41.498	27.180	145	44.923	158	29.395	191	10	1:33.253	24.201	212	41.119	163	27.933	193
4	1:37.805	25.703	208	43.316	158	28.786	191	11	1:33.153	24.113	213	41.095	164	27.945	193
5	1:34.911	24.500	211	41.876	162	28.535	191	12	1:32.910	24.121	213	40.974	170	27.815	194
6	1:34.519	24.458	211	41.560	164	28.501	192	13	1:43.523	24.080	215	41.284	164	38.159	
7	1:35.211	24.417	211	42.044	156	28.750	192								

15	David Kolkmann, DEU ,							theoretical besttime: 1:32.852							
1	2:10.686	52.887	185	46.212	148	31.587	184	8	1:33.785	24.306	209	41.532	164	27.947	191
2	1:43.312	26.016	182	46.767	155	30.529	188	9	1:33.456	24.365	208	41.132	164	27.959	192
3	1:37.523	25.324	206	42.426	157	29.773	189	10	1:33.744	24.350	209	41.321	164	28.073	190
4	1:35.296	24.708	207	41.824	161	28.764	189	11	1:34.139	24.380	208	41.803	163	27.956	193
5	1:37.016	24.654	207	42.980	157	29.382	190	12	1:32.992	24.196	211	41.097	165	27.699	193
6	1:34.439	24.571	209	41.512	164	28.356	191	13	1:33.450	24.279	210	40.957	165	28.214	191
7	1:34.318	24.530	209	41.561	163	28.227	191								

17	Arlind Hoti, DEU ,							theoretical besttime: 1:32.869							
1	2:07.228	49.681	196	45.965	139	31.582	183	8	1:33.938	24.293	210	41.355	158	28.290	192
2	1:45.938	27.668	172	47.614	149	30.656	185	9	1:33.796	24.411	210	41.231	158	28.154	193
3	1:43.036	28.623	145	44.999	150	29.414	188	10	1:33.669	24.290	211	41.023	158	28.356	192
4	1:36.392	25.105	207	42.179	155	29.108	188	11	1:33.323	24.205	210	41.149	159	27.969	193
5	1:35.584	24.723	208	41.878	154	28.983	184	12	1:32.869	24.114	210	40.881	160	27.874	195
6	1:34.961	24.674	212	41.819	159	28.468	190	13	1:42.681	24.302	213	40.936	158	37.443	
7	1:35.748	24.534	210	42.531	158	28.683	193								

18	Giorgio Maggi, CHE ,							theoretical besttime: 1:33.557							
1	2:03.459	40.830	152	49.661	138	32.968	160	8	1:34.238	24.641	207	41.233	170	28.364	191
2	1:40.955	27.959	175	43.668	154	29.328	181	9	1:33.725	24.474	207	40.982	167	28.269	191
3	1:37.681	26.206	199	42.490	161	28.985	189	10	1:39.194	24.747	207	43.481	146	30.966	190
4	1:34.783	24.770	207	41.293	165	28.720	189	11	1:40.115	27.098	187	44.912	168	28.105	191
5	2:04.791	32.279	100	1:02.038	136	30.474	188	12	1:33.598	24.470	208	40.982	176	28.146	192
6	1:34.151	24.663	207	41.112	169	28.376	191								
7	1:34.125	24.496	209	41.354	166	28.275	190								

19	Mattia Drudi, ITA ,							theoretical besttime: 1:32.430							
1	1:53.343	34.604	180	48.157	150	30.582	184	8	1:35.331	25.799	204	41.352	169	28.180	193
2	1:38.609	25.689	202	43.432	157	29.488	187	9	1:32.909	24.248	210	40.800	169	27.861	193
3	1:37.913	25.108	206	43.882	161	28.923	191	10	1:32.689	24.158	211	40.673	172	27.858	194
4	1:34.765	24.565	209	41.639	165	28.561	191	11	1:32.556	24.109	212	40.618	174	27.829	193
5	1:34.497	24.557	208	41.357	166	28.583	191	12	1:32.720	24.083	212	40.581	169	28.056	194
6	1:41.156	24.418	210	46.160	86	30.578	191	13	1:32.568	24.130	211	40.672	176	27.766	193
7	1:34.112	24.455	208	41.322	170	28.335	191								



ADAC Formel 4

Lap Analysis Qualifying G1



Provisional

DMSB Reg. Nr.: CR 11/2015
Deutscher Motor Sport Bund e.V.



Red Bull Ring, Length: 4326 m

Air temperature: 22.9°C

Track temperature: 33.8°C

Weather condition: Dry

Saturday 6.6.2015 08:30

Lap	Time	SE1	SP1	SE2	SP2	SE3	SP3	Lap	Time	SE1	SP1	SE2	SP2	SE3	SP3
25	Mick Schumacher, DEU ,							theoretical besttime: 1:32.714							
1	2:02.072	45.469	174	45.666	139	30.937	182	8	1:33.413	24.293	209	41.016	168	28.104	191
2	1:40.451	26.588	174	43.957	144	29.906	179	9	1:33.554	24.250	209	41.280	165	28.024	192
3	1:36.852	25.195	206	42.780	161	28.877	190	10	1:33.431	24.354	208	41.142	171	27.935	192
4	1:35.161	24.563	208	42.090	164	28.508	191	11	1:32.857	24.218	209	40.981	169	27.658	193
5	1:34.251	24.415	208	41.463	163	28.373	191	12	1:43.387	25.861	147	46.061	118	31.465	193
6	1:33.748	24.249	210	41.361	163	28.138	193	13	1:32.850	24.178	209	40.878	168	27.794	192
7	1:38.977	24.376	190	46.328	167	28.273	191								

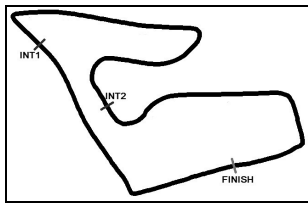
29	Lucas Mauron, CHE ,							theoretical besttime: 1:32.919							
1	2:09.384	51.147	196	45.873	124	32.364	188	8	1:33.836	24.532	209	41.241	169	28.063	193
2	1:38.238	25.513	196	43.512	163	29.213	190	9	1:34.344	24.271	210	41.858	162	28.215	193
3	1:36.991	24.839	210	43.372	157	28.780	189	10	1:33.358	24.306	211	41.063	167	27.989	192
4	1:35.636	24.717	208	42.004	160	28.915	190	11	1:32.988	24.193	211	40.951	167	27.844	193
5	1:35.116	24.729	208	41.878	162	28.509	189	12	1:32.942	24.151	210	40.924	168	27.867	191
6	1:34.849	24.695	208	41.765	163	28.389	190	13	1:35.357	24.205	209	41.198	169	29.954	187
7	1:34.622	24.711	208	41.507	168	28.404	191								

32	Guan Yu Zhou, CHN ,							theoretical besttime: 1:32.220							
1	2:26.396	1:08.448	167	47.522	140	30.426	186	8	1:33.131	24.145	212	41.010	167	27.976	195
2	1:37.901	25.562	199	43.326	162	29.013	192	9	1:33.274	24.197	211	41.098	169	27.979	193
3	1:34.829	24.551	210	41.781	165	28.497	191	10	1:32.687	24.044	212	40.784	168	27.859	193
4	1:34.725	24.319	212	41.852	167	28.554	192	11	1:32.614	24.020	214	40.917	172	27.677	196
5	1:34.253	24.309	212	41.322	166	28.622	191	12	1:32.556	24.070	211	40.817	168	27.669	195
6	1:33.847	24.402	211	41.368	171	28.077	192	13	1:32.220	23.981	212	40.650	172	27.589	195
7	1:33.276	24.212	211	41.020	168	28.044	193								

33	Jan Jonck, DNK ,							theoretical besttime: 1:33.507							
1	2:50.220	1:31.410	191	47.385	149	31.425	178	8	1:33.726	24.508	206	41.343	168	27.875	190
2	1:39.697	26.807	195	43.506	159	29.384	184	9	1:34.181	24.493	207	41.297	166	28.391	188
3	1:36.432	25.279	200	42.452	164	28.701	186	10	1:34.563	24.736	203	41.388	168	28.439	188
4	1:35.323	24.908	202	41.943	164	28.472	186	11	1:33.755	24.584	205	41.175	167	27.996	189
5	1:34.809	24.784	204	41.734	163	28.291	188	12	1:33.553	24.457	205	41.219	166	27.877	189
6	1:34.447	24.663	205	41.684	167	28.100	188								
7	1:34.076	24.548	205	41.476	169	28.052	188								

34	Toni Wolf, DEU ,							theoretical besttime: 1:33.790							
1	5:34.701	4:07.060	157	53.743	129	33.898	154	7	1:33.851	24.388	210	41.409	160	28.054	192
2	1:46.598	29.730	178	46.620	143	30.248	187	8	1:39.072	24.366	210	42.223	151	32.483	192
3	1:37.259	25.086	207	43.017	151	29.156	189	9	1:35.011	24.476	208	41.953	164	28.582	191
4	1:35.098	24.795	207	41.775	159	28.528	191	10	1:34.102	24.612	208	41.370	164	28.120	192
5	1:37.050	24.575	209	42.488	148	29.987	192								
6	1:34.355	24.527	209	41.575	157	28.253	189								

35	Carrie Schreiner, DEU ,							theoretical besttime: 1:33.975							
1	2:29.086	1:03.800	173	50.423	131	34.863	155	8	1:35.738	24.889	207	41.959	162	28.890	190
2	1:48.793	29.513	179	47.616	149	31.664	186	9	1:35.645	24.681	207	41.759	158	29.205	192
3	1:38.345	25.232	205	43.303	155	29.810	188	10	1:34.818	24.456	205	41.760	156	28.602	192
4	1:37.346	25.057	206	42.522	159	29.767	189	11	1:34.277	24.400	210	41.387	163	28.490	192
5	1:36.334	24.747	207	42.264	159	29.323	189	12	1:33.975	24.398	210	41.260	162	28.317	192
6	1:36.137	24.960	206	42.111	159	29.066	191								
7	1:35.950	24.772	207	42.096	157	29.082	190								



ADAC Formel 4

Lap Analysis Qualifying G1



Provisional

DMSB Reg. Nr.: CR 11/2015
Deutscher Motor-Sport Bund e.V.



Red Bull Ring, Length: 4326 m
 Air temperature: 22.9°C
 Track temperature: 33.8°C
 Weather condition: Dry

Saturday 6.6.2015 08:30

Lap	Time	SE1	SP1	SE2	SP2	SE3	SP3	Lap	Time	SE1	SP1	SE2	SP2	SE3	SP3
44	Glenn Rupp, DEU ,							theoretical besttime: 1:32.742							
1	2:28.711	1:09.818	176	47.455	142	31.438	180	8	1:33.186	24.174	213	40.990	164	28.022	193
2	1:38.589	26.010	199	43.273	157	29.306	188	9	1:33.716	24.447	210	40.995	159	28.274	193
3	1:35.779	24.943	206	41.981	158	28.855	187	10	1:36.234	26.413	173	41.969	167	27.852	192
4	1:35.189	24.787	207	41.790	161	28.612	189	11	1:33.007	24.331	209	40.878	164	27.798	192
5	1:34.438	24.591	208	41.480	159	28.367	190	12	1:33.014	24.375	210	40.803	166	27.836	192
6	1:33.744	24.474	209	41.089	163	28.181	191	13	1:32.961	24.393	210	40.771	164	27.797	192
7	1:33.683	24.615	209	41.093	165	27.975	192								

46	Mauro Auricchio, BRA ,							theoretical besttime: 1:33.144							
1	2:16.747	57.896	163	48.000	148	30.851	173	8	1:37.591	25.475	167	43.576	166	28.540	183
2	1:39.143	25.961	202	43.805	155	29.377	188	9	1:34.679	24.884	212	41.485	159	28.310	194
3	1:36.293	24.866	209	42.234	161	29.193	190	10	1:34.288	24.313	210	41.258	165	28.717	193
4	1:35.519	24.609	211	42.278	162	28.632	192	11	1:33.417	24.163	212	41.250	165	28.004	193
5	1:34.577	24.387	210	41.743	160	28.447	191	12	1:33.350	24.173	210	40.977	167	28.200	184
6	1:34.221	24.449	210	41.560	163	28.212	192	13	1:34.046	24.531	210	41.200	167	28.315	192
7	1:34.149	24.382	210	41.456	160	28.311	188								