

# ADAC GT Masters

## Result List Qualifying 1



Provisional

Red Bull Ring, Length: 4326 m

Air temperature: 28.4°C

Track temperature: 39.2°C

Weather condition: Dry



Reg. Nr.: CR 11/2015

Friday 5.6.2015 17:15

started : 21      classified : 21      not classified : 0

	Drivers	Team	Car	Lap	Best Time	Gap	Diff	Kph	Day Time
1	36 P.Eng/K.Bachler	Schütz Motorsport	Porsche 911 GT3 R	5	<b>1:30.358</b>			172,4	17:35:27
2	22 D.Jöst(*G*)/F.Scholze(*G*)	MRS GT Racing	Nissan GT-R Nismo GT3	6	<b>1:30.377</b>	0.019	0.019	172,3	17:36:34
3	25 D.Russell/T.Engel	Reiter Engineering	Lamborghini Gallardo R-EX	6	<b>1:30.425</b>	0.067	0.048	172,2	17:34:47
4	66 A.Wirth/D.Keilwitz	Callaway Competition	Corvette Z06.R GT3	9	<b>1:30.457</b>	0.099	0.032	172,2	17:40:27
5	63 A.Zaugg/M.Bortolotti	GRT Grasser Racing Team	Lamborghini Huracan	12	<b>1:30.587</b>	0.229	0.130	171,9	17:44:16
6	21 S.Asch/L.Ludwig	Team Zakspeed	Mercedes-Benz SLS AMG GT3	5	<b>1:30.737</b>	0.379	0.150	171,6	17:34:55
7	23 M.Gassner(*G*)/F.Strauss	MRS GT Racing	Nissan GT-R Nismo GT3	16	<b>1:30.880</b>	0.522	0.143	171,4	17:42:58
8	69 P.Assenheimer/D.Alessi	Callaway Competition	Corvette Z06.R GT3	13	<b>1:30.881</b>	0.523	0.001	171,4	17:41:29
9	8 C.Schmid/F.Hamprecht	Bentley Team HTP	Bentley Continental GT3	7	<b>1:30.895</b>	0.537	0.014	171,3	17:39:47
10	100 D.Dobitsch/E.Sandström	kfzteile24 MS Racing	Audi R8 LMS ultra	7	<b>1:30.945</b>	0.587	0.050	171,2	17:40:10
11	80 J.Klingmann/D.Baumann	BMW Sports Trophy Team Schubert	BMW Z4 GT3	6	<b>1:31.045</b>	0.687	0.100	171,1	17:26:35
12	19 C.Hürtgen/U.Alzen	BMW Sports Trophy Team Schubert	BMW Z4 GT3	6	<b>1:31.103</b>	0.745	0.058	170,9	17:26:37
13	7 L.Stolz/J.Bleekemolen	Bentley Team HTP	Bentley Continental GT3	7	<b>1:31.207</b>	0.849	0.104	170,8	17:42:30
14	24 F.Stoll/M.Basseng	kfzteile24 MS Racing	Audi R8 LMS ultra	8	<b>1:31.238</b>	0.880	0.031	170,7	17:43:25
15	16 R.Frey/P.Geipel	YACO Racing	Audi R8 LMS ultra	6	<b>1:31.451</b>	1.093	0.213	170,3	17:36:32
16	13 R.Lips(*G*)/S.Barth	RWT-Racing Team	Corvette Z06.R GT3	7	<b>1:31.467</b>	1.109	0.016	170,3	17:26:15
17	42 H.Proczyk/A.Simonsen	HP Racing	Mercedes-Benz SLS AMG GT3	9	<b>1:31.472</b>	1.114	0.005	170,3	17:36:41
18	1 S.Wackerbauer/K.van der Linde	C. Abt Racing	Audi R8 LMS ultra	8	<b>1:31.648</b>	1.290	0.176	169,9	17:40:08
19	2 J.Pepper/N.Thiim	C. Abt Racing	Audi R8 LMS ultra	10	<b>1:31.916</b>	1.558	0.268	169,4	17:42:26
20	12 J.Knoll(*G*)/L.Marionek	Senkyr Motorsport	BMW Z4 GT3	10	<b>1:32.173</b>	1.815	0.257	169,0	17:39:02
21	3 A.Weishaupt(*G*)/C.Jöns	C. Abt Racing	Audi R8 LMS ultra	10	<b>1:33.313</b>	2.955	1.140	166,9	17:35:50

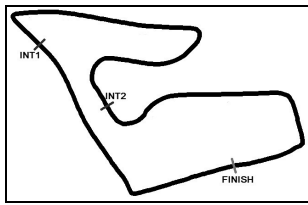
(\*G\*) marks the gentlemen driver

Subject to final scrutineering!

Publications Time:

Clerk of the course:

Time Keeping:



# ADAC GT Masters

## Lap Analysis Qualifying 1

Provisional



Red Bull Ring, Length: 4326 m

Air temperature: 28.5°C

Track temperature: 39.2°C

Weather condition: Dry



Reg. Nr.: CR 11/2015

Friday 5.6.2015 17:15

Lap	Time	SE1	SP1	SE2	SP2	SE3	SP3	Lap	Time	SE1	SP1	SE2	SP2	SE3	SP3
<b>1</b>	Stefan Wackerbauer, DEU/ Kelvin van der Linde, ZAF							<b>theoretical besttime: 1:31.622</b>							
1	12:04.369	10:46.473	185	46.968	139	30.928	193	6	1:38.355	<b>23.126</b>	<b>238</b>	42.336	164	32.893	203
2	2:01.860	28.896	143	51.265	129	41.699		7	1:31.836	23.188	238	40.540	166	<b>28.108</b>	202
3	3:07.467	1:49.520	216	44.130	139	33.817	202	8	<b>1:31.648</b>	23.145	238	<b>40.388</b>	<b>170</b>	28.115	202
4	1:35.049	24.625	234	41.138	164	29.286	201	9	1:37.945	23.226	237	40.404	166	34.315	
5	1:37.841	24.631	222	44.113	147	29.097	<b>203</b>								

<b>2</b>	Jordan Lee Pepper, ZAF/ Nicki Thiim, DNK							<b>theoretical besttime: 1:31.549</b>							
1	11:55.876	10:28.740	113	54.863	125	32.273	197	7	1:31.972	23.424	235	40.469	166	28.079	<b>203</b>
2	1:59.218	24.607	208	55.612	99	38.999		8	1:31.935	<b>23.137</b>	236	<b>40.409</b>	163	28.389	192
3	2:44.610	1:31.350	197	44.244	139	29.016	202	9	1:33.848	23.565	235	41.452	157	28.831	202
4	1:32.078	23.314	235	40.761	162	<b>28.003</b>	203	<b>10</b>	<b>1:31.916</b>	23.236	<b>236</b>	40.538	166	28.142	201
5	1:31.931	23.294	236	40.616	<b>167</b>	28.021	203	11	1:44.347	24.439	179	44.889	152	35.019	
6	1:33.477	23.139	236	40.469	164	29.869	198								

<b>3</b>	Andreas Weishaupt, DEU/ Christer Jöns, DEU							<b>theoretical besttime: 1:33.074</b>							
1	3:30.879	2:13.556	160	46.857	131	30.466	198	7	1:47.632	24.673	234	42.362	141	40.597	
2	1:44.257	28.277	173	45.750	141	30.230	197	8	4:24.461	3:11.457	211	43.288	145	29.716	<b>200</b>
3	1:35.180	24.266	234	41.708	150	29.206	197	9	1:34.014	23.678	<b>237</b>	41.358	157	28.978	198
4	1:33.906	23.580	237	41.135	154	29.191	198	<b>10</b>	<b>1:33.313</b>	23.581	<b>237</b>	<b>40.794</b>	161	<b>28.938</b>	<b>200</b>
5	1:33.631	23.513	236	41.077	160	29.041	198	11	1:55.022	27.681	138	48.104	145	39.237	
6	1:33.482	<b>23.342</b>	237	40.997	<b>162</b>	29.143	199								

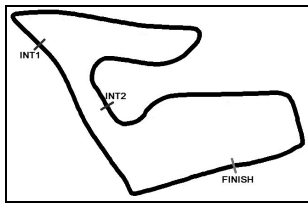
<b>7</b>	Luca Stolz, DEU/ Jeroen Bleekemolen, NLD							<b>theoretical besttime: 1:31.018</b>							
1	18:19.668	17:00.048	163	47.360	132	32.260	188	5	1:31.222	23.083	236	40.190	<b>172</b>	<b>27.949</b>	204
2	1:33.409	23.822	234	41.081	160	28.506	203	6	1:31.249	23.046	236	<b>40.131</b>	163	28.072	<b>205</b>
3	1:32.207	23.118	236	40.456	167	28.633	202	<b>7</b>	<b>1:31.207</b>	22.965	<b>238</b>	40.185	171	28.057	204
4	1:31.633	23.162	237	40.405	170	28.066	203	8	1:37.869	<b>22.938</b>	238	40.204	169	34.727	

<b>8</b>	Clemens Schmid, AUT/ Fabian Hamprecht, AUT							<b>theoretical besttime: 1:30.861</b>							
1	14:31.276	12:43.647	112	1:03.228	107	44.401		5	1:31.219	<b>22.890</b>	237	40.383	165	27.946	204
2	2:34.723	1:18.492	196	45.868	101	30.363	202	6	1:31.106	22.995	238	40.267	166	<b>27.844</b>	<b>205</b>
3	1:35.549	23.120	238	42.897	128	29.532	203	<b>7</b>	<b>1:30.895</b>	22.912	237	<b>40.127</b>	167	27.856	204
4	1:32.197	23.073	238	41.226	<b>169</b>	27.898	204	8	1:37.839	22.907	<b>239</b>	41.191	160	33.741	

<b>12</b>	Jacob Knoll, CZE/ Lennart Marioneck, DEU							<b>theoretical besttime: 1:32.173</b>							
1	4:31.395	3:08.100	159	48.636	105	34.659	199	7	1:32.784	23.241	236	40.768	161	28.775	202
2	1:35.525	23.829	233	42.316	151	29.380	199	8	1:32.682	23.241	236	40.735	<b>169</b>	28.706	202
3	1:33.700	23.451	234	41.285	156	28.964	201	9	1:34.851	23.082	<b>237</b>	42.594	148	29.175	<b>203</b>
4	1:32.808	23.285	235	40.751	166	28.772	201	<b>10</b>	<b>1:32.173</b>	<b>23.017</b>	237	<b>40.497</b>	160	<b>28.659</b>	201
5	1:43.368	23.244	231	42.209	146	37.915		11	1:50.197	24.554	196	44.123	138	41.520	
6	6:53.041	5:37.987	184	44.621	143	30.433	200								

<b>13</b>	Remo Lips, CHE/ Sven Barth, DEU							<b>theoretical besttime: 1:31.305</b>							
1	2:01.666	44.121	183	46.926	141	30.619	204	5	1:32.176	23.209	242	40.659	160	28.308	207
2	1:33.523	23.387	242	41.514	150	28.622	207	6	1:31.491	22.970	243	<b>40.449</b>	<b>161</b>	<b>28.072</b>	<b>208</b>
3	1:32.187	23.032	243	40.814	156	28.341	207	<b>7</b>	<b>1:31.467</b>	<b>22.784</b>	<b>244</b>	40.455	161	28.228	208
4	1:32.589	23.073	242	40.929	158	28.587	206	8	3:02.444	1:38.346	198	46.996	138	37.102	

<b>16</b>	Rahel Frey, CHE/ Philip Geipel, DEU							<b>theoretical besttime: 1:31.361</b>							
1	11:11.401	9:55.113	191	46.020	142	30.268	201	5	1:31.710	23.144	<b>239</b>	40.380	158	<b>28.186</b>	203
2	1:56.559	24.960	153	48.924	106	42.675		<b>6</b>	<b>1:31.451</b>	<b>22.961</b>	238	<b>40.214</b>	157	28.276	<b>205</b>
3	3:49.016	2:34.797	195	43.898	141	30.321	202	7	1:37.605	23.154	237	40.297	<b>166</b>	34.154	
4	1:32.364	23.235	237	40.730	157	28.399	204								



# ADAC GT Masters

## Lap Analysis Qualifying 1

Provisional



Red Bull Ring, Length: 4326 m

Air temperature: 28.5°C

Track temperature: 39.2°C

Weather condition: Dry



Reg. Nr.: CR 11/2015

Friday 5.6.2015 17:15

Lap	Time	SE1	SP1	SE2	SP2	SE3	SP3	Lap	Time	SE1	SP1	SE2	SP2	SE3	SP3
<b>19</b>	Claudia Hürtgen, DEU/ Uwe Alzen, DEU							<b>theoretical besttime: 1:31.065</b>							
1	3:59.070	2:45.423	176	44.312	149	29.335	203	5	1:31.174	<b>23.004</b>	<b>238</b>	<b>40.080</b>	175	28.090	202
2	1:32.531	23.319	236	40.828	173	28.384	203	<b>6</b>	<b>1:31.103</b>	23.016	237	40.106	<b>180</b>	<b>27.981</b>	<b>204</b>
3	1:32.176	23.265	236	40.514	173	28.397	201	7	1:48.044	24.029	223	41.859	150	42.156	
4	1:31.300	23.109	236	40.118	174	28.073	203								

<b>21</b>	Sebastian Asch, DEU/ Luca Ludwig, DEU							<b>theoretical besttime: 1:30.737</b>							
1	12:26.991	11:04.395	205	53.090	157	29.506	174	<b>5</b>	<b>1:30.737</b>	<b>22.770</b>	242	<b>39.925</b>	171	<b>28.042</b>	<b>207</b>
2	2:19.238	33.831	137	54.943	111	50.464		6	1:31.185	22.830	<b>242</b>	40.138	171	28.217	206
3	2:07.120	51.811	216	46.326	144	28.983	205	7	1:31.012	22.801	242	40.094	170	28.117	206
4	1:31.560	23.053	240	40.308	<b>174</b>	28.199	206	8	1:37.844	22.847	242	40.258	162	34.739	

<b>22</b>	Dominic Jöst, DEU/ Florian Scholze, DEU							<b>theoretical besttime: 1:30.372</b>							
1	11:26.371	10:07.235	172	49.639	144	29.497	205	<b>6</b>	<b>1:30.377</b>	22.653	245	<b>39.927</b>	171	<b>27.797</b>	<b>210</b>
2	1:49.754	23.252	242	46.530	131	39.972		7	1:30.743	<b>22.648</b>	<b>245</b>	39.993	172	28.102	197
3	3:45.052	2:26.924	168	48.758	155	29.370	207	8	1:34.682	22.984	244	40.466	144	31.232	195
4	1:31.735	22.952	245	40.787	<b>176</b>	27.996	210	9	1:32.708	23.630	230	40.678	174	28.400	206
5	1:31.339	23.106	243	40.244	170	27.989	208	10	1:44.000	22.946	223	42.892	160	38.162	

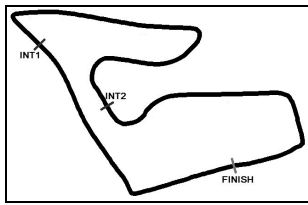
<b>23</b>	Marc Gassner, DEU/ Florian Strauss, DEU							<b>theoretical besttime: 1:30.639</b>							
1	1:59.181	43.120	207	45.881	140	30.180	204	10	1:37.989	25.311	232	42.293	150	30.385	207
2	1:34.666	23.656	241	42.375	156	28.635	206	11	1:31.837	22.708	241	41.078	161	28.051	207
3	1:32.875	23.173	241	41.461	155	28.241	205	12	1:30.959	22.746	<b>244</b>	<b>40.408</b>	160	27.805	207
4	1:31.848	22.988	240	40.916	158	27.944	207	13	1:31.171	22.798	243	40.514	164	27.859	208
5	1:31.076	22.708	243	40.609	163	27.759	207	14	1:31.088	22.785	242	40.477	164	27.826	202
6	1:31.069	22.738	243	40.614	<b>166</b>	27.717	207	15	1:35.662	23.814	231	42.757	154	29.091	208
7	1:33.345	<b>22.665</b>	243	41.169	151	29.511	<b>208</b>	<b>16</b>	<b>1:30.880</b>	22.799	244	40.515	162	<b>27.566</b>	<b>208</b>
8	1:41.212	22.881	242	41.064	164	37.267		17	1:47.126	25.337	197	43.734	143	38.055	
9	4:13.826	2:55.073	199	46.086	118	32.667	207								

<b>24</b>	Florian Stoll, DEU/ Marc Basseng, DEU							<b>theoretical besttime: 1:31.238</b>							
1	17:42.546	16:29.870	214	43.239	152	29.437	200	6	1:32.044	23.356	236	40.243	160	28.445	205
2	1:33.175	23.442	238	41.083	160	28.650	202	7	1:31.448	23.032	<b>238</b>	40.347	163	28.069	203
3	1:32.032	23.186	236	40.349	159	28.497	203	<b>8</b>	<b>1:31.238</b>	<b>23.020</b>	236	<b>40.162</b>	162	<b>28.056</b>	<b>205</b>
4	1:31.609	23.156	237	40.190	<b>166</b>	28.263	203								
5	1:31.660	23.073	237	40.320	165	28.267	201								

<b>25</b>	David Russell, AUS/ Tomas Enge, CZE							<b>theoretical besttime: 1:30.362</b>							
1	10:56.080	9:38.461	206	46.426	97	31.193	208	5	1:30.944	22.607	<b>245</b>	40.250	159	28.087	<b>210</b>
2	1:32.580	22.899	243	41.037	155	28.644	209	<b>6</b>	<b>1:30.425</b>	<b>22.393</b>	245	<b>40.082</b>	<b>170</b>	<b>27.950</b>	210
3	2:20.065	34.013	140	53.947	111	52.105		7	1:30.792	22.522	245	<b>40.019</b>	162	28.251	209
4	1:57.567	48.022	234	41.011	155	28.534	210	8	1:45.966	23.973	194	43.387	147	38.606	

<b>36</b>	Philipp Eng, AUT/ Klaus Bachler, AUT							<b>theoretical besttime: 1:30.158</b>							
1	12:20.879	11:03.952	219	45.830	146	31.097	193	<b>5</b>	<b>1:30.358</b>	22.639	243	39.726	<b>173</b>	27.993	<b>208</b>
2	2:24.173	38.374	138	55.566	112	50.233		6	1:36.114	<b>22.525</b>	<b>246</b>	40.469	172	33.120	207
3	2:41.138	1:20.845	179	48.308	121	31.985	205	7	1:30.479	22.846	242	<b>39.641</b>	167	<b>27.992</b>	<b>206</b>
4	1:30.731	22.773	242	39.849	170	28.109	205	8	1:55.830	23.352	195	52.505	129	39.973	

<b>42</b>	Hari Proczyk, AUT/ Andreas Simonsen, SWE							<b>theoretical besttime: 1:31.216</b>							
1	5:36.966	4:15.085	197	50.542	134	31.339	197	8	1:31.742	22.972	241	40.422	162	28.348	204
2	1:34.153	23.727	238	41.535	147	28.891	203	<b>9</b>	<b>1:31.472</b>	23.066	242	<b>40.161</b>	161	<b>28.245</b>	205
3	1:32.241	23.179	237	40.388	158	28.674	203	10	1:31.547	22.915	242	40.303	<b>171</b>	28.329	<b>206</b>
4	1:34.547	23.213	240	42.333	137	29.001	204	11	1:31.526	<b>22.810</b>	<b>243</b>	40.348	168	28.368	205
5	1:32.093	23.009	240	40.539	162	28.545	199	12	1:31.624	22.878	242	40.339	164	28.407	203
6	1:59.142	26.853	182	48.862	135	43.427		13	1:39.241	22.879	<b>243</b>	40.518	168	35.844	
7	4:48.830	3:35.165	176	44.679	148	28.986	205								



# ADAC GT Masters

## Lap Analysis Qualifying 1

Provisional



Red Bull Ring, Length: 4326 m

Air temperature: 28.5°C

Track temperature: 39.2°C

Weather condition: Dry



Reg. Nr.: CR 11/2015

Friday 5.6.2015 17:15

Lap	Time	SE1	SP1	SE2	SP2	SE3	SP3	Lap	Time	SE1	SP1	SE2	SP2	SE3	SP3
-----	------	-----	-----	-----	-----	-----	-----	-----	------	-----	-----	-----	-----	-----	-----

### 63 Adrian Zaugg, ZAF/ Mirko Bortolotti, ITA

theoretical besttime: 1:30.514

1	7:26.601	6:00.732	112	52.939	132	32.930	183	8	1:38.197	22.762	245	40.147	164	35.288	
2	1:38.935	25.255	208	44.572	144	29.108	205	9	2:48.392	1:39.948	240	40.167	164	28.277	207
3	1:34.063	22.819	244	42.819	149	28.425	207	10	1:32.278	22.744	<b>245</b>	40.096	169	29.438	206
4	2:07.490	22.754	244	1:02.265	134	42.471		11	1:30.724	<b>22.617</b>	<b>245</b>	40.292	167	<b>27.815</b>	207
5	4:12.929	2:54.061	194	46.761	141	32.107	204	<b>12</b>	<b>1:30.587</b>	22.681	245	<b>40.082</b>	<b>169</b>	27.824	207
6	1:44.969	28.367	130	47.202	147	29.400	<b>208</b>								
7	1:30.883	22.739	244	40.106	164	28.038	206								

### 66 Andreas Wirth, DEU/ Daniel Keilwitz, DEU

theoretical besttime: 1:30.409

1	2:35.863	1:18.237	173	47.214	138	30.412	197	7	11:57.183	10:46.299	217	42.158	160	28.726	210
2	1:36.251	24.304	208	42.606	129	29.341	209	8	1:30.722	22.666	240	40.271	<b>172</b>	<b>27.785</b>	211
3	1:31.248	22.640	<b>243</b>	40.547	163	28.061	210	<b>9</b>	<b>1:30.457</b>	<b>22.520</b>	241	<b>40.104</b>	164	27.833	211
4	1:31.202	22.843	240	40.447	165	27.912	211	10	1:30.663	22.587	242	40.191	167	27.885	<b>212</b>
5	1:31.461	22.818	240	40.592	164	28.051	211	11	1:38.177	22.960	224	41.614	149	33.603	
6	1:42.590	23.965	196	42.766	148	35.859									

### 69 Patrick Assenheimer, DEU/ Diego Alessi, ITA

theoretical besttime: 1:30.810

1	5:25.233	4:06.962	188	47.294	135	30.977	201	8	1:31.721	22.866	244	40.742	152	28.113	208
2	1:40.031	24.250	218	43.292	145	32.489	204	9	1:35.692	23.519	242	43.916	152	28.257	208
3	1:34.195	23.190	236	42.988	159	28.017	208	10	1:31.151	22.830	243	40.435	157	<b>27.886</b>	<b>209</b>
4	1:32.717	23.368	241	41.114	151	28.235	206	11	1:31.251	22.755	244	40.493	154	28.003	208
5	1:32.491	22.934	243	41.419	149	28.138	208	12	1:31.189	22.804	242	40.443	<b>164</b>	27.942	208
6	1:44.717	24.204	220	43.858	136	36.655		<b>13</b>	<b>1:30.881</b>	<b>22.689</b>	245	<b>40.235</b>	157	27.957	208
7	3:47.818	2:27.789	225	47.378	130	32.651	207	14	1:39.168	22.766	<b>245</b>	41.536	152	34.866	

### 80 Jens Klingmann, DEU/ Dominik Baumann, AUT

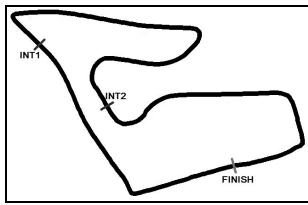
theoretical besttime: 1:30.823

1	3:57.443	2:43.962	175	44.339	155	29.142	200	5	1:31.108	<b>23.066</b>	236	40.177	167	<b>27.865</b>	<b>203</b>
2	1:32.737	23.489	233	41.035	162	28.213	201	<b>6</b>	<b>1:31.045</b>	23.095	<b>236</b>	<b>39.892</b>	<b>168</b>	28.058	203
3	1:31.558	23.307	235	40.294	167	27.957	202	7	1:48.104	23.462	224	41.893	160	42.749	
4	1:31.340	23.154	236	40.201	167	27.985	202								

### 100 Daniel Dobitsch, AUT/ Edward Sandström, SWE

theoretical besttime: 1:30.781

1	13:45.827	12:10.299	156	54.131	121	41.397		6	1:31.307	<b>22.962</b>	237	40.286	166	28.059	203
2	3:44.565	2:21.373	202	47.752	130	35.440	201	<b>7</b>	<b>1:30.945</b>	23.049	237	<b>39.913</b>	<b>167</b>	27.983	204
3	1:32.596	23.287	<b>237</b>	40.891	157	28.418	203	8	1:46.483	25.303	174	47.312	123	33.868	<b>205</b>
4	1:31.550	23.222	235	40.276	166	28.052	204	9	1:30.979	23.005	236	40.068	161	<b>27.906</b>	204
5	1:33.256	23.038	236	41.244	153	28.974	204								



# ADAC GT Masters

## Start Grid Race 1

Provisional



Red Bull Ring, Length: 4326 m

Air temperature: 26.8°C

Track temperature: 39.9°C

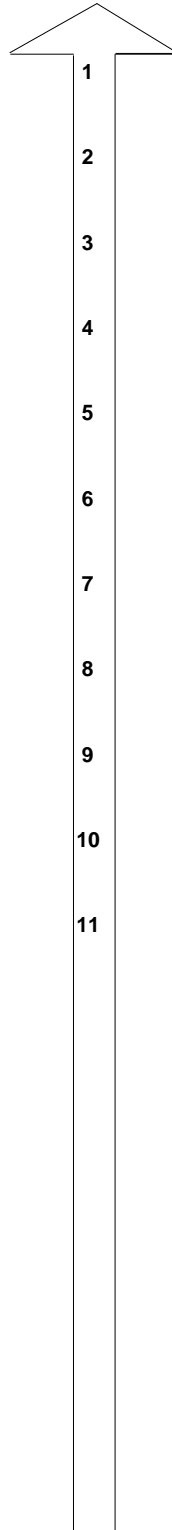
Weather condition: Dry



Reg. Nr.: CR 11/2015

Saturday 6.6.2015 13:15

<b>22 MRS GT Racing</b>	1:30.377
Dominic Jöst*/ Florian Scholze	
<b>66 Callaway Competition</b>	1:30.457
Andreas Wirth*/ Daniel Keilwitz	
<b>21 Team Zakspeed</b>	1:30.737
Sebastian Asch*/ Luca Ludwig	
<b>69 Callaway Competition</b>	1:30.881
Patrick Assenheimer*/ Diego Alessi	
<b>100 kfzteile24 MS Racing</b>	1:30.945
Daniel Dobitsch*/ Edward Sandström	
<b>19 BMW Sports Trophy Team Schube</b>	1:31.103
Claudia Hürtgen*/ Uwe Alzen	
<b>24 kfzteile24 MS Racing</b>	1:31.238
Florian Stoll*/ Marc Basseng	
<b>13 RWT-Racing Team</b>	1:31.467
Remo Lips*/ Sven Barth	
<b>1 C. Abt Racing</b>	1:31.648
Stefan Wackerbauer*/ Kelvin van der Linde	
<b>12 Senkyr Motorsport</b>	1:32.173
Jacub Knoll*/ Lennart Marioneck	



### POLE POSITION

<b>36 Schütz Motorsport</b>	1:30.358
Philipp Eng*/ Klaus Bachler	
<b>25 Reiter Engineering</b>	1:30.425
David Russell*/ Tomas Enge	
<b>63 GRT Grasser Racing Team</b>	1:30.587
Adrian Zaugg*/ Mirko Bortolotti	
<b>23 MRS GT Racing</b>	1:30.880
Marc Gassner*/ Florian Strauss	
<b>8 Bentley Team HTP</b>	1:30.895
Clemens Schmid*/ Fabian Hamprecht	
<b>80 BMW Sports Trophy Team Schube</b>	1:31.045
Jens Klingmann*/ Dominik Baumann	
<b>7 Bentley Team HTP</b>	1:31.207
Luca Stolz*/ Jeroen Bleekemolen	
<b>16 YACO Racing</b>	1:31.451
Rahel Frey*/ Philip Geipel	
<b>42 HP Racing</b>	1:31.472
Hari Proczyk*/ Andreas Simonsen	
<b>2 C. Abt Racing</b>	1:31.916
Jordan Lee Pepper*/ Nicki Thiim	
<b>3 C. Abt Racing</b>	1:33.313
Andreas Weishaupt*/ Christer Jöns	

\* Marks the starting driver

Publications Time:

Clerk of the course:

Time Keeping: