

ADAC Formel 4

Result List Free Practice 2



Provisional

DMSB Reg. Nr.: CR 11/2015
Deutscher Motor Sport Bund e.V.

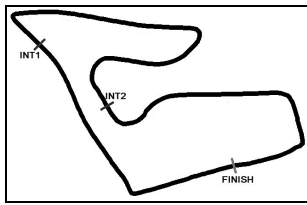


Red Bull Ring, Length: 4326 m
Air temperature: 30.5°C
Track temperature: 45.8°C
Weather condition: Dry

Friday 5.6.2015 14:55

started : 39 classified : 39 not classified : 0

#	Competitor	Sponsor	Lap	Best Time	Gap	Diff	Kph	Day Time
Cl.	Drivers	Car						
1	5 ADAC Berlin-Brandenburg e.V. R D.Beckmann(DEU)	ADAC Formel 4 powered by Abarth	13	1:32.988			167,5	15:16:58
2	4 ADAC Berlin-Brandenburg e.V. R.Shwartzman(RUS)	ADAC Formel 4 powered by Abarth	14	1:33.113	0.125	0.125	167,3	15:19:19
3	28 HTP Juniorteam J.Esmeijer(NLD)	ADAC Formel 4 powered by Abarth	10	1:33.254	0.266	0.141	167,0	15:15:28
4	32 Prema Powerteam SRL R G.Zhou(CHN)	ADAC Formel 4 powered by Abarth	10	1:33.308	0.320	0.054	166,9	15:11:43
5	7 Motopark J.Eriksson(SWE)	ADAC Formel 4 powered by Abarth	11	1:33.350	0.362	0.042	166,8	15:12:54
6	10 Motopark M.Waldherr(DEU)	ADAC Formel 4 powered by Abarth	14	1:33.402	0.414	0.052	166,7	15:21:00
7	36 Van Amersfoort Racing J.Mawson(AUS)	ADAC Formel 4 powered by Abarth	11	1:33.414	0.426	0.012	166,7	15:14:47
8	19 SMG Swiss Motorsport Group M.Drudi(ITA)	ADAC Formel 4 powered by Abarth	12	1:33.468	0.480	0.054	166,6	15:17:57
9	6 ADAC Berlin-Brandenburg e.V. R M.Ortmann(DEU)	ADAC Formel 4 powered by Abarth	14	1:33.486	0.498	0.018	166,6	15:17:25
10	12 ADAC Berlin-Brandenburg e.V. R T.Preining(AUT)	ADAC Formel 4 powered by Abarth	8	1:33.488	0.500	0.002	166,6	15:08:01
11	27 HTP Juniorteam M.Dienst(DEU)	ADAC Formel 4 powered by Abarth	10	1:33.501	0.513	0.013	166,6	15:15:17
12	99 Prema Powerteam SRL R.Aron(EST)	ADAC Formel 4 powered by Abarth	14	1:33.502	0.514	0.001	166,6	15:20:52
13	2 Neuhauser Racing T.Zimmermann(DEU)	ADAC Formel 4 powered by Abarth	13	1:33.603	0.615	0.101	166,4	15:18:07
14	1 Neuhauser Racing K.Schramm(DEU)	ADAC Formel 4 powered by Abarth	7	1:33.622	0.634	0.019	166,3	15:06:22
15	8 Motopark R J.Fittje(DEU)	ADAC Formel 4 powered by Abarth	10	1:33.807	0.819	0.185	166,0	15:11:32
16	77 Job van Uitert R J.Van Uitert(NLD)	ADAC Formel 4 powered by Abarth	14	1:33.845	0.857	0.038	166,0	15:18:19
17	25 Van Amersfoort Racing R M.Schumacher(DEU)	ADAC Formel 4 powered by Abarth	12	1:33.887	0.899	0.042	165,9	15:15:48
18	16 Jenzer Motorsport M.Böckmann(DEU)	ADAC Formel 4 powered by Abarth	8	1:33.906	0.918	0.019	165,8	15:08:28
19	18 SMG Swiss Motorsport Group G.Maggi(CHE)	ADAC Formel 4 powered by Abarth	9	1:33.922	0.934	0.016	165,8	15:11:50
20	34 Team piroports R T.Wolf(DEU)	ADAC Formel 4 powered by Abarth	7	1:33.986	0.998	0.064	165,7	15:09:52
21	66 Lechner Racing M.Lenerz(DEU)	ADAC Formel 4 powered by Abarth	7	1:33.987	0.999	0.001	165,7	15:07:12
22	31 Team Scheider R Y.Shlom(RUS)	ADAC Formel 4 powered by Abarth	11	1:34.051	1.063	0.064	165,6	15:14:23
23	9 Motopark R J.Cecotto(VEN)	ADAC Formel 4 powered by Abarth	12	1:34.119	1.131	0.068	165,5	15:15:44
24	14 Jenzer Motorsport GmbH M.Müller-Crepon(DEU)	ADAC Formel 4 powered by Abarth	10	1:34.167	1.179	0.048	165,4	15:11:34
25	44 RS Competition R G.Rupp(DEU)	ADAC Formel 4 powered by Abarth	7	1:34.190	1.202	0.023	165,3	15:07:23



ADAC Formel 4

Result List Free Practice 2



Provisional

DMSB Reg. Nr.: CR 11/2015
Deutscher Motor Sport Bund e.V.



Red Bull Ring, Length: 4326 m
Air temperature: 30.5°C
Track temperature: 45.8°C
Weather condition: Dry

Friday 5.6.2015 14:55

started : 39 classified : 39 not classified : 0

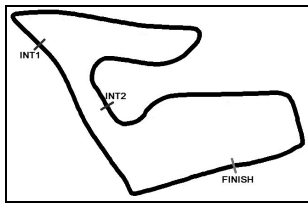
#	Competitor	Sponsor	Lap	Best Time	Gap	Diff	Kph	Day Time
Cl.	Drivers	Car						
26	29 Race Performance L.Mauron(CHE)	ADAC Formel 4 powered by Abarth	10	1:34.243	1.255	0.053	165,2	15:12:52
27	13 Team piroports C.Piro(DEU)	ADAC Formel 4 powered by Abarth	6	1:34.263	1.275	0.020	165,2	15:06:46
28	17 Jenzer Motorsport R A.Hoti(DEU)	ADAC Formel 4 powered by Abarth	7	1:34.282	1.294	0.019	165,2	15:07:11
29	3 ADAC Berlin-Brandenburg e.V. R B.Mazatis(DEU)	ADAC Formel 4 powered by Abarth	12	1:34.301	1.313	0.019	165,1	15:15:12
30	20 SMG Swiss Motorsport Group N.Rogivue(CHE)	ADAC Formel 4 powered by Abarth	14	1:34.330	1.342	0.029	165,1	15:18:15
31	22 Lechner Racing F.Janits(AUT)	ADAC Formel 4 powered by Abarth	12	1:34.424	1.436	0.094	164,9	15:17:28
32	15 Jenzer Motorsport D.Kolkmann(DEU)	ADAC Formel 4 powered by Abarth	8	1:34.482	1.494	0.058	164,8	15:10:25
33	46 Team Scheider M.Auricchio(BRA)	ADAC Formel 4 powered by Abarth	5	1:34.641	1.653	0.159	164,6	15:04:36
34	33 RS-Competition J.Jonck(DNK)	ADAC Formel 4 powered by Abarth	12	1:34.644	1.656	0.003	164,5	15:19:03
35	24 Robin Brezina R R.Brezina(DEU)	ADAC Formel 4 powered by Abarth	9	1:34.714	1.726	0.070	164,4	15:09:46
36	38 Liqui Moly Team Engstler R L.Engstler(DEU)	ADAC Formel 4 powered by Abarth	4	1:34.886	1.898	0.172	164,1	15:01:44
37	23 Race Performance A.Valente(CHE)	ADAC Formel 4 powered by Abarth	11	1:35.154	2.166	0.268	163,7	15:15:16
38	35 HTP Juniorteam R C.Schreiner(DEU)	ADAC Formel 4 powered by Abarth	13	1:35.460	2.472	0.306	163,1	15:19:53
39	21 Liqui Moly Team Engstler R M.Halder(DEU)	ADAC Formel 4 powered by Abarth	14	1:36.183	3.195	0.723	161,9	15:20:04

Subject to final scrutineering!

Publications Time:

Clerk of the course:

Time Keeping:



ADAC Formel 4

Lap Analysis Free Practice 2



Provisional

DMSB Reg. Nr.: CR 11/2015
Deutscher Motor Sport Bund e.V.



Red Bull Ring, Length: 4326 m

Air temperature: 30.5°C

Track temperature: 45.8°C

Weather condition: Dry

Friday 5.6.2015 14:55

Lap	Time	SE1	SP1	SE2	SP2	SE3	SP3	Lap	Time	SE1	SP1	SE2	SP2	SE3	SP3
1 Kim Luis Schramm, DEU ,								theoretical besttime: 1:33.304							
1	1:56.631	43.926	202	43.469	150	29.236	189	9	1:33.834	24.402	208	40.951	166	28.481	184
2	1:35.921	24.672	209	42.253	163	28.996	187	10	1:43.518	24.890	206	42.205	153	36.423	
3	1:34.763	24.471	210	41.931	162	28.361	188	11	4:32.259	3:22.247	190	41.805	159	28.207	190
4	1:33.936	24.389	212	41.462	163	28.085	189	12	1:34.149	24.509	210	41.281	165	28.359	189
5	1:33.831	24.380	210	41.336	162	28.115	188	13	1:34.931	24.365	209	41.089	162	29.477	184
6	1:33.781	24.463	211	41.264	162	28.054	190	14	1:33.962	24.471	209	41.428	164	28.063	191
7	1:33.622	24.429	209	41.132	166	28.061	190	15	1:49.664	24.243	210	41.179	164	44.242	
8	1:33.712	24.299	214	41.215	164	28.198	189								

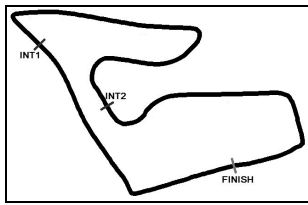
2 Tim Zimmermann, DEU ,								theoretical besttime: 1:33.529							
1	1:58.157	45.464	198	43.409	159	29.284	189	9	1:33.766	24.497	209	41.208	168	28.061	189
2	1:35.194	24.954	204	41.754	167	28.486	189	10	1:41.694	24.473	207	41.261	168	35.960	
3	1:34.964	24.537	211	42.077	166	28.350	188	11	3:44.478	2:33.634	204	41.759	165	29.085	189
4	1:34.506	24.511	209	41.655	166	28.340	190	12	1:33.780	24.424	208	41.301	171	28.055	189
5	1:35.686	24.807	209	41.795	157	29.084	189	13	1:33.603	24.332	208	41.248	163	28.023	189
6	1:34.166	24.455	210	41.432	165	28.279	189	14	1:33.768	24.349	209	41.364	166	28.055	190
7	1:33.874	24.451	209	41.418	168	28.005	190	15	1:33.644	24.325	208	41.252	168	28.067	190
8	1:33.778	24.535	208	41.247	169	27.996	189								

3 Benjamin Mazatis, DEU ,								theoretical besttime: 1:33.975							
1	2:44.965	1:29.652	198	45.219	154	30.094	176	9	1:34.929	24.627	209	41.381	160	28.921	190
2	1:38.239	25.783	205	43.128	155	29.328	188	10	1:35.033	24.839	208	41.743	157	28.451	188
3	1:36.059	24.721	210	42.369	160	28.969	185	11	1:34.488	24.540	209	41.673	158	28.275	190
4	1:35.540	24.683	208	41.871	159	28.986	188	12	1:34.301	24.423	209	41.417	159	28.461	192
5	1:35.407	24.413	212	42.160	159	28.834	190	13	1:36.930	24.403	214	43.235	156	29.292	189
6	1:34.691	24.559	209	41.769	160	28.363	189	14	1:35.654	24.441	208	42.584	151	28.629	191
7	1:34.449	24.517	210	41.565	162	28.367	190	15	1:35.888	24.319	212	42.535	150	29.034	190
8	1:34.363	24.508	210	41.446	158	28.409	189	16	1:46.885	24.499	209	42.709	153	39.677	

4 Robert Shwartzman, RUS ,								theoretical besttime: 1:32.967							
1	2:30.873	1:10.694	198	44.089	153	36.090		9	1:33.170	24.246	210	40.960	163	27.964	191
2	2:13.511	55.170	200	42.629	158	35.712		10	1:33.120	24.212	210	40.939	165	27.969	192
3	2:22.581	1:11.138	207	42.684	148	28.759	191	11	1:33.121	24.197	210	40.898	164	28.026	192
4	1:33.858	24.283	211	41.308	159	28.267	191	12	1:33.623	24.228	210	41.048	159	28.347	192
5	1:34.258	24.167	215	41.549	150	28.542	192	13	1:37.329	24.200	211	44.826	158	28.303	192
6	1:33.887	24.271	211	41.334	155	28.282	193	14	1:33.113	24.132	212	41.008	161	27.973	193
7	1:33.659	24.250	209	41.289	166	28.120	191	15	1:33.314	24.105	213	41.052	159	28.157	192
8	1:33.425	24.280	209	41.100	163	28.045	192								

5 David Beckmann, DEU ,								theoretical besttime: 1:32.957							
1	2:51.179	1:36.035	201	44.729	150	30.415	183	9	1:43.823	25.247	186	48.832	139	29.744	192
2	1:36.578	25.244	206	42.581	163	28.753	189	10	1:33.333	24.329	210	40.818	167	28.186	190
3	1:34.267	24.485	210	41.276	162	28.506	190	11	1:33.343	24.237	208	40.765	166	28.341	192
4	1:33.916	24.269	210	41.320	165	28.327	192	12	1:33.028	24.136	210	40.763	166	28.129	191
5	1:43.866	24.136	212	48.438	137	31.292	191	13	1:32.988	24.143	210	40.692	167	28.153	192
6	1:33.772	24.414	209	41.159	165	28.199	191	14	1:49.920	24.339	209	56.461	149	29.120	192
7	1:33.346	24.294	209	40.846	166	28.206	191	15	1:33.107	24.154	211	40.824	167	28.129	193
8	1:35.261	24.225	210	41.046	168	29.990	191	16	1:54.534	23.952	212	40.857	165	49.725	

6 Mike David Ortmann, DEU ,								theoretical besttime: 1:33.403							
1	1:53.180	37.572	162	45.678	151	29.930	177	10	1:33.669	24.272	209	41.034	160	28.363	190
2	1:38.066	25.647	204	43.440	154	28.979	190	11	1:34.261	24.291	211	41.761	160	28.209	191
3	1:34.932	24.439	211	41.453	156	29.040	181	12	1:33.603	24.193	210	41.022	161	28.388	191
4	1:36.082	24.982	208	42.642	156	28.458	190	13	1:33.637	24.243	210	41.054	162	28.340	191
5	1:34.781	24.528	210	41.646	155	28.607	188	14	1:33.486	24.229	210	41.001	158	28.256	190
6	1:34.299	24.374	211	41.540	155	28.385	190	15	1:34.250	24.220	210	41.733	160	28.297	190
7	1:34.065	24.467	210	41.239	161	28.359	190	16	1:33.680	24.262	211	41.116	161	28.302	191
8	1:33.713	24.349	208	41.043	161	28.321	190								



ADAC Formel 4

Lap Analysis Free Practice 2



Provisional

DMSB Reg. Nr.: CR 11/2015
Deutscher Motor Sport Bund e.V.



Red Bull Ring, Length: 4326 m
 Air temperature: 30.5°C
 Track temperature: 45.8°C
 Weather condition: Dry

Friday 5.6.2015 14:55

Lap	Time	SE1	SP1	SE2	SP2	SE3	SP3	Lap	Time	SE1	SP1	SE2	SP2	SE3	SP3
9	1:37.288	24.742	206	41.076	162	31.470	191								

7 Joel Eriksson, SWE ,

theoretical besttime: 1:33.114

1	2:11.268	53.147	139	47.724	157	30.397	189	9	1:34.318	24.397	210	41.480	164	28.441	194
2	1:34.996	24.583	211	41.998	166	28.415	189	10	1:33.648	24.365	210	41.159	168	28.124	191
3	1:35.003	24.501	212	41.866	164	28.636	188	11	1:33.350	24.337	212	40.830	169	28.183	191
4	1:34.559	24.657	211	41.758	165	28.144	191	12	1:33.644	24.392	213	41.110	171	28.142	192
5	1:34.120	24.423	211	41.552	169	28.145	191	13	1:33.530	24.220	212	40.942	166	28.368	192
6	1:33.528	24.329	214	41.099	166	28.100	189	14	1:40.441	24.244	216	43.133	140	33.064	192
7	1:33.946	24.289	212	41.119	164	28.538	192	15	1:33.447	24.184	218	41.010	167	28.253	189
8	1:35.486	24.976	202	41.597	165	28.913	189	16	1:49.461	25.396	208	41.488	168	42.577	

8 Jannes Fittje, DEU ,

theoretical besttime: 1:33.657

1	2:12.065	53.677	158	48.165	154	30.223	186	10	1:33.807	24.472	208	41.173	171	28.162	190
2	1:38.166	25.364	207	43.363	164	29.439	188	11	1:34.839	24.505	211	41.215	169	29.119	189
3	1:36.761	24.642	213	41.708	165	30.411	173	12	1:40.145	24.470	211	45.939	125	29.736	189
4	1:37.134	25.914	186	42.686	161	28.534	191	13	1:34.258	24.490	211	41.466	167	28.302	190
5	1:34.870	24.708	210	41.763	166	28.399	189	14	1:34.235	24.431	210	41.549	168	28.255	189
6	1:35.053	24.711	211	41.483	166	28.859	182	15	1:34.147	24.361	212	41.481	171	28.305	190
7	1:34.581	24.739	209	41.498	165	28.344	188	16	1:34.309	24.322	213	41.498	168	28.489	188
8	1:35.516	24.615	208	42.261	161	28.640	189								
9	1:34.280	24.597	209	41.454	167	28.229	191								

9 Jonathan Cecotto, VEN ,

theoretical besttime: 1:33.935

1	2:12.248	54.488	163	47.624	148	30.136	190	9	2:32.760	1:22.196	206	41.955	161	28.609	189
2	1:36.729	25.181	208	42.264	161	29.284	179	10	1:34.882	24.574	208	41.635	160	28.673	188
3	1:37.090	24.989	209	41.838	163	30.263	185	11	1:36.040	24.551	209	42.939	159	28.550	189
4	1:35.298	24.814	208	41.904	162	28.580	189	12	1:34.119	24.429	209	41.371	164	28.319	191
5	1:35.030	24.488	212	42.056	164	28.486	190	13	1:37.000	24.379	209	41.609	161	31.012	185
6	1:34.606	24.510	213	41.735	164	28.361	191	14	1:42.650	26.638	175	44.345	164	31.667	148
7	1:34.289	24.508	210	41.596	166	28.185	188	15	1:37.937	26.520	197	42.702	158	28.715	189
8	1:41.225	24.584	209	41.649	161	34.992									

10 Michael Waldherr, DEU ,

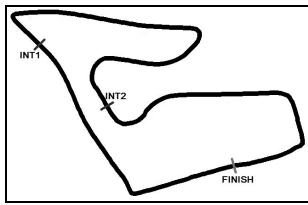
theoretical besttime: 1:33.177

1	2:21.337	57.311	129	52.724	146	31.302	175	9	1:33.683	24.494	211	41.091	171	28.098	191
2	1:47.355	27.489	158	48.603	152	31.263	171	10	1:34.536	24.457	211	41.432	170	28.647	191
3	1:43.950	26.909	154	46.868	152	30.173	175	11	1:33.730	24.365	211	41.101	172	28.264	192
4	1:41.554	26.637	191	45.866	156	29.051	191	12	1:33.960	24.115	216	41.325	168	28.520	192
5	1:39.854	24.583	211	41.550	168	33.721		13	1:33.618	24.353	211	41.069	171	28.196	191
6	4:11.303	2:56.105	190	45.129	164	30.069	187	14	1:33.402	24.322	212	41.087	170	27.993	192
7	1:35.228	25.446	208	41.690	166	28.092	193								
8	1:37.175	24.292	215	41.450	164	31.433	192								

12 Thomas Preining, AUT ,

theoretical besttime: 1:33.406

1	1:53.762	39.878	191	44.418	160	29.466	183	10	1:34.222	24.449	208	41.075	168	28.698	188
2	1:36.876	25.377	204	42.461	161	29.038	188	11	1:33.631	24.452	207	41.022	168	28.157	189
3	1:37.860	24.590	208	41.486	163	31.784	132	12	1:36.106	24.506	207	41.353	159	30.247	190
4	1:36.622	26.530	203	41.564	163	28.528	190	13	1:41.488	29.392	155	42.699	164	29.397	187
5	1:34.847	24.420	209	41.951	161	28.476	191	14	1:34.704	24.612	207	41.738	163	28.354	190
6	1:33.941	24.314	213	41.511	165	28.116	190	15	1:37.127	26.985	203	41.748	162	28.394	191
7	1:34.287	24.366	207	41.808	164	28.113	190	16	1:36.314	24.503	209	41.066	168	30.745	146
8	1:33.488	24.349	208	41.069	167	28.070	189								
9	1:33.670	24.456	207	41.082	165	28.132	188								



ADAC Formel 4

Lap Analysis Free Practice 2



Provisional

DMSB Reg. Nr.: CR 11/2015
Deutscher Motor Sport Bund e.V.



Red Bull Ring, Length: 4326 m
Air temperature: 30.5°C
Track temperature: 45.8°C
Weather condition: Dry

Friday 5.6.2015 14:55

Lap	Time	SE1	SP1	SE2	SP2	SE3	SP3	Lap	Time	SE1	SP1	SE2	SP2	SE3	SP3
13	Cedric Piro, DEU ,							theoretical besttime: 1:34.040							
1	2:45.764	1:23.153	148	52.770	145	29.841	186	8	1:35.653	24.644	209	42.668	163	28.341	190
2	1:35.969	24.944	208	42.251	161	28.774	188	9	1:34.304	24.495	211	41.502	167	28.307	189
3	1:34.905	24.659	210	41.753	163	28.493	188	10	1:34.358	24.551	210	41.482	162	28.325	189
4	1:42.394	24.547	212	42.405	157	35.442		11	1:34.438	24.497	211	41.366	159	28.575	189
5	2:33.260	1:22.337	186	42.382	163	28.541	189	12	1:34.510	24.613	210	41.474	168	28.423	190
6	1:34.263	24.495	211	41.327	166	28.441	187	13	1:34.820	24.406	210	41.508	166	28.906	169
7	1:34.953	24.601	212	41.926	165	28.426	189	14	1:57.089	28.390	171	47.467	153	41.232	

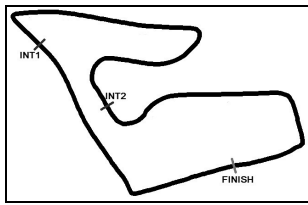
14	Moritz Müller-Crepon, DEU ,							theoretical besttime: 1:33.951							
1	2:14.368	56.710	182	48.052	151	29.606	186	10	1:34.167	24.546	208	41.343	167	28.278	188
2	1:37.090	25.171	205	42.711	164	29.208	186	11	1:34.304	24.545	209	41.442	163	28.317	189
3	1:35.743	24.739	207	42.093	163	28.911	183	12	1:35.742	24.375	210	42.825	162	28.542	189
4	1:37.850	25.562	190	43.652	163	28.636	189	13	1:34.552	24.644	208	41.517	164	28.391	187
5	1:34.988	24.543	210	41.950	163	28.495	190	14	1:34.338	24.704	209	41.298	165	28.336	188
6	1:35.494	24.560	211	41.758	165	29.176	190	15	1:35.840	24.615	209	42.765	163	28.460	188
7	1:35.608	25.189	209	41.787	163	28.632	189	16	1:36.093	24.462	210	41.686	163	29.945	164
8	1:34.605	24.659	208	41.498	160	28.448	188								
9	1:34.323	24.601	208	41.392	163	28.330	190								

15	David Kolkmann, DEU ,							theoretical besttime: 1:34.363							
1	4:18.244	3:03.289	191	44.612	152	30.343	162	9	1:39.056	24.761	207	43.758	153	30.537	189
2	1:37.337	25.825	206	42.385	156	29.127	188	10	1:35.565	25.239	209	41.660	161	28.666	190
3	1:35.897	24.692	207	42.539	159	28.666	190	11	1:34.709	24.497	210	41.523	162	28.689	189
4	1:35.185	24.613	209	42.093	160	28.479	189	12	1:34.977	24.544	209	41.663	160	28.770	188
5	1:34.807	24.595	208	41.833	160	28.379	189	13	1:34.772	24.533	209	41.731	161	28.508	189
6	1:34.605	24.566	207	41.653	161	28.386	189	14	1:37.615	24.709	209	42.811	151	30.095	189
7	1:34.978	24.637	207	41.709	163	28.632	188	15	1:47.749	24.497	208	41.856	155	41.396	
8	1:34.482	24.481	209	41.503	161	28.498	190								

16	Marek Böckmann, DEU ,							theoretical besttime: 1:33.739							
1	2:16.508	59.621	165	46.668	145	30.219	176	9	1:40.641	24.672	206	42.488	145	33.481	
2	1:41.029	27.213	181	43.988	156	29.828	187	10	3:09.745	1:59.720	207	41.629	166	28.396	189
3	1:36.174	24.961	207	42.468	160	28.745	188	11	1:34.073	24.505	207	41.242	168	28.326	189
4	1:37.158	24.798	207	43.064	161	29.296	188	12	1:34.052	24.613	207	41.160	166	28.279	187
5	1:34.223	24.413	209	41.454	167	28.356	188	13	1:34.209	24.587	208	41.181	166	28.441	185
6	1:35.499	24.686	207	42.533	167	28.280	190	14	1:35.480	24.814	209	41.293	167	29.373	190
7	1:34.175	24.568	207	41.376	168	28.231	189	15	1:42.188	24.582	207	41.324	167	36.282	
8	1:33.906	24.524	207	41.095	165	28.287	189								

17	Arlind Hoti, DEU ,							theoretical besttime: 1:33.897							
1	2:34.223	1:15.867	168	46.889	130	31.467	188	8	1:36.184	24.720	211	42.441	144	29.023	189
2	1:40.418	25.748	174	45.035	146	29.635	189	9	1:35.121	24.431	208	41.563	155	29.127	192
3	1:36.423	24.724	210	42.537	151	29.162	185	10	1:39.222	24.764	212	43.791	149	30.667	167
4	1:36.110	25.062	208	42.077	155	28.971	181	11	1:36.689	26.548	212	41.563	156	28.578	191
5	1:35.589	24.669	209	41.417	156	29.503	185	12	1:34.483	24.445	211	41.349	154	28.689	191
6	1:34.946	25.112	210	41.455	156	28.379	191	13	1:42.254	24.481	211	41.637	154	36.136	
7	1:34.282	24.384	208	41.134	159	28.764	183								

18	Giorgio Maggi, CHE ,							theoretical besttime: 1:33.879							
1	2:04.265	41.279	159	49.809	129	33.177	169	8	1:35.002	24.703	208	41.845	167	28.454	189
2	1:47.104	28.053	171	46.829	158	32.222	161	9	1:33.922	24.564	208	41.171	167	28.187	189
3	1:46.866	26.698	204	41.930	159	38.238		10	1:41.909	24.796	208	41.750	168	35.363	
4	3:17.809	2:06.455	205	42.232	162	29.122	179	11	3:44.892	2:32.801	197	42.328	164	29.763	189
5	1:35.157	24.940	208	41.729	163	28.488	188	12	1:38.320	24.800	209	41.908	156	31.612	182
6	1:34.350	24.521	208	41.379	163	28.450	187	13	1:35.117	24.714	213	41.921	168	28.482	190
7	1:35.788	25.114	211	41.686	163	28.988	189	14	1:50.414	24.428	210	41.170	170	44.816	



ADAC Formel 4

Lap Analysis Free Practice 2



Provisional

DMSB Reg. Nr.: CR 11/2015
Deutscher Motor Sport Bund e.V.



Red Bull Ring, Length: 4326 m

Air temperature: 30.5°C

Track temperature: 45.8°C

Weather condition: Dry

Friday 5.6.2015 14:55

Lap	Time	SE1	SP1	SE2	SP2	SE3	SP3	Lap	Time	SE1	SP1	SE2	SP2	SE3	SP3
19	Mattia Drudi, ITA ,							theoretical besttime: 1:33.335							
1	1:52.107	34.019	184	46.929	150	31.159	185	9	1:44.062	24.365	209	41.025	172	38.672	
2	1:36.037	25.235	207	42.000	163	28.802	189	10	5:11.167	4:00.667	207	41.827	166	28.673	190
3	1:35.153	24.582	211	41.970	161	28.601	190	11	1:34.111	24.651	208	41.161	170	28.299	191
4	1:34.667	24.530	211	41.665	164	28.472	191	12	1:33.468	24.370	211	40.892	175	28.206	191
5	1:34.297	24.417	210	41.445	164	28.435	191	13	1:34.765	24.415	210	41.264	163	29.086	192
6	1:34.524	24.451	212	41.604	163	28.469	190	14	1:33.475	24.346	210	40.996	170	28.133	191
7	1:34.314	24.419	210	41.436	165	28.459	191								
8	1:33.666	24.310	210	41.099	170	28.257	191								

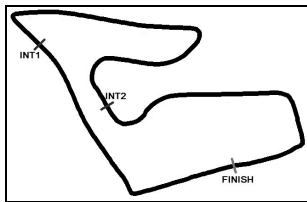
20	Nikolaj Rogivue, CHE ,							theoretical besttime: 1:34.021							
1	2:07.248	38.648	147	54.129	128	34.471	163	10	1:34.514	24.662	208	41.348	165	28.504	189
2	1:50.179	28.287	157	50.466	141	31.426	161	11	1:34.575	24.605	209	41.269	166	28.701	190
3	1:46.971	29.175	134	47.041	146	30.755	187	12	1:34.925	24.503	211	41.483	162	28.939	190
4	1:40.642	27.469	159	44.089	153	29.084	190	13	1:34.782	24.598	212	41.726	168	28.458	189
5	1:35.909	24.632	213	42.269	155	29.008	189	14	1:34.330	24.612	209	41.296	161	28.422	189
6	1:34.946	24.611	210	41.642	158	28.693	190	15	1:34.372	24.552	210	41.371	164	28.449	190
7	1:34.875	24.376	210	41.592	161	28.907	186	16	1:34.423	24.496	209	41.551	167	28.376	190
8	1:35.196	24.516	210	41.598	154	29.082	187								
9	1:36.314	24.905	207	42.363	144	29.046	188								

21	Michelle Halder, DEU ,							theoretical besttime: 1:35.962							
1	2:28.408	1:09.179	178	48.315	141	30.914	186	9	1:36.656	24.862	210	42.458	147	29.336	189
2	1:39.664	25.600	205	44.026	144	30.038	187	10	1:36.204	24.866	208	42.257	146	29.081	190
3	1:38.246	25.280	207	43.064	143	29.902	187	11	1:36.340	24.812	209	42.506	146	29.022	190
4	1:37.921	25.088	206	43.029	147	29.804	190	12	1:39.644	24.761	209	45.469	142	29.414	189
5	1:38.352	24.919	209	43.367	144	30.066	186	13	1:36.856	24.986	211	42.580	144	29.290	190
6	1:57.223	28.170	147	47.128	144	41.925		14	1:36.183	24.683	209	42.351	147	29.149	191
7	2:44.542	1:31.526	207	43.308	143	29.708	189	15	1:53.245	24.773	208	43.278	139	45.194	
8	1:38.367	25.035	206	43.641	147	29.691	190								

22	Florian Janits, AUT ,							theoretical besttime: 1:34.187							
1	2:36.267	1:23.953	193	43.686	165	28.628	188	9	1:43.161	24.557	209	41.931	164	36.673	
2	1:35.991	24.713	206	42.689	164	28.589	186	10	3:51.810	2:41.349	202	41.963	167	28.498	189
3	1:35.537	24.694	207	42.307	161	28.536	189	11	1:34.439	24.671	206	41.474	167	28.294	190
4	1:36.335	25.068	206	42.329	163	28.938	186	12	1:34.424	24.515	209	41.426	168	28.483	187
5	1:35.839	25.051	207	41.939	166	28.849	176	13	1:35.801	24.945	207	42.425	165	28.431	188
6	1:35.117	24.980	208	41.817	164	28.320	188	14	1:35.606	25.142	205	42.218	166	28.246	190
7	1:34.676	24.609	206	41.716	163	28.351	188								
8	1:35.380	24.639	207	42.038	151	28.703	190								

23	Alain Valente, CHE ,							theoretical besttime: 1:34.978							
1	2:22.142	1:02.257	156	48.421	142	31.464	166	9	1:35.713	24.696	209	42.008	164	29.009	187
2	1:40.656	27.253	185	43.881	140	29.522	191	10	1:41.482	24.772	210	47.363	156	29.347	191
3	1:36.225	24.802	209	42.339	157	29.084	190	11	1:35.154	24.752	208	41.566	162	28.836	187
4	1:36.326	24.676	208	42.260	161	29.390	189	12	1:36.176	24.837	206	42.382	161	28.957	189
5	1:36.092	24.756	208	42.299	160	29.037	191	13	1:43.021	24.855	207	45.024	91	33.142	186
6	1:43.320	24.696	210	42.541	158	36.083		14	1:35.636	24.765	205	42.043	162	28.828	190
7	3:13.939	1:56.977	202	43.232	144	33.730	191	15	1:53.616	24.620	207	42.114	159	46.882	
8	1:35.516	24.584	207	41.945	156	28.987	191								

24	Robin Brezina, DEU ,							theoretical besttime: 1:34.594							
1	1:58.058	43.134	199	44.239	138	30.685	185	9	1:34.714	24.588	207	41.575	159	28.551	190
2	1:37.620	25.769	201	42.373	162	29.478	174	10	1:44.508	25.528	202	44.006	149	34.974	
3	1:39.442	25.715	208	42.959	156	30.768	189	11	4:12.349	2:57.529	204	42.252	160	32.568	190
4	1:36.097	24.722	208	42.521	158	28.854	189	12	1:37.945	26.365	202	42.503	155	29.077	191
5	1:35.327	24.672	208	42.074	157	28.581	189	13	1:35.782	25.046	207	41.696	159	29.040	189
6	1:35.386	24.603	210	42.123	156	28.660	190	14	1:35.373	24.468	209	41.968	156	28.937	187
7	1:35.199	24.699	208	41.794	160	28.706	189								



ADAC Formel 4

Lap Analysis Free Practice 2



Provisional

DMSB Reg. Nr.: CR 11/2015
Deutscher Motor Sport Bund e.V.



Red Bull Ring, Length: 4326 m

Air temperature: 30.5°C

Track temperature: 45.8°C

Weather condition: Dry

Friday 5.6.2015 14:55

Lap	Time	SE1	SP1	SE2	SP2	SE3	SP3	Lap	Time	SE1	SP1	SE2	SP2	SE3	SP3
8	1:34.911	24.569	208	41.716	153	28.626	189								

25 Mick Schumacher, DEU ,

theoretical besttime: 1:33.764

1	2:14.025	51.119	184	48.717	167	34.189	135	9	1:42.707	24.596	207	48.699	139	29.412	188
2	1:44.531	26.315	206	44.662	164	33.554		10	1:44.436	24.832	206	47.787	144	31.817	148
3	2:20.672	1:09.991	203	42.129	168	28.552	188	11	1:36.367	26.344	209	41.501	173	28.522	190
4	1:35.232	24.665	208	42.111	166	28.456	190	12	1:33.887	24.458	208	41.170	172	28.259	190
5	1:34.422	24.558	209	41.613	170	28.251	190	13	1:34.119	24.412	209	41.281	170	28.426	188
6	1:34.279	24.466	208	41.486	168	28.327	188	14	1:48.560	24.542	209	46.485	156	37.533	188
7	1:33.974	24.528	208	41.146	169	28.300	188	15	1:34.137	24.430	208	41.501	169	28.206	190
8	1:34.134	24.609	208	41.281	169	28.244	190								

27 Marvin Dienst, DEU ,

theoretical besttime: 1:33.181

1	5:25.014	4:07.112	169	47.746	157	30.156	178	8	1:33.576	24.464	209	41.238	173	27.874	190
2	1:42.393	27.412	176	45.378	164	29.603	187	9	1:33.572	24.424	209	41.134	169	28.014	191
3	1:33.824	24.530	211	41.190	166	28.104	193	10	1:33.501	24.360	209	41.159	167	27.982	192
4	1:34.368	24.173	214	41.447	163	28.748	192	11	1:34.335	24.446	211	41.285	166	28.604	189
5	1:36.804	24.611	210	41.167	170	31.026	183	12	1:41.138	24.657	208	46.831	136	29.650	190
6	1:40.683	24.859	178	42.050	160	33.774		13	1:33.578	24.382	210	41.191	170	28.005	192
7	2:03.555	42.250	197	50.915	124	30.390	190	14	1:54.745	24.261	210	42.496	140	47.988	

28 Janneau Esmeijer, NLD ,

theoretical besttime: 1:33.013

1	5:20.081	4:03.849	161	46.795	173	29.437	165	8	1:33.536	24.370	210	41.160	174	28.006	192
2	2:02.322	31.367	129	55.519	92	35.436	189	9	1:33.528	24.281	211	41.009	176	28.238	191
3	1:34.655	24.520	210	41.270	172	28.865	181	10	1:33.254	24.501	210	40.873	169	27.880	191
4	1:34.675	24.994	211	41.528	168	28.153	191	11	1:33.334	24.298	210	41.118	172	27.918	190
5	1:33.910	24.260	212	41.364	165	28.286	193	12	1:39.339	25.155	207	45.839	164	28.345	191
6	1:39.866	24.775	209	41.261	167	33.830		13	1:33.823	24.320	211	41.163	174	28.340	190
7	2:02.517	51.752	178	42.507	169	28.258	191	14	1:54.130	24.397	210	41.038	170	48.695	

29 Lucas Mauron, CHE ,

theoretical besttime: 1:34.015

1	3:24.410	2:10.956	201	44.063	162	29.391	185	8	1:45.870	33.364	197	43.695	158	28.811	189
2	1:36.161	25.072	207	42.248	161	28.841	188	9	1:34.666	24.771	207	41.573	159	28.322	190
3	1:35.259	24.841	207	42.014	160	28.404	190	10	1:34.243	24.480	208	41.497	163	28.266	190
4	1:35.122	24.660	207	41.832	162	28.630	189	11	1:36.820	24.722	207	41.452	165	30.646	190
5	1:34.818	24.554	209	41.828	159	28.436	189	12	1:34.570	24.615	210	41.269	168	28.686	190
6	1:36.118	25.785	198	41.886	156	28.447	191	13	1:36.711	24.581	208	42.349	151	29.781	183
7	1:35.449	24.670	209	42.229	157	28.550	189	14	1:52.493	25.716	210	42.517	153	44.260	

31 Yan Leon Shlom, RUS ,

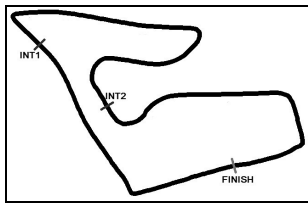
theoretical besttime: 1:33.821

1	2:00.810	47.254	199	43.712	152	29.844	183	9	1:34.163	24.563	207	41.278	172	28.322	188
2	1:35.864	25.245	205	41.765	167	28.854	189	10	1:34.071	24.510	209	41.204	173	28.357	190
3	1:35.968	24.881	211	41.713	152	29.374	188	11	1:34.051	24.512	209	41.173	170	28.366	190
4	1:34.734	24.660	208	41.497	170	28.577	190	12	1:34.108	24.454	208	41.192	167	28.462	190
5	1:39.436	24.526	209	41.540	168	33.370		13	1:34.277	24.418	211	41.262	167	28.597	189
6	3:03.183	1:49.307	191	44.942	158	28.934	183	14	1:35.581	24.349	211	42.305	167	28.927	186
7	1:36.347	25.559	202	41.960	164	28.828	188	15	1:34.953	24.585	210	41.567	160	28.801	189
8	1:34.818	24.829	208	41.690	170	28.299	190								

32 Guan Yu Zhou, CHN ,

theoretical besttime: 1:33.211

1	2:25.267	1:12.811	197	42.799	165	29.657	185	9	1:43.989	24.732	186	50.966	163	28.291	191
2	1:36.774	25.234	202	42.626	160	28.914	190	10	1:33.308	24.215	211	40.998	172	28.095	192
3	1:34.380	24.437	211	41.559	164	28.384	188	11	1:38.386	24.182	212	41.114	169	33.090	
4	1:34.907	24.517	210	41.684	163	28.706	190	12	4:05.141	2:54.608	181	42.247	166	28.286	191
5	1:34.133	24.318	214	41.499	168	28.316	190	13	1:33.681	24.200	212	41.246	167	28.235	191
6	1:33.873	24.298	215	41.428	169	28.147	191	14	1:33.531	24.168	213	41.257	167	28.106	192
7	1:33.571	24.319	210	41.207	173	28.045	192								
8	1:33.645	24.277	215	41.016	169	28.352	191								



ADAC Formel 4

Lap Analysis Free Practice 2



Provisional

DMSB Reg. Nr.: CR 11/2015
Deutscher Motor Sport Bund e.V.



Red Bull Ring, Length: 4326 m
 Air temperature: 30.5°C
 Track temperature: 45.8°C
 Weather condition: Dry

Friday 5.6.2015 14:55

Lap	Time	SE1	SP1	SE2	SP2	SE3	SP3	Lap	Time	SE1	SP1	SE2	SP2	SE3	SP3
-----	------	-----	-----	-----	-----	-----	-----	-----	------	-----	-----	-----	-----	-----	-----

33 Jan Jonck, DNK , theoretical besttime: 1:34.358

1	4:49.653	3:36.867	193	43.958	161	28.828	185	8	1:41.970	24.843	204	41.797	166	35.330	
2	1:36.016	24.985	204	42.501	161	28.530	185	9	3:13.973	2:03.318	200	42.091	167	28.564	188
3	1:35.079	24.803	205	41.987	163	28.289	187	10	1:37.358	24.760	206	44.116	166	28.482	186
4	1:34.896	24.783	207	41.924	165	28.189	186	11	1:34.781	24.618	207	41.735	162	28.428	188
5	1:34.761	24.774	206	41.808	163	28.179	187	12	1:34.644	24.574	205	41.778	162	28.292	187
6	1:34.763	24.788	206	41.795	166	28.180	187	13	1:35.437	24.786	206	42.141	161	28.510	188
7	1:35.158	24.910	204	41.605	164	28.643	186								

34 Toni Wolf, DEU , theoretical besttime: 1:33.830

1	5:16.819	3:49.416	147	53.544	136	33.859	182	8	1:41.260	24.402	210	41.893	161	34.965	
2	1:43.822	28.121	169	45.635	149	30.066	188	9	2:41.770	1:28.136	206	43.572	154	30.062	191
3	1:35.413	24.731	209	42.062	157	28.620	188	10	1:34.281	24.628	210	41.397	154	28.256	190
4	1:34.195	24.386	213	41.576	163	28.233	190	11	1:34.054	24.405	211	41.356	154	28.293	191
5	1:34.030	24.365	209	41.532	164	28.133	189	12	1:34.309	24.341	211	41.559	158	28.409	191
6	1:34.189	24.488	209	41.450	163	28.251	189	13	1:38.533	24.356	212	41.833	157	32.344	191
7	1:33.986	24.381	209	41.439	164	28.166	189								

35 Carrie Schreiner, DEU , theoretical besttime: 1:35.233

1	5:26.943	4:05.065	143	49.112	139	32.766	166	9	1:36.087	24.841	208	42.052	160	29.194	188
2	1:45.656	28.473	181	46.147	133	31.036	185	10	1:35.770	24.745	207	41.995	159	29.030	188
3	1:38.163	25.389	212	42.856	150	29.918	188	11	1:36.151	24.728	207	42.589	156	28.834	189
4	1:36.965	24.925	209	42.498	158	29.542	188	12	1:35.609	24.730	209	41.907	157	28.972	189
5	1:36.454	24.883	207	42.255	157	29.316	188	13	1:35.460	24.596	209	41.884	159	28.980	189
6	1:36.868	24.783	208	42.317	155	29.768	187	14	1:36.314	24.515	208	42.763	155	29.036	189
7	1:36.811	24.963	205	42.619	156	29.229	188								
8	1:36.202	24.834	208	42.138	157	29.230	188								

36 Joey Mawson, AUS , theoretical besttime: 1:33.160

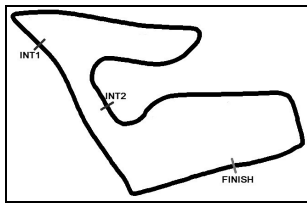
1	2:11.356	48.522	172	49.633	153	33.201	173	9	1:33.904	24.450	207	41.116	168	28.338	190
2	1:53.160	29.611	136	47.439	158	36.110		10	1:33.452	24.409	209	40.864	171	28.179	189
3	3:08.402	1:57.574	206	42.287	167	28.541	191	11	1:33.414	24.395	209	40.834	170	28.185	191
4	1:34.282	24.756	208	41.388	168	28.138	190	12	1:34.860	24.359	210	41.204	163	29.297	189
5	1:33.989	24.377	210	41.350	168	28.262	189	13	1:33.605	24.456	210	40.988	166	28.161	191
6	1:38.101	24.356	211	45.287	164	28.458	188	14	1:34.416	24.316	212	41.245	165	28.855	191
7	1:34.060	24.481	208	41.312	165	28.267	189	15	1:33.623	24.188	210	40.950	164	28.485	189
8	1:33.832	24.392	207	41.162	169	28.278	189								

38 Luca Engstler, DEU , theoretical besttime: 1:34.789

1	1:55.323	41.478	199	44.547	152	29.298	187	9	4:10.616	2:58.458	204	43.509	155	28.649	188
2	1:37.516	25.061	205	42.770	151	29.685	189	10	1:35.493	24.645	208	42.131	151	28.717	190
3	1:36.447	24.684	211	43.177	154	28.586	190	11	1:39.329	24.622	208	43.256	134	31.451	189
4	1:34.886	24.492	209	42.010	161	28.384	189	12	1:35.396	24.642	209	42.017	152	28.737	189
5	1:35.264	24.606	210	42.259	157	28.399	188	13	1:38.639	24.647	207	42.165	154	31.827	187
6	1:35.656	24.686	210	42.552	154	28.418	190	14	1:38.512	24.731	210	42.753	150	31.028	191
7	1:34.946	24.649	208	41.996	157	28.301	190								
8	1:45.605	24.600	208	42.074	153	28.931									

44 Glenn Rupp, DEU , theoretical besttime: 1:34.020

1	2:55.040	1:41.526	193	44.411	155	29.103	187	8	1:42.522	25.200	174	47.811	146	29.511	188
2	1:35.569	25.002	206	42.001	157	28.566	189	9	1:40.145	24.673	205	41.452	162	34.020	
3	1:34.890	24.635	207	41.638	160	28.617	188	10	5:19.550	4:07.729	167	43.171	164	28.650	189
4	1:34.702	24.625	207	41.614	161	28.463	189	11	1:34.764	24.635	207	41.591	160	28.538	187
5	1:34.679	24.576	208	41.614	161	28.489	188	12	1:35.455	25.110	206	42.135	163	28.210	190
6	1:34.436	24.714	207	41.404	160	28.318	189	13	1:34.820	24.484	207	41.406	164	28.930	173
7	1:34.190	24.617	206	41.326	163	28.247	189								



ADAC Formel 4

Lap Analysis Free Practice 2



Provisional

DMSB Reg. Nr.: CR 11/2015
Deutscher Motorsport Bund e.V.



Red Bull Ring, Length: 4326 m

Air temperature: 30.5°C

Track temperature: 45.8°C

Weather condition: Dry

Friday 5.6.2015 14:55

Lap	Time	SE1	SP1	SE2	SP2	SE3	SP3	Lap	Time	SE1	SP1	SE2	SP2	SE3	SP3
46	Mauro Auricchio, BRA ,							theoretical besttime: 1:34.576							
1	3:15.550	2:00.295	182	44.897	158	30.358	184	8	1:35.211	24.621	208	41.637	160	28.953	185
2	1:36.192	24.818	207	42.377	160	28.997	187	9	1:43.770	24.576	207	41.774	164	37.420	
3	1:35.198	24.602	209	41.769	165	28.827	188	10	4:26.646	3:15.479	203	42.194	164	28.973	187
4	1:35.031	24.595	208	41.885	166	28.551	190	11	1:35.139	24.713	206	41.945	161	28.481	187
5	1:34.641	24.514	210	41.702	163	28.425	189	12	1:34.930	24.594	207	41.862	164	28.474	187
6	1:35.524	24.892	207	41.931	163	28.701	189	13	1:34.967	24.735	207	41.786	161	28.446	188
7	1:35.219	24.890	207	41.799	163	28.530	189	14	1:55.763	24.465	208	41.726	161	49.572	

66	Marcel Lenerz, DEU ,							theoretical besttime: 1:33.790							
1	2:42.979	1:30.239	198	43.709	163	29.031	184	9	1:42.666	24.430	211	42.268	149	35.968	
2	1:35.504	24.966	207	41.906	165	28.632	189	10	3:53.145	2:42.935	203	41.911	169	28.299	189
3	1:35.184	24.459	211	41.443	158	29.282	190	11	1:34.157	24.551	208	41.374	169	28.232	190
4	1:34.560	24.804	209	41.485	168	28.271	190	12	1:34.301	24.552	209	41.365	168	28.384	190
5	1:34.830	24.342	212	41.469	167	29.019	186	13	1:34.238	24.341	210	41.463	168	28.434	190
6	1:35.476	25.545	207	41.759	165	28.172	190	14	1:34.564	24.743	213	41.578	168	28.243	191
7	1:33.987	24.445	209	41.458	170	28.084	191								
8	1:34.288	24.398	213	41.602	168	28.288	190								

77	Job Van Uitert, NLD ,							theoretical besttime: 1:33.772							
1	2:31.521	1:10.373	151	49.066	136	32.082	184	9	1:34.007	24.451	207	41.174	168	28.382	189
2	1:45.746	27.514	166	46.927	134	31.305	187	10	1:34.314	24.352	210	41.362	162	28.600	189
3	1:36.812	24.815	208	42.097	157	29.900	190	11	1:34.716	24.500	209	41.728	166	28.488	191
4	1:35.024	24.639	212	41.763	162	28.622	190	12	1:34.231	24.343	212	41.485	170	28.403	190
5	1:34.362	24.466	210	41.504	167	28.392	190	13	1:35.320	24.456	209	42.326	167	28.538	190
6	1:40.637	28.807	147	43.137	161	28.693	189	14	1:33.845	24.336	209	41.224	169	28.285	190
7	1:34.151	24.439	208	41.386	163	28.326	189	15	1:34.067	24.313	208	41.290	166	28.464	192
8	1:34.834	24.720	208	41.506	163	28.608	189	16	1:40.373	24.319	212	41.805	169	34.249	

99	Ralf Aron, EST ,							theoretical besttime: 1:33.299							
1	1:50.950	37.182	182	44.234	157	29.534	179	9	1:43.184	24.281	210	41.151	172	37.752	
2	1:36.442	25.320	202	41.899	168	29.223	182	10	5:00.911	3:40.843	209	47.499	165	32.569	191
3	1:35.239	24.709	210	41.997	168	28.533	189	11	1:33.641	24.360	211	41.165	172	28.116	191
4	1:34.473	24.468	210	41.533	166	28.472	190	12	1:33.908	24.238	211	41.450	167	28.220	191
5	1:34.243	24.361	213	41.475	167	28.407	192	13	1:33.534	24.275	210	40.999	170	28.260	191
6	1:34.925	24.379	215	41.972	162	28.574	191	14	1:33.502	24.272	211	41.105	174	28.125	191
7	1:33.939	24.481	210	41.316	168	28.142	192								
8	1:33.530	24.268	211	41.200	170	28.062	191								