

# ADAC GT Masters

## Results Warm up



Provisional



Reg. Nr.: 101/2015

Amended  
26.4.2015 - 9:33

Oschersleben, Length: 3696 m

Air temperature: 13.9°C

Track temperature: 15.2°C

Weather condition: Dry

Sunday 26.4.2015 08:55

started : 19      classified : 19      not classified : 0

	Drivers	Team	Car	Lap	Best Time	Gap	Diff	Kph	Day Time
1	24 F.Stoll/M.Basseng	kfzteile24 MS Racing	Audi R8 LMS ultra	6	<b>1:28.188</b>			150,9	9:05:50
2	100 D.Dobitsch/E.Sandström	kfzteile24 MS Racing	Audi R8 LMS ultra	5	<b>1:28.513</b>	0.325	0.325	150,3	9:03:10
3	22 D.Jöst(*G*)/F.Scholze(*G*)	MRS GT Racing	Nissan GT-R Nismo GT3	7	<b>1:28.611</b>	0.423	0.098	150,2	9:06:47
4	3 A.Weishaupt(*G*)/C.Jöns	C. Abt Racing	Audi R8 LMS ultra	3	<b>1:29.064</b>	0.876	0.453	149,4	9:00:21
5	19 C.Hürtgen/J.Krohn	BMW Sports Trophy Team Schubert	BMW Z4 GT3	4	<b>1:29.079</b>	0.891	0.015	149,4	9:01:26
6	2 J.Pepper/N.Thiim	C. Abt Racing	Audi R8 LMS ultra	4	<b>1:29.195</b>	1.007	0.116	149,2	9:01:38
7	21 S.Asch/L.Ludwig	Team Zakspeed	Mercedes-Benz SLS AMG GT3	4	<b>1:29.254</b>	1.066	0.059	149,1	9:01:36
8	1 S.Wackerbauer/K.van der Linde	C. Abt Racing	Audi R8 LMS ultra	4	<b>1:29.311</b>	1.123	0.057	149,0	9:01:32
9	16 R.Frey/P.Geipel	YACO Racing	Audi R8 LMS ultra	6	<b>1:29.333</b>	1.145	0.022	148,9	9:06:50
10	80 D.Baumann/J.Klingmann	BMW Sports Trophy Team Schubert	BMW Z4 GT3	4	<b>1:29.383</b>	1.195	0.050	148,9	9:01:29
11	69 P.Assenheimer/D.Alessi	Callaway Competition	Corvette Z06.R GT3	5	<b>1:29.388</b>	1.200	0.005	148,9	9:03:30
12	7 L.Stolz/J.Bleekemolen	Bentley Team HTP	Bentley Continental GT3	6	<b>1:29.899</b>	1.711	0.511	148,0	9:06:13
13	23 M.Gassner(*G*)/F.Strauss	MRS GT Racing	Nissan GT-R Nismo GT3	3	<b>1:30.298</b>	2.110	0.399	147,4	9:00:27
14	36 C.Engelhart/K.Bachler	Schütz Motorsport	Porsche 911 GT3 R	4	<b>1:30.595</b>	2.407	0.297	146,9	9:01:46
15	25 T.Enge/O.Gavin	Reiter Engineering	Camaro GT3	4	<b>1:31.349</b>	3.161	0.754	145,7	9:02:06
16	12 J.Knoll(*G*)/L.Marionneck	Senkyr Motorsport	BMW Z4 GT3	5	<b>1:31.538</b>	3.350	0.189	145,4	9:06:42
17	42 H.Proczyk/A.Simonsen	HP Racing	Mercedes-Benz SLS AMG GT3	3	<b>1:31.939</b>	3.751	0.401	144,7	9:00:30
18	13 R.Lips(*G*)/S.Barth	RWT-Racing Team	Corvette Z06.R GT3	3	<b>1:32.207</b>	4.019	0.268	144,3	9:00:39
19	66 A.Wirth/D.Keilwitz	Callaway Competition	Corvette Z06.R GT3	4	<b>1:32.442</b>	4.254	0.235	143,9	9:05:07

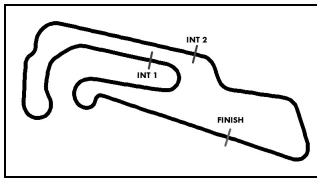
(\*G\*) marks the gentlemen driver

Subject to final scrutineering!

Publications Time:

Clerk of the course:

Time Keeping:



# ADAC GT Masters

## Lap analysis Warm up



Provisional

Oschersleben, Length: 3696 m

Air temperature: 13.9°C

Track temperature: 15.2°C

Weather condition: Dry

**DMSB**  
Deutscher Motor Sport Bund e.V.

Reg. Nr.: 101/2015

Amended  
26.4.2015 - 9:33

Sunday 26.4.2015 08:55

Lap	Time	SE1	SP1	SE2	SP2	SE3	SP3	TSP	Lap	Time	SE1	SP1	SE2	SP2	SE3	SP3	TSP
<b>1</b>	Stefan Wackerbauer, DEU/ Kelvin van der Linde, ZAF								<b>theoretical besttime: 1:28.707</b>								
1	1:54.293	51.450	176	34.645	210	28.198	192		5	1:46.966	34.183	187	30.020	<b>218</b>	42.763		233
2	1:38.066	39.458	182	32.446	211	26.162	191	231	6	3:08.996	2:13.785	186	30.255	217	<b>24.956</b>	191	
3	1:30.750	34.799	187	30.609	217	25.342	<b>193</b>	232	7	1:48.424	<b>33.840</b>	<b>188</b>	<b>29.911</b>	218	44.673		231
4	<b>1:29.311</b>	34.224	187	30.131	218	<b>24.956</b>	192	<b>233</b>									

<b>2</b>	Jorand Lee Pepper, ZAF/ Nicki Thiim, DNK								<b>theoretical besttime: 1:29.007</b>								
1	2:06.474	1:02.590	150	36.268	198	27.616	190		5	1:46.836	<b>33.975</b>	<b>187</b>	30.242	218	42.619		<b>233</b>
2	1:32.250	35.537	181	30.893	215	25.820	192	228	6	2:38.472	1:40.291	182	31.928	216	26.253	192	
3	1:30.396	34.469	185	30.559	216	25.368	192	231	7	1:30.599	34.862	185	30.433	<b>218</b>	25.304	192	230
4	<b>1:29.195</b>	34.163	186	<b>30.100</b>	<b>218</b>	<b>24.932</b>	<b>193</b>	231	8	1:51.964	35.202	181	31.326	173	45.436		232

<b>3</b>	Andreas Weishaupt, DEU/ Christer Jöns, DEU								<b>theoretical besttime: 1:29.064</b>								
1	2:15.236	1:01.594	167	39.493	153	34.149	186		5	2:38.421	1:39.764	184	32.033	216	26.624	192	
2	1:37.698	38.141	165	33.793	190	25.764	191	197	6	1:30.642	34.504	187	30.763	217	25.375	193	231
3	<b>1:29.064</b>	<b>34.127</b>	187	<b>30.044</b>	<b>219</b>	<b>24.893</b>	<b>195</b>	232	7	1:50.937	34.448	184	30.611	217	45.878		232
4	1:51.013	34.727	<b>188</b>	32.666	214	43.620		<b>232</b>									

<b>7</b>	Luca Stolz, DEU/ Jeroen Bleekemolen, NLD								<b>theoretical besttime: 1:29.714</b>								
1	2:13.133	1:07.292	174	34.492	192	31.349	194		5	2:38.031	1:40.113	139	32.602	223	25.316	194	
2	1:32.714	35.188	189	31.802	217	25.724	195	235	<b>6</b>	<b>1:29.899</b>	34.415	187	30.345	222	<b>25.139</b>	195	236
3	1:30.048	<b>34.398</b>	189	30.292	223	25.358	<b>196</b>	236	7	1:54.069	35.082	188	<b>30.177</b>	<b>224</b>	48.810		<b>236</b>
4	1:49.560	34.680	<b>190</b>	31.258	223	43.622		230									

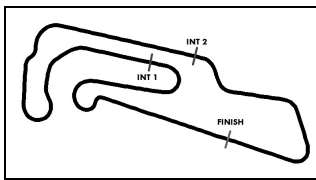
<b>12</b>	Jacob Knoll, CZE/ Lennart Marioneck, DEU								<b>theoretical besttime: 1:31.447</b>								
1	4:02.281	2:22.903	101	45.624	143	53.754			4	1:32.682	35.323	185	31.361	219	<b>25.998</b>	<b>194</b>	<b>233</b>
2	2:56.788	1:51.155	175	37.115	193	28.518	191		<b>5</b>	<b>1:31.538</b>	<b>34.635</b>	186	<b>30.814</b>	<b>220</b>	26.089	194	232
3	1:39.147	38.094	137	33.623	216	27.430	194	229	6	1:57.043	35.138	<b>187</b>	33.721	173	48.184		231

<b>13</b>	Remo Lips, CHE/ Sven Barth, DEU								<b>theoretical besttime: 1:31.710</b>								
1	2:32.766	1:27.714	177	37.102	211	27.950	196		4	1:49.354	<b>34.528</b>	192	<b>31.308</b>	223	43.518		240
2	1:34.911	36.192	179	32.269	224	26.450	198	238	5	2:56.173	1:57.171	186	32.731	<b>225</b>	26.271	<b>199</b>	
3	<b>1:32.207</b>	34.876	<b>192</b>	31.457	222	<b>25.874</b>	199	239									

<b>16</b>	Rahel Frey, CHE/ Philip Geipel, DEU								<b>theoretical besttime: 1:29.333</b>								
1	2:45.125	1:15.033	129	40.628	146	49.464			5	1:30.129	34.453	185	30.441	219	25.235	<b>196</b>	234
2	3:00.375	1:51.657	120	40.113	169	28.605	193		<b>6</b>	<b>1:29.333</b>	<b>34.066</b>	187	<b>30.265</b>	<b>220</b>	<b>25.002</b>	195	234
3	1:35.272	36.170	181	33.049	217	26.053	195	233	7	1:52.242	34.467	186	30.945	211	46.830		<b>234</b>
4	1:30.591	34.718	<b>189</b>	30.511	219	25.362	194	234									

<b>19</b>	Claudia Hürtgen, DEU/ Jesse Krohn, FIN								<b>theoretical besttime: 1:29.005</b>								
1	1:53.973	50.133	176	35.671	205	28.169	189		5	1:48.129	<b>34.209</b>	188	30.425	219	43.495		<b>234</b>
2	1:33.659	36.183	185	31.934	214	25.542	<b>194</b>	228	6	3:29.848	2:31.116	186	31.707	169	27.025	193	
3	1:30.100	34.812	187	30.144	220	25.144	193	232	7	1:55.916	34.493	188	32.557	176	48.866		232
4	<b>1:29.079</b>	34.283	<b>189</b>	<b>29.975</b>	<b>220</b>	<b>24.821</b>	194	233									

<b>21</b>	Sebastian Asch, DEU/ Luca Ludwig, DEU								<b>theoretical besttime: 1:28.916</b>								
1	2:01.688	56.363	178	36.361	202	28.964	194		5	1:46.143	<b>33.717</b>	<b>193</b>	30.434	<b>225</b>	41.992		<b>239</b>
2	1:35.154	35.919	191	31.758	192	27.477	196	231	6	2:55.835	1:59.920	191	30.745	223	25.170	197	
3	1:30.501	34.346	192	30.767	224	25.388	197	238	7	1:49.989	34.508	192	<b>30.370</b>	224	45.111		236
4	<b>1:29.254</b>	34.018	192	30.407	224	<b>24.829</b>	<b>198</b>	239									



# ADAC GT Masters

## Lap analysis Warm up



Provisional

Oschersleben, Length: 3696 m

Air temperature: 13.9°C

Track temperature: 15.2°C

Weather condition: Dry



Reg. Nr.: 101/2015

Amended  
26.4.2015 - 9:33

Sunday 26.4.2015 08:55

Lap	Time	SE1	SP1	SE2	SP2	SE3	SP3	TSP	Lap	Time	SE1	SP1	SE2	SP2	SE3	SP3	TSP
<b>22</b>	Dominic Jöst, DEU/ Florian Scholze, DEU								<b>theoretical besttime: 1:28.307</b>								
1	2:45.809	1:43.173	179	34.852	217	27.784	196		5	1:31.503	36.127	193	30.265	226	25.111	199	240
2	1:32.474	36.170	192	30.956	224	25.348	199	238	6	1:28.930	34.048	194	30.144	226	<b>24.738</b>	200	241
3	1:30.542	35.350	195	30.181	225	25.011	199	240	<b>7</b>	<b>1:28.611</b>	33.892	196	<b>29.806</b>	<b>228</b>	24.913	<b>200</b>	241
4	1:29.706	34.227	194	30.526	225	24.953	198	241	8	1:54.596	<b>33.763</b>	<b>197</b>	32.874	148	47.959		<b>242</b>

<b>23</b>	Marc Gassner, DEU/ Florian Strauss, DEU								<b>theoretical besttime: 1:30.210</b>								
1	2:21.150	1:13.606	137	37.709	140	29.835	198		5	3:21.094	2:21.669	190	32.655	223	26.770	197	
2	1:36.249	35.864	192	31.255	224	29.130	<b>199</b>	233	6	1:33.494	35.978	189	31.537	225	25.979	199	240
3	<b>1:30.298</b>	<b>34.421</b>	193	30.506	225	<b>25.371</b>	197	<b>241</b>	7	2:00.683	36.975	182	34.553	168	49.155		207
4	1:48.990	34.672	<b>194</b>	<b>30.418</b>	<b>228</b>	43.900		240									

<b>24</b>	Florian Stoll, DEU/ Marc Basseng, DEU								<b>theoretical besttime: 1:28.112</b>								
1	3:18.309	2:07.237	123	40.012	149	31.060	194		5	1:28.294	33.629	<b>188</b>	29.907	218	<b>24.758</b>	<b>196</b>	232
2	1:32.797	35.463	185	31.729	217	25.605	196	232	<b>6</b>	<b>1:28.188</b>	<b>33.602</b>	187	<b>29.752</b>	<b>220</b>	24.834	195	<b>232</b>
3	1:34.053	36.851	187	31.830	215	25.372	193	232	7	1:49.097	34.989	185	30.598	219	43.510		231
4	1:28.766	33.832	187	30.136	219	24.798	194	232									

<b>25</b>	Tomas Enge, CZE/ Oliver Gavin, GBR								<b>theoretical besttime: 1:31.005</b>								
1	2:19.973	1:12.288	169	37.981	179	29.704	194		5	1:31.489	<b>34.318</b>	196	30.943	231	26.228	<b>201</b>	245
2	1:41.551	38.676	188	35.136	152	27.739	199	230	6	1:49.107	34.506	<b>196</b>	<b>30.921</b>	<b>231</b>	43.680		<b>245</b>
3	1:33.369	35.578	191	31.816	228	25.975	201	243	7	3:45.984	2:22.264	191	34.823	151	48.897		
4	<b>1:31.349</b>	34.574	196	31.009	229	<b>25.766</b>	200	245									

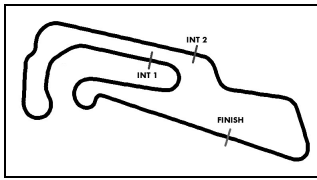
<b>36</b>	Christian Engelhart, DEU/ Klaus Bachler, AUT								<b>theoretical besttime: 1:30.337</b>								
1	2:08.893	1:04.646	153	35.973	185	28.274	193		5	1:47.187	<b>34.210</b>	187	<b>30.462</b>	222	42.515		237
2	1:34.889	35.769	185	32.861	221	26.259	195	235	6	3:53.239	2:56.296	185	31.251	221	25.692	196	
3	1:31.670	34.910	188	30.928	221	25.832	<b>196</b>	<b>237</b>	7	1:51.984	34.965	187	30.520	<b>222</b>	46.499		226
4	<b>1:30.595</b>	34.384	<b>188</b>	30.546	<b>222</b>	<b>25.665</b>	195	237									

<b>42</b>	Hari Proczyk, AUT/ Andreas Simonsen, SWE								<b>theoretical besttime: 1:31.939</b>								
1	2:21.960	1:16.170	172	37.093	191	28.697	193		5	3:17.781	2:16.461	184	33.678	219	27.642	195	
2	1:36.655	37.036	185	33.182	217	26.437	195	213	6	1:34.704	36.310	188	32.070	221	26.324	<b>196</b>	<b>237</b>
3	<b>1:31.939</b>	<b>35.041</b>	<b>190</b>	<b>31.176</b>	<b>222</b>	<b>25.722</b>	196	233	7	1:58.749	37.002	184	34.435	200	47.312		235
4	1:54.816	36.883	174	33.747	163	44.186		207									

<b>66</b>	Andreas Wirth, DEU/ Daniel Keilwitz, DEU								<b>theoretical besttime: 1:32.442</b>								
1	4:09.389	2:42.425	156	38.720	185	48.244			<b>4</b>	<b>1:32.442</b>	<b>35.069</b>	189	<b>31.331</b>	226	<b>26.042</b>	201	<b>242</b>
2	2:50.880	1:46.391	183	35.830	203	28.659	200		5	1:51.134	36.026	<b>191</b>	31.584	<b>226</b>	43.524		206
3	1:35.263	36.981	187	31.978	226	26.304	<b>202</b>	235									

<b>69</b>	Patrick Assenheimer, DEU/ Diego Alessi, ITA								<b>theoretical besttime: 1:29.388</b>								
1	2:25.988	1:19.827	170	36.588	199	29.573	196		<b>5</b>	<b>1:29.388</b>	<b>34.303</b>	189	<b>30.005</b>	227	<b>25.080</b>	<b>200</b>	<b>243</b>
2	1:33.871	36.306	189	31.521	227	26.044	200	239	6	1:47.072	34.950	191	30.059	<b>228</b>	42.063		242
3	1:31.052	34.745	190	30.594	228	25.713	200	242	7	3:52.136	2:15.128	177	46.501	78	50.507		
4	1:30.387	34.690	<b>192</b>	30.391	228	25.306	199	236									

<b>80</b>	Dominik Baumann, AUT/ Jens Klingmann, DEU								<b>theoretical besttime: 1:29.186</b>								
1	1:55.079	52.432	174	34.813	196	27.834	191		5	1:46.840	<b>34.092</b>	187	30.196	<b>220</b>	42.552		233
2	1:34.909	36.047	184	31.203	220	27.659	193	226	6	4:08.183	3:10.260	<b>188</b>	30.347	219	27.576	<b>195</b>	
3	1:30.280	34.492	186	30.409	219	25.379	195	233	7	1:52.909	34.391	187	30.539	196	47.979		233
4	<b>1:29.383</b>	34.289	187	<b>29.997</b>	220	<b>25.097</b>	193	<b>234</b>									



# ADAC GT Masters

## Lap analysis Warm up

Provisional



Oschersleben, Length: 3696 m

Air temperature: 13.9°C

Track temperature: 15.2°C

Weather condition: Dry

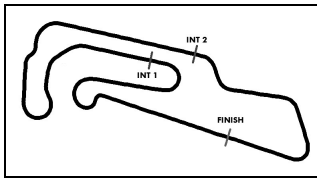


Reg. Nr.: 101/2015

Amended  
26.4.2015 - 9:33

Sunday 26.4.2015 08:55

Lap	Time	SE1	SP1	SE2	SP2	SE3	SP3	TSP	Lap	Time	SE1	SP1	SE2	SP2	SE3	SP3	TSP
<b>100</b> Daniel Dobitsch, AUT/ Edward Sandström, SWE									<b>theoretical besttime: 1:28.513</b>								
1	2:07.956	1:03.940	174	36.246	198	27.770	193		5	<b>1:28.513</b>	<b>33.826</b>	188	<b>29.964</b>	<b>221</b>	<b>24.723</b>	195	235
2	1:34.639	35.780	186	32.918	218	25.941	196	232	6	1:49.312	35.730	186	30.454	220	43.128		234
3	1:30.330	34.604	187	30.453	220	25.273	<b>196</b>	234	7	2:32.045	1:36.858	186	30.318	218	24.869	195	
4	1:28.944	34.026	<b>189</b>	30.105	220	24.813	196	<b>235</b>	8	1:53.236	35.881	185	32.363	172	44.992		229



# ADAC GT Masters

## Vmax list Warm up

Provisional



Oschersleben, Length: 3696 m

Air temperature: 13.8°C

Track temperature: 15.2°C

Weather condition: Dry

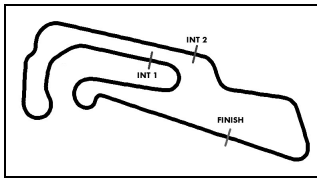


Reg. Nr.: 101/2015

Amended  
26.4.2015 - 9:33

Sunday 26.4.2015 08:55

Nr	Team, Car, Driver, Nat	Top speed
25	<b>Reiter Engineering, Camaro GT3</b> Enge Tomas , CZE Gavin Oliver , GBR	245,38 km/h
69	<b>Callaway Competition, Corvette Z06.R GT3</b> Assenheimer Patrick , DEU Alessi Diego , ITA	243,10 km/h
66	<b>Callaway Competition, Corvette Z06.R GT3</b> Wirth Andreas , DEU Keilwitz Daniel , DEU	241,62 km/h
22	<b>MRS GT Racing, Nissan GT-R Nismo GT3</b> Jöst Dominic , DEU Scholze Florian , DEU	241,57 km/h
13	<b>RWT-Racing Team, Corvette Z06.R GT3</b> Lips Remo , CHE Barth Sven , DEU	240,75 km/h
23	<b>MRS GT Racing, Nissan GT-R Nismo GT3</b> Gassner Marc , DEU Strauss Florian , DEU	240,59 km/h
21	<b>Team Zakspeed, Mercedes-Benz SLS AMG GT3</b> Asch Sebastian , DEU Ludwig Luca , DEU	239,30 km/h
36	<b>Schütz Motorsport, Porsche 911 GT3 R</b> Engelhart Christian , DEU Bachler Klaus , AUT	237,40 km/h
42	<b>HP Racing, Mercedes-Benz SLS AMG GT3</b> Proczyk Hari , AUT Simonsen Andreas , SWE	237,19 km/h
7	<b>Bentley Team HTP, Bentley Continental GT3</b> Stolz Luca , DEU Bleekemolen Jeroen , NLD	236,25 km/h
100	<b>kfzteile24 MS Racing, Audi R8 LMS ultra</b> Dobitsch Daniel , AUT Sandström Edward , SWE	235,21 km/h
16	<b>YACO Racing, Audi R8 LMS ultra</b> Frey Rahel , CHE Geipel Philip , DEU	234,44 km/h
19	<b>BMW Sports Trophy Team Schubert, BMW Z4 GT3</b> Hürtgen Claudia , DEU Krohn Jesse , FIN	234,29 km/h
80	<b>BMW Sports Trophy Team Schubert, BMW Z4 GT3</b> Baumann Dominik , AUT Klingmann Jens , DEU	233,52 km/h



# ADAC GT Masters

## Vmax list Warm up

Provisional



Oschersleben, Length: 3696 m

Air temperature: 13.8°C

Track temperature: 15.2°C

Weather condition: Dry



Reg. Nr.: 101/2015

Amended  
26.4.2015 - 9:33

Sunday 26.4.2015 08:55

Nr	Team, Car, Driver, Nat	Top speed
12	<b>Senkyr Motorsport, BMW Z4 GT3</b> Knoll Jacob , CZE Marioneck Lennart , DEU	233,27 km/h
1	<b>C. Abt Racing, Audi R8 LMS ultra</b> Wackerbauer Stefan , DEU van der Linde Kelvin , ZAF	232,66 km/h
2	<b>C. Abt Racing, Audi R8 LMS ultra</b> Pepper Jorand Lee , ZAF Thiim Nicki , DNK	232,51 km/h
24	<b>kfzteile24 MS Racing, Audi R8 LMS ultra</b> Stoll Florian , DEU Basseng Marc , DEU	232,46 km/h
3	<b>C. Abt Racing, Audi R8 LMS ultra</b> Weishaupt Andreas , DEU Jöns Christer , DEU	232,31 km/h