

ADAC GT Masters

Result List Qualifying 2



Provisional

Oschersleben, Length: 3696 m

Air temperature: 22.3°C

Track temperature: 26.8°C

Weather condition: Dry



Reg. Nr.: 101/2015

Friday 24.4.2015 17:38

started : 19 classified : 19 not classified : 0

	Drivers	Team	Car	Lap	Best Time	Gap	Diff	Kph	Day Time
1	7 L.Stolz/J.Bleekemolen	Bentley Team HTP	Bentley Continental GT3	5	1:26.852			153,2	17:57:27
2	2 J.Pepper/N.Thiim	C. Abt Racing	Audi R8 LMS ultra	3	1:26.945	0.093	0.093	153,0	17:57:48
3	21 S.Asch/L.Ludwig	Team Zakspeed	Mercedes-Benz SLS AMG GT3	4	1:27.029	0.177	0.084	152,9	17:54:03
4	66 A.Wirth/D.Keilwitz	Callaway Competition	Corvette Z06.R GT3	4	1:27.044	0.192	0.015	152,9	17:44:31
5	42 H.Proczyk/A.Simonsen	HP Racing	Mercedes-Benz SLS AMG GT3	6	1:27.051	0.199	0.007	152,8	17:56:16
6	3 A.Weishaupt(*G*)/C.Jöns	C. Abt Racing	Audi R8 LMS ultra	4	1:27.058	0.206	0.007	152,8	17:58:10
7	80 J.Klingmann/D.Baumann	BMW Sports Trophy Team Schubert	BMW Z4 GT3	4	1:27.306	0.454	0.248	152,4	17:47:38
8	23 M.Gassner(*G*)/F.Strauss	MRS GT Racing	Nissan GT-R Nismo GT3	5	1:27.359	0.507	0.053	152,3	17:54:58
9	8 F.Hamprecht/C.Schmid	Bentley Team HTP	Bentley Continental GT3	6	1:27.366	0.514	0.007	152,3	17:58:14
10	36 C.Engelhart/K.Bachler	Schütz Motorsport	Porsche 911 GT3 R	4	1:27.381	0.529	0.015	152,3	17:53:58
11	1 S.Wackerbauer/K.van der Linde	C. Abt Racing	Audi R8 LMS ultra	3	1:27.388	0.536	0.007	152,3	17:48:17
12	22 D.Jöst(*G*)/F.Scholze(*G*)	MRS GT Racing	Nissan GT-R Nismo GT3	6	1:27.407	0.555	0.019	152,2	17:48:04
13	69 P.Assenheimer/D.Alessi	Callaway Competition	Corvette Z06.R GT3	7	1:27.566	0.714	0.159	151,9	17:59:48
14	19 C.Hürtgen/J.Krohn	BMW Sports Trophy Team Schubert	BMW Z4 GT3	4	1:27.599	0.747	0.033	151,9	17:48:30
15	100 D.Dobitsch/E.Sandström	kfzteile24 MS Racing	Audi R8 LMS ultra	7	1:27.599	0.747		151,9	17:58:40
16	24 F.Stoll/M.Basseng	kfzteile24 MS Racing	Audi R8 LMS ultra	8	1:27.970	1.118	0.371	151,3	18:04:06
17	13 R.Lips(*G*)/S.Barth	RWT-Racing Team	Corvette Z06.R GT3	6	1:28.027	1.175	0.057	151,2	18:01:48
18	16 R.Frey/P.Geipel	YACO Racing	Audi R8 LMS ultra	7	1:28.369	1.517	0.342	150,6	17:50:40
19	25 T.Enge/O.Gavin	Reiter Engineering	Camaro GT3	7	1:28.892	2.040	0.523	149,7	17:57:40

Following race director decision no. 23 cancellation of the relevant lap time because track limits for car no.24

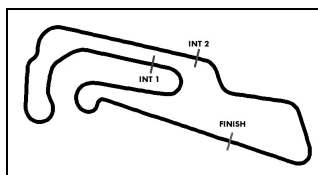
(*G*) marks the gentlemen driver

Subject to final scrutineering!

Publications Time:

Clerk of the course:

Time Keeping:



ADAC GT Masters

Lap analysis Qualifying 2

Provisional



Oschersleben, Length: 3696 m

Air temperature: 22.3°C

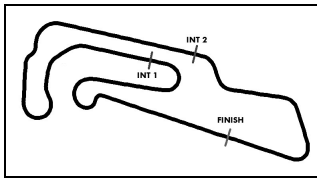
Track temperature: 26.8°C

Weather condition: Dry

DMSB Reg. Nr.: 101/2015
Deutscher Motor Sport Bund e.V.

Friday 24.4.2015 17:38

Lap	Time	SE1	SP1	SE2	SP2	SE3	SP3	TSP	Lap	Time	SE1	SP1	SE2	SP2	SE3	SP3	TSP
1 Stefan Wackerbauer, DEU/ Kelvin van der Linde, ZAF									theoretical besttime: 1:27.095								
1	7:21.466	6:23.048	174	32.834	214	25.584	195		7	1:27.843	33.526	188	29.626	222	24.691	194	233
2	1:28.786	34.047	187	29.963	221	24.776	194	231	8	1:27.776	33.353	189	29.492	222	24.931	194	233
3	1:27.388	33.548	188	29.387	220	24.453	194	232	9	1:27.856	33.509	189	29.542	221	24.805	194	232
4	1:27.727	33.602	189	29.289	221	24.836	193	232	10	1:36.450	33.902	188	34.485	178	28.063	192	232
5	1:47.836	33.535	189	29.887	219	44.414		232	11	1:27.837	33.709	187	29.469	221	24.659	193	230
6	4:52.256	3:56.145	186	30.995	220	25.116	194										
2 Jorand Lee Pepper, ZAF/ Nicki Thiim, DNK									theoretical besttime: 1:26.945								
1	16:54.466	15:56.472	161	32.072	215	25.922	193		3	1:26.945	33.365	187	29.138	222	24.442	193	231
2	1:27.582	33.782	186	29.290	222	24.510	193	231									
3 Andreas Weishaupt, DEU/ Christer Jöns, DEU									theoretical besttime: 1:26.950								
1	14:08.229	12:51.889	166	31.902	217	44.438			4	1:27.058	33.395	188	29.285	223	24.378	194	234
2	3:07.918	2:09.905	181	32.308	218	25.705	194		5	1:27.226	33.287	187	29.341	223	24.598	192	233
3	1:27.274	33.464	187	29.339	223	24.471	191	233									
7 Luca Stolz, DEU/ Jeroen Bleekemolen, NLD									theoretical besttime: 1:26.825								
1	13:36.695	12:36.889	179	33.281	222	26.525	197		4	1:27.107	33.425	190	29.246	228	24.436	197	238
2	1:29.170	34.066	190	30.152	226	24.952	198	237	5	1:26.852	33.297	192	29.092	228	24.463	198	237
3	1:27.477	33.669	189	29.317	228	24.491	198	237									
8 Fabian Hamprecht, DEU/ Clemens Schmid, AUT									theoretical besttime: 1:27.336								
1	12:55.523	11:57.422	182	32.228	220	25.873	195		6	1:27.366	33.518	191	29.335	226	24.513	196	237
2	1:29.132	34.221	190	29.821	224	25.090	198	236	7	1:27.814	33.553	191	29.380	227	24.881	194	237
3	1:27.845	33.709	191	29.543	227	24.593	197	238	8	1:32.724	35.654	184	31.537	211	25.533	197	201
4	1:27.603	33.488	191	29.483	226	24.632	196	237									
5	1:27.499	33.507	191	29.355	227	24.637	196	236									
13 Remo Lips, CHE/ Sven Barth, DEU									theoretical besttime: 1:27.966								
1	15:10.811	14:07.393	149	35.135	174	28.283	175		5	1:28.182	33.693	192	29.635	229	24.854	199	240
2	1:35.427	38.835	185	30.929	226	25.663	199	214	6	1:28.027	33.598	193	29.694	229	24.735	198	238
3	1:50.655	36.473	149	31.272	226	42.910		239	7	1:28.173	33.596	193	29.718	229	24.859	198	238
4	2:15.523	1:19.097	184	30.795	226	25.631	199										
16 Rahel Frey, CHE/ Philip Geipel, DEU									theoretical besttime: 1:28.288								
1	3:30.745	2:16.101	105	44.716	129	29.928	188		6	1:36.682	33.870	188	32.705	126	30.107	195	234
2	1:38.605	38.862	111	34.369	219	25.374	194	220	7	1:28.369	33.693	187	29.793	221	24.883	194	233
3	1:29.310	34.146	185	30.084	221	25.080	195	231	8	1:34.056	33.720	190	32.784	175	27.552	195	237
4	1:28.409	33.735	188	29.725	222	24.949	194	231	9	1:47.702	33.702	189	29.804	224	44.196		235
5	1:28.379	33.680	187	29.764	222	24.935	195	233									
19 Claudia Hürtgen, DEU/ Jesse Krohn, FIN									theoretical besttime: 1:27.481								
1	6:04.714	5:04.869	175	33.400	220	26.445	193		5	1:27.628	33.563	189	29.608	223	24.457	196	236
2	1:30.889	35.310	183	30.746	220	24.833	197	228	6	1:32.224	34.484	186	32.020	213	25.720	196	236
3	1:27.744	33.798	189	29.524	224	24.422	195	233	7	1:53.529	33.777	190	29.521	224	50.231		235
4	1:27.599	33.587	189	29.496	224	24.516	194	234									
21 Sebastian Asch, DEU/ Luca Ludwig, DEU									theoretical besttime: 1:26.838								
1	11:30.281	10:26.038	161	34.580	213	29.663	194		4	1:27.029	32.960	194	29.611	229	24.458	199	241
2	1:39.200	39.546	96	34.648	223	25.006	199	168	5	1:29.740	33.306	194	29.468	229	26.966	198	240
3	1:27.145	33.160	194	29.575	229	24.410	198	240									



ADAC GT Masters

Lap analysis Qualifying 2

Provisional



Oschersleben, Length: 3696 m

Air temperature: 22.3°C

Track temperature: 26.8°C

Weather condition: Dry

DMSB
Deutscher Motor Sport Bund e.V.

Reg. Nr.: 101/2015

Friday 24.4.2015 17:38

Lap	Time	SE1	SP1	SE2	SP2	SE3	SP3	TSP	Lap	Time	SE1	SP1	SE2	SP2	SE3	SP3	TSP
22	Dominic Jöst, DEU/ Florian Scholze, DEU								theoretical besttime: 1:27.296								
1	2:37.323	1:29.011	135	39.686	190	28.626	170		7	1:49.682	34.145	190	31.508	228	44.029		242
2	1:35.641	36.362	193	33.579	199	25.700	200	210	8	7:23.759	6:28.258	192	30.557	230	24.944	201	
3	1:28.433	33.661	194	29.886	231	24.886	202	238	9	1:28.169	33.427	196	29.902	229	24.840	200	240
4	1:27.629	33.352	196	29.553	231	24.724	200	239	10	1:27.635	33.320	196	29.620	232	24.695	202	241
5	1:27.662	33.424	194	29.643	230	24.595	202	240									
6	1:27.407	33.148	197	29.605	230	24.654	202	241									

23	Marc Gassner, DEU/ Florian Strauss, DEU								theoretical besttime: 1:27.286								
1	10:46.683	9:42.331	131	35.621	179	28.731	164		6	1:27.556	33.325	195	29.608	229	24.623	201	242
2	1:43.793	37.847	137	34.028	194	31.918	202	157	7	1:32.081	33.330	195	29.521	232	29.230	203	242
3	1:27.605	33.454	195	29.536	230	24.615	201	242	8	1:52.097	36.306	193	31.957	225	43.834		243
4	1:33.105	34.393	180	32.678	202	26.034	202	242									
5	1:27.359	33.398	192	29.452	231	24.509	201	242									

24	Florian Stoll, DEU/ Marc Basseng, DEU								theoretical besttime: 1:27.804								
1	14:07.592	13:03.590	88	36.618	211	27.384	187		5	1:29.760	33.624	188	29.868	223	26.268	187	234
2	1:33.171	35.335	183	32.169	218	25.667	196	228	6	1:35.250	35.567	184	31.830	191	27.853	194	221
3	1:28.507	33.864	187	29.841	222	24.802	193	233	7	1:28.196	33.676	187	29.715	221	24.805	194	232
	1:28.139	33.596	188	29.761	222	24.782	194	233	8	1:27.970	33.686	189	29.621	223	24.663	194	231
4	1:28.130	33.520	187	29.768	220	24.842	193	232									

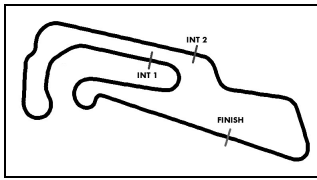
25	Tomas Enge, CZE/ Oliver Gavin, GBR								theoretical besttime: 1:28.800								
1	10:42.457	9:39.571	175	35.080	195	27.806	199		6	1:29.016	33.608	196	30.156	233	25.252	199	244
2	1:31.578	34.893	192	31.098	230	25.587	200	242	7	1:28.892	33.537	197	30.123	232	25.232	201	243
3	1:29.841	34.070	196	30.500	231	25.271	200	244	8	1:51.599	33.773	196	31.855	229	45.971		244
4	1:29.332	33.584	197	30.301	231	25.447	200	244									
5	1:29.198	33.684	198	30.374	231	25.140	202	244									

36	Christian Engelhart, DEU/ Klaus Bachler, AUT								theoretical besttime: 1:27.288								
1	11:32.060	10:32.154	181	32.606	220	27.300	193		6	1:31.933	34.971	186	31.921	226	25.041	198	239
2	1:30.948	35.043	188	30.584	224	25.321	196	234	7	1:27.946	33.287	191	29.551	226	25.108	186	238
3	1:28.148	33.503	185	29.768	226	24.877	198	237	8	1:46.322	33.568	191	30.776	225	41.978		234
4	1:27.381	33.133	190	29.644	225	24.604	198	238	9	4:05.490	2:20.460	115	39.638	140	1:05.392		
5	1:27.753	33.210	192	29.655	227	24.888	197	239									

42	Hari Proczyk, AUT/ Andreas Simonsen, SWE								theoretical besttime: 1:27.051								
1	10:46.085	9:45.939	183	33.250	216	26.896	195		6	1:27.051	33.131	192	29.394	228	24.526	198	239
2	1:40.206	34.914	189	32.439	182	32.853	198	233	7	1:27.341	33.182	192	29.508	228	24.651	199	237
3	1:28.534	33.552	188	29.874	227	25.108	197	238	8	1:31.787	33.225	192	33.191	179	25.371	197	238
4	1:27.372	33.256	192	29.438	228	24.678	198	238	9	1:32.216	33.411	192	32.243	178	26.562	197	237
5	1:27.220	33.249	192	29.394	227	24.577	198	238									

66	Andreas Wirth, DEU/ Daniel Keilwitz, DEU								theoretical besttime: 1:26.986								
1	2:01.124	55.576	157	36.487	182	29.061	191		6	1:27.129	33.201	193	29.423	230	24.505	203	241
2	1:35.512	37.477	189	31.346	224	26.689	203	205	7	1:45.569	33.206	193	29.593	232	42.770		241
3	1:27.550	33.352	192	29.613	230	24.585	204	240	8	11:17.311	10:22.208	191	30.207	230	24.896	203	
4	1:27.044	33.087	192	29.417	231	24.540	204	241	9	1:27.399	33.313	193	29.394	230	24.692	202	240
5	1:30.304	33.168	192	30.656	174	26.480	204	241	10	1:52.352	33.491	195	31.711	196	47.150		240

69	Patrick Assenheimer, DEU/ Diego Alessi, ITA								theoretical besttime: 1:27.566								
1	12:33.982	11:16.659	106	42.881	147	34.442	150		6	1:27.917	33.394	195	29.658	230	24.865	201	242
2	1:47.949	40.024	142	36.407	162	31.518	200	164	7	1:27.566	33.302	193	29.536	231	24.728	199	242
3	1:35.444	34.148	192	32.562	148	28.734	201	242	8	1:28.445	33.409	193	29.639	231	25.397	181	241
4	1:28.328	33.524	194	29.708	229	25.096	201	243	9	1:36.412	37.013	191	32.105	209	27.294	200	187
5	1:27.755	33.320	193	29.624	231	24.811	200	242									



ADAC GT Masters

Lap analysis Qualifying 2

Provisional



Oschersleben, Length: 3696 m

Air temperature: 22.3°C

Track temperature: 26.8°C

Weather condition: Dry

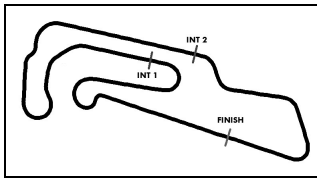


Reg. Nr.: 101/2015

Friday 24.4.2015 17:38

Lap	Time	SE1	SP1	SE2	SP2	SE3	SP3	TSP	Lap	Time	SE1	SP1	SE2	SP2	SE3	SP3	TSP
80 Jens Klingmann, DEU/ Dominik Baumann, AUT									theoretical besttime: 1:27.185								
1	5:02.619	4:00.455	162	35.108	212	27.056	189		5	1:27.315	33.335	188	29.408	222	24.572	195	234
2	1:36.615	36.980	185	31.018	220	28.617	137	224	6	1:27.490	33.310	187	29.520	221	24.660	194	233
3	1:32.299	36.884	188	30.412	221	25.003	195	211									
4	1:27.306	33.378	186	29.461	223	24.467	195	233									

Lap	Time	SE1	SP1	SE2	SP2	SE3	SP3	TSP	Lap	Time	SE1	SP1	SE2	SP2	SE3	SP3	TSP
100 Daniel Dobitsch, AUT/ Edward Sandström, SWE									theoretical besttime: 1:27.578								
1	11:47.520	10:44.356	174	35.086	202	28.078	188		6	1:27.761	33.453	188	29.570	225	24.738	196	233
2	1:32.946	35.461	183	31.529	211	25.956	195	221	7	1:27.599	33.453	188	29.447	224	24.699	195	234
3	1:28.475	33.855	188	29.724	222	24.896	196	233	8	1:31.560	33.996	187	32.430	223	25.134	195	234
4	1:28.128	33.612	188	29.517	224	24.999	195	234									
5	1:27.864	33.432	188	29.579	224	24.853	194	234									



ADAC GT Masters

Vmax list Qualifying 2

Provisional



Oschersleben, Length: 3696 m

Air temperature: 22.3°C

Track temperature: 26.8°C

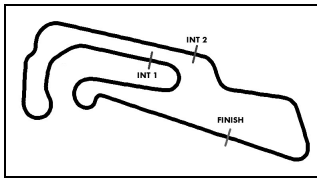
Weather condition: Dry



Reg. Nr.: 101/2015

Friday 24.4.2015 17:38

Nr	Team, Car, Driver, Nat	Top speed
25	Reiter Engineering, Camaro GT3 Enge Tomas , CZE Gavin Oliver , GBR	244,15 km/h
23	MRS GT Racing, Nissan GT-R Nismo GT3 Gassner Marc , DEU Strauss Florian , DEU	242,88 km/h
69	Callaway Competition, Corvette Z06.R GT3 Assenheimer Patrick , DEU Alessi Diego , ITA	242,82 km/h
22	MRS GT Racing, Nissan GT-R Nismo GT3 Jöst Dominic , DEU Scholze Florian , DEU	242,11 km/h
66	Callaway Competition, Corvette Z06.R GT3 Wirth Andreas , DEU Keilwitz Daniel , DEU	241,30 km/h
21	Team Zakspeed, Mercedes-Benz SLS AMG GT3 Asch Sebastian , DEU Ludwig Luca , DEU	240,59 km/h
13	RWT-Racing Team, Corvette Z06.R GT3 Lips Remo , CHE Barth Sven , DEU	239,52 km/h
36	Schütz Motorsport, Porsche 911 GT3 R Engelhart Christian , DEU Bachler Klaus , AUT	239,41 km/h
42	HP Racing, Mercedes-Benz SLS AMG GT3 Proczyk Hari , AUT Simonsen Andreas , SWE	238,82 km/h
8	Bentley Team HTP, Bentley Continental GT3 Hamprecht Fabian , DEU Schmid Clemens , AUT	238,24 km/h
7	Bentley Team HTP, Bentley Continental GT3 Stolz Luca , DEU Bleekemolen Jeroen , NLD	237,66 km/h
16	YACO Racing, Audi R8 LMS ultra Frey Rahel , CHE Geipel Philip , DEU	236,56 km/h
19	BMW Sports Trophy Team Schubert, BMW Z4 GT3 Hürtgen Claudia , DEU Krohn Jesse , FIN	235,63 km/h
80	BMW Sports Trophy Team Schubert, BMW Z4 GT3 Klingmann Jens , DEU Baumann Dominik , AUT	234,29 km/h



ADAC GT Masters

Vmax list Qualifying 2

Provisional



Oschersleben, Length: 3696 m

Air temperature: 22.3°C

Track temperature: 26.8°C

Weather condition: Dry



Reg. Nr.: 101/2015

Friday 24.4.2015 17:38

Nr	Team, Car, Driver, Nat	Top speed
24	kfzteile24 MS Racing, Audi R8 LMS ultra Stoll Florian , DEU Basseng Marc , DEU	234,24 km/h
100	kfzteile24 MS Racing, Audi R8 LMS ultra Dobitsch Daniel , AUT Sandström Edward , SWE	234,18 km/h
3	C. Abt Racing, Audi R8 LMS ultra Weishaupt Andreas , DEU Jöns Christer , DEU	233,78 km/h
1	C. Abt Racing, Audi R8 LMS ultra Wackerbauer Stefan , DEU van der Linde Kelvin , ZAF	232,81 km/h
2	C. Abt Racing, Audi R8 LMS ultra Pepper Jorand Lee , ZAF Thiim Nicki , DNK	231,86 km/h