

ADAC GT Masters

Result List Qualifying 1



Provisional

Oschersleben, Length: 3696 m

Air temperature: 22.8°C

Track temperature: 23.7°C

Weather condition: Dry

DMSB Reg. Nr.: 101/2015
Deutscher Motor Sport Bund e.V.

Friday 24.4.2015 16:55

started : 20 classified : 20 not classified : 0

	Drivers	Team	Car	Lap	Best Time	Gap	Diff	Kph	Day Time
1	7 L.Stolz/J.Bleekemolen	Bentley Team HTP	Bentley Continental GT3	4	1:27.563			152,0	17:12:39
2	36 C.Engelhart/K.Bachler	Schütz Motorsport	Porsche 911 GT3 R	5	1:27.600	0.037	0.037	151,9	17:11:49
3	80 J.Klingmann/D.Baumann	BMW Sports Trophy Team Schubert	BMW Z4 GT3	7	1:27.619	0.056	0.019	151,9	17:27:37
4	21 S.Asch/L.Ludwig	Team Zakspeed	Mercedes-Benz SLS AMG GT3	5	1:27.636	0.073	0.017	151,8	17:12:47
5	22 D.Jöst(*G*)/F.Scholze(*G*)	MRS GT Racing	Nissan GT-R Nismo GT3	4	1:27.667	0.104	0.031	151,8	17:07:26
6	8 F.Hamprecht/C.Schmid	Bentley Team HTP	Bentley Continental GT3	4	1:27.672	0.109	0.005	151,8	17:12:49
7	66 A.Wirth/D.Keilwitz	Callaway Competition	Corvette Z06.R GT3	6	1:27.692	0.129	0.020	151,7	17:12:53
8	42 H.Proczyk/A.Simonsen	HP Racing	Mercedes-Benz SLS AMG GT3	6	1:27.876	0.313	0.184	151,4	17:09:48
9	2 J.Pepper/N.Thiim	C. Abt Racing	Audi R8 LMS ultra	4	1:27.935	0.372	0.059	151,3	17:14:29
10	19 C.Hürtgen/J.Krohn	BMW Sports Trophy Team Schubert	BMW Z4 GT3	6	1:27.997	0.434	0.062	151,2	17:26:10
11	1 S.Wackerbauer/K.van der Linde	C. Abt Racing	Audi R8 LMS ultra	7	1:28.161	0.598	0.164	150,9	17:06:11
12	16 R.Frey/P.Geipel	YACO Racing	Audi R8 LMS ultra	4	1:28.195	0.632	0.034	150,9	17:13:23
13	24 F.Stoll/M.Basseng	kfzteile24 MS Racing	Audi R8 LMS ultra	8	1:28.349	0.786	0.154	150,6	17:27:46
14	25 T.Engel/O.Gavin	Reiter Engineering	Camaro GT3	5	1:28.365	0.802	0.016	150,6	17:13:52
15	100 D.Dobitsch/E.Sandström	kfzteile24 MS Racing	Audi R8 LMS ultra	9	1:28.380	0.817	0.015	150,5	17:26:22
16	23 M.Gassner(*G*)/F.Strauss	MRS GT Racing	Nissan GT-R Nismo GT3	10	1:28.431	0.868	0.051	150,5	17:12:36
17	69 P.Assenheimer/D.Alessi	Callaway Competition	Corvette Z06.R GT3	12	1:28.794	1.231	0.363	149,8	17:29:25
18	13 R.Lips(*G*)/S.Barth	RWT-Racing Team	Corvette Z06.R GT3	4	1:29.288	1.725	0.494	149,0	17:06:07
19	3 A.Weishaupt(*G*)/C.Jöns	C. Abt Racing	Audi R8 LMS ultra	5	1:29.304	1.741	0.016	149,0	17:14:45
	12 J.Knoll(*G*)/L.Marionek	Senkyr Motorsport	BMW Z4 GT3	0					

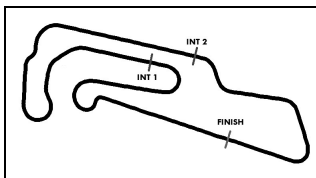
(*G*) marks the gentlemen driver

Subject to final scrutineering!

Publications Time:

Clerk of the course:

Time Keeping:



ADAC GT Masters

Lap analysis Qualifying 1

Provisional



Oschersleben, Length: 3696 m

Air temperature: 22.8°C

Track temperature: 23.7°C

Weather condition: Dry



Reg. Nr.: 101/2015

Friday 24.4.2015 16:55

Lap	Time	SE1	SP1	SE2	SP2	SE3	SP3	TSP	Lap	Time	SE1	SP1	SE2	SP2	SE3	SP3	TSP
1 Stefan Wackerbauer, DEU/ Kelvin van der Linde, ZAF									theoretical besttime: 1:28.022								
1	2:13.578	1:08.466	138	36.665	158	28.447	178		8	1:48.609	34.401	186	30.720	220	43.488		229
2	1:30.966	35.866	180	30.439	218	24.661	192	220	9	6:01.395	5:05.511	180	30.888	219	24.996	190	
3	1:28.446	34.053	187	29.776	220	24.617	191	230	10	1:48.542	34.009	187	29.895	214	44.638		229
4	1:28.162	33.832	188	29.708	220	24.622	192	229	11	9:56.129	9:00.729	184	30.432	219	24.968	191	
5	1:28.309	33.942	187	29.649	220	24.718	191	229	12	1:28.273	33.896	187	29.660	221	24.717	192	229
6	1:33.659	34.927	183	32.134	207	26.598	193	230	13	1:28.355	33.800	187	29.685	221	24.870	187	230
7	1:28.161	33.902	186	29.605	222	24.654	191	230	14	1:49.152	35.126	186	31.014	220	43.012		213

2 Jorand Lee Pepper, ZAF/ Nicki Thiim, DNK									theoretical besttime: 1:27.604								
1	15:01.899	13:55.034	100	37.493	157	29.372	191		5	1:57.310	33.613	186	34.657	147	49.040		230
2	1:31.649	34.837	184	30.559	220	26.253	194	229	6	8:10.786	7:14.278	183	30.941	219	25.567	193	
3	1:28.331	33.811	187	29.754	219	24.766	193	231	7	1:28.222	33.741	186	29.642	221	24.839	193	229
4	1:27.935	33.719	187	29.618	221	24.598	191	230	8	1:50.599	33.455	187	29.551	221	47.593		230

3 Andreas Weishaupt, DEU/ Christer Jöns, DEU									theoretical besttime: 1:29.125								
1	12:08.872	10:49.086	178	34.268	216	45.518			6	2:08.493	38.438	129	41.108	142	48.947		231
2	3:07.356	2:09.262	182	32.469	222	25.625	194		7	8:11.015	7:14.809	184	30.911	221	25.295	192	
3	1:30.090	34.343	186	30.367	222	25.380	194	229	8	1:29.533	33.998	186	30.355	221	25.180	193	230
4	1:29.974	34.451	185	30.281	221	25.242	193	230	9	1:29.375	33.980	185	30.236	222	25.159	192	231
5	1:29.304	34.159	186	30.126	222	25.019	192	230	10	2:04.923	38.903	130	38.528	160	47.492		227

7 Luca Stolz, DEU/ Jeroen Bleekemolen, NLD									theoretical besttime: 1:27.408								
1	13:12.760	12:07.417	166	35.369	175	29.974	194		4	1:27.563	33.745	190	29.353	224	24.465	197	236
2	1:30.755	34.846	188	30.767	224	25.142	193	231	5	1:27.885	33.590	190	29.447	225	24.848	196	235
3	1:28.131	33.850	190	29.605	225	24.676	195	234	6	1:54.444	36.341	188	31.247	215	46.856		236

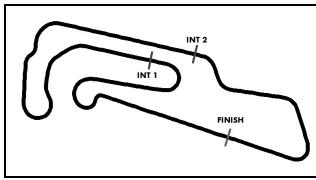
8 Fabian Hamprecht, DEU/ Clemens Schmid, AUT									theoretical besttime: 1:27.609								
1	13:23.996	12:19.687	160	37.588	220	26.721	193		4	1:27.672	33.481	190	29.568	225	24.623	195	236
2	1:29.972	34.514	189	30.540	224	24.918	197	234	5	1:27.982	33.612	191	29.505	225	24.865	195	235
3	1:28.341	33.736	190	29.671	226	24.934	195	237	6	2:01.788	33.561	190	38.667	143	49.560		236

12 Jacob Knoll, CZE/ Lennart Marioneck, DEU									theoretical besttime:								
1	13:46.116	11:29.338	54	1:05.713	99	1:11.065											

13 Remo Lips, CHE/ Sven Barth, DEU									theoretical besttime: 1:29.266								
1	6:33.831	5:27.753	130	37.272	185	28.806	195		5	1:32.084	33.816	190	32.418	226	25.850	198	238
2	1:34.360	36.625	188	31.926	225	25.809	198	234	6	1:29.619	33.767	193	30.559	228	25.293	197	238
3	1:29.723	34.095	192	30.347	227	25.281	197	238	7	1:30.392	33.978	191	30.825	228	25.589	197	238
4	1:29.288	33.789	191	30.302	228	25.197	197	237	8	1:47.398	33.979	191	30.419	229	43.000		238

16 Rahel Frey, CHE/ Philip Geipel, DEU									theoretical besttime: 1:27.968								
1	13:46.125	12:44.654	162	35.067	187	26.404	195		6	2:00.773	39.145	156	34.958	169	46.670		200
2	1:40.241	35.074	186	31.410	222	33.757	193	233	7	8:02.764	7:06.806	183	30.583	222	25.375	192	
3	1:28.576	33.910	189	29.983	223	24.683	194	233	8	1:28.407	33.816	188	29.785	225	24.806	195	233
4	1:28.195	33.500	188	29.965	222	24.730	196	231	9	1:49.267	33.727	189	31.054	222	44.486		233
5	1:35.788	33.748	189	30.745	143	31.295	195	233									

19 Claudia Hürtgen, DEU/ Jesse Krohn, FIN									theoretical besttime: 1:27.922								
1	15:31.592	14:14.763	137	44.782	84	32.047	171		6	1:27.997	33.636	187	29.654	224	24.707	194	233
2	1:40.330	38.809	182	35.393	217	26.128	194		7	1:28.289	33.621	187	29.751	225	24.917	195	235
3	1:30.099	34.630	184	30.486	222	24.983	195	233	8	1:28.342	33.561	190	29.876	224	24.905	195	235
4	1:48.364	33.893	189	29.820	224	44.651		231	9	1:50.670	35.666	184	31.653	214	43.351		233
5	9:11.981	8:11.692	186	31.070	187	29.219	196										



ADAC GT Masters

Lap analysis Qualifying 1

Provisional



Oschersleben, Length: 3696 m

Air temperature: 22.8°C

Track temperature: 23.7°C

Weather condition: Dry



Reg. Nr.: 101/2015

Friday 24.4.2015 16:55

Lap	Time	SE1	SP1	SE2	SP2	SE3	SP3	TSP	Lap	Time	SE1	SP1	SE2	SP2	SE3	SP3	TSP
21	Sebastian Asch, DEU/ Luca Ludwig, DEU								theoretical besttime: 1:27.589								
1	11:46.477	10:41.637	178	36.264	146	28.576	195		5	1:27.636	33.227	193	29.683	229	24.726	199	240
2	1:34.947	34.662	191	31.575	224	28.710	198	236	6	1:27.824	33.392	193	29.753	228	24.679	199	239
3	1:30.387	34.084	193	30.452	229	25.851	200	239	7	1:49.371	33.485	192	31.526	189	44.360		240
4	1:28.310	33.606	193	29.767	230	24.937	199	240									

22	Dominic Jöst, DEU/ Florian Scholze, DEU								theoretical besttime: 1:27.454								
1	7:58.962	6:55.675	137	36.290	156	26.997	196		8	3:16.585	2:00.900	194	30.461	228	45.224		
2	1:31.030	35.243	192	30.495	227	25.292	199	235	9	9:11.125	8:12.860	166	31.046	228	27.219	199	
3	1:29.030	34.239	192	29.945	229	24.846	199	238	10	1:28.111	33.810	196	29.628	230	24.673	199	239
4	1:27.667	33.377	194	29.817	229	24.473	199	238	11	1:30.394	33.471	193	31.149	230	25.774	201	240
5	1:28.073	33.401	194	29.695	230	24.977	198	239	12	1:28.118	33.505	196	29.789	229	24.824	197	240
6	1:27.926	33.442	195	29.604	231	24.880	201	239	13	1:50.502	35.963	171	31.389	224	43.150		213
7	1:52.892	34.649	182	33.711	154	44.532		240									

23	Marc Gassner, DEU/ Florian Strauss, DEU								theoretical besttime: 1:28.374								
1	4:01.499	2:51.661	143	39.943	166	29.895	184		7	1:29.344	33.752	195	30.433	229	25.159	199	238
2	1:38.727	37.369	176	34.292	213	27.066	198	228	8	1:28.838	33.699	195	30.196	230	24.943	200	239
3	1:32.068	34.527	192	31.785	224	25.756	198	236	9	1:28.905	33.691	191	30.243	229	24.971	199	240
4	1:29.714	33.878	194	30.632	227	25.204	198	238	10	1:28.431	33.432	195	29.999	228	25.000	198	240
5	1:29.402	33.831	195	30.232	229	25.339	198	238	11	1:30.385	33.638	195	30.183	228	26.564	199	238
6	1:29.342	33.907	194	30.332	228	25.103	198	238	12	1:53.240	33.677	195	31.856	187	47.707		239

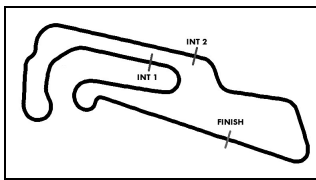
24	Florian Stoll, DEU/ Marc Basseng, DEU								theoretical besttime: 1:28.227								
1	14:47.778	13:42.396	178	38.186	215	27.196	192		6	8:23.637	7:25.203	183	31.683	218	26.751	195	
2	1:36.706	36.131	185	31.706	191	28.869	155	188	7	1:28.713	33.634	186	30.024	223	25.055	194	231
3	1:35.097	37.345	186	32.607	223	25.145	195	182	8	1:28.349	33.530	185	29.881	224	24.938	196	230
4	1:28.669	33.757	187	29.951	223	24.961	194	231	9	1:28.374	33.408	188	30.023	223	24.943	192	233
5	1:57.283	33.530	188	35.832	149	47.921		234									

25	Tomas Enge, CZE/ Oliver Gavin, GBR								theoretical besttime: 1:28.071								
1	12:52.965	11:49.080	179	36.559	218	27.326	196		4	1:28.569	34.129	194	29.661	233	24.779	199	243
2	1:33.657	35.964	191	31.770	230	25.923	199	220	5	1:28.365	33.631	195	29.715	230	25.019	200	241
3	1:28.550	33.829	196	29.902	234	24.819	201	241	6	1:46.709	33.662	194	29.722	232	43.325		241

36	Christian Engelhart, DEU/ Klaus Bachler, AUT								theoretical besttime: 1:27.489								
1	10:52.651	9:48.871	177	35.306	161	28.474	194		5	1:27.600	33.236	190	29.695	226	24.669	195	236
2	1:30.069	34.316	187	30.560	224	25.193	198	234	6	1:27.615	33.362	190	29.645	226	24.608	197	236
3	1:27.702	33.420	188	29.646	226	24.636	196	236	7	1:50.507	35.267	186	31.524	220	43.716		237
4	1:31.695	33.267	191	30.778	171	27.650	197	237									

42	Hari Proczyk, AUT/ Andreas Simonsen, SWE								theoretical besttime: 1:27.522								
1	7:19.693	6:15.378	134	36.281	218	28.034	194		8	3:00.445	2:03.299	183	31.676	225	25.470	199	
2	1:34.290	36.343	187	32.092	223	25.855	197	229	9	1:56.892	35.894	141	35.803	218	45.195		237
3	1:29.631	33.937	191	30.591	227	25.103	197	235	10	8:13.897	7:14.903	188	31.564	224	27.430	198	
4	1:27.953	33.440	191	29.836	228	24.677	197	235	11	1:29.307	33.517	192	30.639	226	25.151	198	238
5	1:28.842	33.379	190	29.997	229	25.466	197	237	12	1:29.047	33.351	192	30.171	228	25.525	197	238
6	1:27.876	33.123	192	29.722	227	25.031	197	237	13	1:28.144	33.359	193	29.858	229	24.927	197	239
7	1:47.435	34.377	190	30.375	227	42.683		237	14	1:56.976	38.437	179	34.013	200	44.526		224

66	Andreas Wirth, DEU/ Daniel Keilwitz, DEU								theoretical besttime: 1:27.598								
1	10:26.304	9:22.205	182	35.465	156	28.634	194		6	1:27.692	33.381	193	29.603	230	24.708	202	241
2	1:32.733	35.700	189	31.684	228	25.349	201	233	7	1:46.302	33.618	192	30.068	231	42.616		238
3	1:29.104	33.932	193	30.107	229	25.065	203	238	8	10:43.819	9:47.451	191	31.123	225	25.245	202	
4	1:29.479	33.371	195	30.390	229	25.718	204	240	9	1:29.847	34.527	191	30.275	229	25.045	202	239
5	1:27.954	33.617	193	29.713	230	24.624	204	241	10	1:45.596	33.517	194	29.924	229	42.155		241



ADAC GT Masters

Lap analysis Qualifying 1

Provisional



Oschersleben, Length: 3696 m

Air temperature: 22.8°C

Track temperature: 23.7°C

Weather condition: Dry

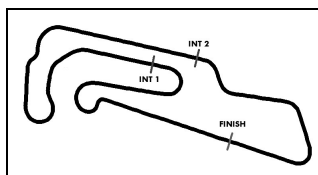
DMSB Reg. Nr.: 101/2015
Deutscher Motor-Sport Bund e.V.

Friday 24.4.2015 16:55

Lap	Time	SE1	SP1	SE2	SP2	SE3	SP3	TSP	Lap	Time	SE1	SP1	SE2	SP2	SE3	SP3	TSP
69 Patrick Assenheimer, DEU/ Diego Alessi, ITA									theoretical besttime: 1:28.282								
1	10:57.165	9:48.923	116	38.338	167	29.904	175		8	2:04.866	40.754	146	36.477	181	47.635		165
2	1:37.300	38.558	190	32.624	224	26.118	202	152	9	7:48.612	6:49.117	187	32.659	225	26.836	200	
3	1:29.612	34.066	192	30.229	229	25.317	200	240	10	1:29.829	33.863	192	30.642	229	25.324	199	241
4	1:28.911	33.593	193	29.989	230	25.329	200	241	11	1:29.224	33.674	191	30.540	229	25.010	200	241
5	1:28.914	33.828	193	29.855	230	25.231	200	241	12	1:28.794	33.527	193	30.189	228	25.078	201	241
6	1:28.849	33.914	191	29.745	230	25.190	200	241									
7	1:33.328	33.669	192	31.555	184	28.104	171	240									

80 Jens Klingmann, DEU/ Dominik Baumann, AUT									theoretical besttime: 1:27.591								
1	15:30.433	14:14.109	130	42.722	83	33.602	163		5	9:14.240	8:14.092	184	31.044	220	29.104	194	
2	1:39.972	39.249	180	32.767	218	27.956	190	142	6	1:27.825	33.592	187	29.514	223	24.719	195	231
3	1:30.665	35.368	182	30.305	220	24.992	193	229	7	1:27.619	33.491	187	29.381	223	24.747	194	232
4	1:46.439	33.848	186	29.575	221	43.016		231	8	1:45.147	33.578	187	29.591	221	41.978		232

100 Daniel Dobitsch, AUT/ Edward Sandström, SWE									theoretical besttime: 1:28.132								
1	12:31.340	11:13.177	127	44.589	107	33.574	158		6	1:32.316	33.627	188	30.003	218	28.686	141	231
2	1:42.638	40.452	182	34.683	207	27.503	192	191	7	2:04.097	39.506	168	36.750	173	47.841		161
3	1:32.901	35.408	183	31.292	220	26.201	193	228	8	7:33.455	6:33.091	184	31.649	217	28.715	193	
4	1:29.014	34.015	186	30.031	221	24.968	194	230	9	1:28.380	33.857	187	29.737	222	24.786	193	229
5	1:28.606	33.736	188	30.102	217	24.768	194	231	10	1:54.820	33.775	186	36.795	205	44.250		231



ADAC GT Masters

Vmax list Qualifying 1

Provisional



Oschersleben, Length: 3696 m

Air temperature: 22.8°C

Track temperature: 23.7°C

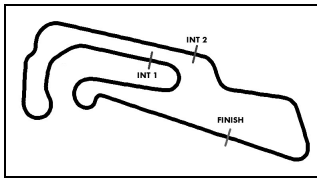
Weather condition: Dry



Reg. Nr.: 101/2015

Friday 24.4.2015 16:55

Nr	Team, Car, Driver, Nat	Top speed
25	Reiter Engineering, Camaro GT3 Enge Tomas , CZE Gavin Oliver , GBR	242,71 km/h
69	Callaway Competition, Corvette Z06.R GT3 Assenheimer Patrick , DEU Alessi Diego , ITA	241,19 km/h
66	Callaway Competition, Corvette Z06.R GT3 Wirth Andreas , DEU Keilwitz Daniel , DEU	241,08 km/h
21	Team Zakspeed, Mercedes-Benz SLS AMG GT3 Asch Sebastian , DEU Ludwig Luca , DEU	240,05 km/h
23	MRS GT Racing, Nissan GT-R Nismo GT3 Gassner Marc , DEU Strauss Florian , DEU	240,05 km/h
22	MRS GT Racing, Nissan GT-R Nismo GT3 Jöst Dominic , DEU Scholze Florian , DEU	239,95 km/h
42	HP Racing, Mercedes-Benz SLS AMG GT3 Proczyk Hari , AUT Simonsen Andreas , SWE	238,77 km/h
13	RWT-Racing Team, Corvette Z06.R GT3 Lips Remo , CHE Barth Sven , DEU	238,24 km/h
8	Bentley Team HTP, Bentley Continental GT3 Hamprecht Fabian , DEU Schmid Clemens , AUT	237,08 km/h
36	Schütz Motorsport, Porsche 911 GT3 R Engelhart Christian , DEU Bachler Klaus , AUT	236,87 km/h
7	Bentley Team HTP, Bentley Continental GT3 Stolz Luca , DEU Bleekemolen Jeroen , NLD	236,30 km/h
19	BMW Sports Trophy Team Schubert, BMW Z4 GT3 Hürtgen Claudia , DEU Krohn Jesse , FIN	234,65 km/h
24	kfzteile24 MS Racing, Audi R8 LMS ultra Stoll Florian , DEU Basseng Marc , DEU	233,62 km/h
16	YACO Racing, Audi R8 LMS ultra Frey Rahel , CHE Geipel Philip , DEU	233,37 km/h



ADAC GT Masters

Vmax list Qualifying 1

Provisional



Oschersleben, Length: 3696 m

Air temperature: 22.8°C

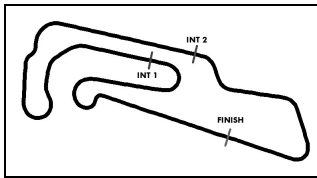
Track temperature: 23.7°C

Weather condition: Dry

DMSB Reg. Nr.: 101/2015
Deutscher Motor Sport Bund e.V.

Friday 24.4.2015 16:55

Nr	Team, Car, Driver, Nat	Top speed
80	BMW Sports Trophy Team Schubert, BMW Z4 GT3 Klingmann Jens , DEU Baumann Dominik , AUT	232,36 km/h
3	C. Abt Racing, Audi R8 LMS ultra Weishaupt Andreas , DEU Jöns Christer , DEU	231,41 km/h
2	C. Abt Racing, Audi R8 LMS ultra Pepper Jorand Lee , ZAF Thiim Nicki , DNK	231,16 km/h
100	kfzteile24 MS Racing, Audi R8 LMS ultra Dobitsch Daniel , AUT Sandström Edward , SWE	230,76 km/h
1	C. Abt Racing, Audi R8 LMS ultra Wackerbauer Stefan , DEU van der Linde Kelvin , ZAF	230,17 km/h
12	Senkyr Motorsport, BMW Z4 GT3 Knoll Jacob , CZE Marioneck Lennart , DEU	km/h



ADAC GT Masters

Start Grid Race 1

Provisional



Oschersleben, Length: 3696 m

Air temperature: 12.8°C

Track temperature: 14.2°C

Weather condition: Dry

DMSB Reg. Nr.: 101/2015
Deutscher Motor Sport Bund e.V.

Saturday 25.4.2015 13:15

POLE POSITION

7 Bentley Team HTP Luca Stolz*/ Jeroen Bleekemolen	1:27.563	1	36 Schütz Motorsport Christian Engelhart*/ Klaus Bachler	1:27.600
80 BMW Sports Trophy Team Schube Jens Klingmann*/ Dominik Baumann	1:27.619	2	21 Team Zakspeed Sebastian Asch*/ Luca Ludwig	1:27.636
22 MRS GT Racing Dominic Jöst*/ Florian Scholze	1:27.667	3	8 Bentley Team HTP Fabian Hamprecht*/ Clemens Schmid	1:27.672
66 Callaway Competition Andreas Wirth*/ Daniel Keilwitz	1:27.692	4	42 HP Racing Hari Proczyk*/ Andreas Simonsen	1:27.876
2 C. Abt Racing Jorand Lee Pepper*/ Nicki Thiim	1:27.935	5	19 BMW Sports Trophy Team Schube Claudia Hürtgen*/ Jesse Krohn	1:27.997
1 C. Abt Racing Stefan Wackerbauer*/ Kelvin van der Linde	1:28.161	6	16 YACO Racing Rahel Frey*/ Philip Geipel	1:28.195
24 kfzteile24 MS Racing Florian Stoll*/ Marc Basseng	1:28.349	7	25 Reiter Engineering Tomas Enge*/ Oliver Gavin	1:28.365
100 kfzteile24 MS Racing Daniel Dobitsch*/ Edward Sandström	1:28.380	8	23 MRS GT Racing Marc Gassner*/ Florian Strauss	1:28.431
69 Callaway Competition Patrick Assenheimer*/ Diego Alessi	1:28.794	9	13 RWT-Racing Team Remo Lips*/ Sven Barth	1:29.288
3 C. Abt Racing Andreas Weishaupt*/ Christer Jöns	1:29.304	10	12 Senkyr Motorsport Jacob Knoll*/ Lennart Marioneck	

* Marks the starting driver

Publications Time:

Clerk of the course:

Time Keeping: