

ADAC Formel 4

Result List Qualifying G2



Provisional

DMSB Reg. Nr.: 104/2015
Deutscher Motor Sport Bund e.V.



Oschersleben, Length: 3696 m
Air temperature: 23.4°C
Track temperature: 24.5°C
Weather condition: Dry

Sunday 24.5.2015 16:20

started : 19 classified : 19 not classified : 0

#	Competitor	Sponsor	Lap	Best Time	Gap	Diff	Kph	Day Time
Cl.	Drivers	Car						
1	28 HTP Juniorteam J.Esmeijer(NLD)	ADAC Formel 4 powered by Abarth	10	1:26.440			153,9	16:45:25
2	10 Motopark M.Waldherr(DEU)	ADAC Formel 4 powered by Abarth	4	1:26.867	0.427	0.427	153,2	16:36:06
3	99 Prema Powerteam SRL A.Ralf(EST)	ADAC Formel 4 powered by Abarth	10	1:26.873	0.433	0.006	153,2	16:43:52
4	7 Motopark J.Eriksson(SWE)	ADAC Formel 4 powered by Abarth	8	1:26.915	0.475	0.042	153,1	16:41:56
5	26 Van Amersfoort Racing H.Newey(GBR)	ADAC Formel 4 powered by Abarth	6	1:27.238	0.798	0.323	152,5	16:38:51
6	4 ADAC Berlin-Brandenburg e.V. R.Shwartzman(ITA)	ADAC Formel 4 powered by Abarth	11	1:27.239	0.799	0.001	152,5	16:46:10
7	9 Motopark R J.Cecotto(DEU)	ADAC Formel 4 powered by Abarth	6	1:27.384	0.944	0.145	152,3	16:38:31
8	1 Neuhauser Racing K.Schramm(DEU)	ADAC Formel 4 powered by Abarth	9	1:27.422	0.982	0.038	152,2	16:43:45
9	8 Motopark R J.Fittje(DEU)	ADAC Formel 4 powered by Abarth	5	1:27.463	1.023	0.041	152,1	16:37:39
10	25 Van Amersfoort Racing R M.Schumacher(DEU)	ADAC Formel 4 powered by Abarth	5	1:27.654	1.214	0.191	151,8	16:36:54
11	13 Team piroports C.Piro(DEU)	ADAC Formel 4 powered by Abarth	4	1:27.727	1.287	0.073	151,7	16:35:17
12	16 Jenzer Motorsport M.Böckmann(DEU)	ADAC Formel 4 powered by Abarth	5	1:27.834	1.394	0.107	151,5	16:36:39
13	66 Lechner Racing M.Lenerz(DEU)	ADAC Formel 4 powered by Abarth	6	1:27.877	1.437	0.043	151,4	16:38:47
14	31 Team Scheider Y.Shlom(ITA)	ADAC Formel 4 powered by Abarth	7	1:28.139	1.699	0.262	151,0	16:40:39
15	46 Team Scheider M.Auricchio(DEU)	ADAC Formel 4 powered by Abarth	5	1:28.426	1.986	0.287	150,5	16:38:28
16	77 Job van Uiter R J.Van Uiter(NLD)	ADAC Formel 4 powered by Abarth	10	1:28.746	2.306	0.320	149,9	16:43:08
17	15 Jenzer Motorsport D.Kolkmann(DEU)	ADAC Formel 4 powered by Abarth	12	1:28.777	2.337	0.031	149,9	16:47:03
18	23 Race Performance A.Valente(DEU)	ADAC Formel 4 powered by Abarth	12	1:29.100	2.660	0.323	149,3	16:47:06
19	21 Liqui Moly Team Engstler R M.Halder(DEU)	ADAC Formel 4 powered by Abarth	12	1:31.027	4.587	1.927	146,2	16:46:04

Qualifying Time: 1:35.084 MIN LAPS : 2 Percent: 110%

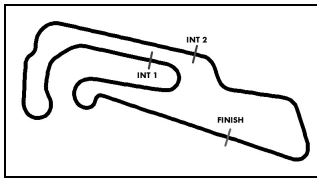
Following race director decision no. 19 cancellation of the relevant lap time because leaving the track for car no.66

Subject to final scrutineering!

Publications Time:

Clerk of the course:

Time Keeping:



ADAC Formel 4

Result List Qualifying 2nd B



Provisional



Oschersleben, Length: 3696 m
 Air temperature: 23.3°C
 Track temperature: 24.5°C
 Weather condition: Dry

DMSB Reg. Nr.: 104/2015
Deutscher Motor Sport Bund e.V.

Friday 24.4.2015 15:55

started : 19 classified : 19 not classified : 0

	Drivers	Sponsor	Car	Lap	Best Time	Gap	Diff	Kph	Day Time
1	28 J.Esmeijer		ADAC Formel 4 powered by Aba	6	1:26.860			153,2	16:37:49
2	99 A.Ralf		ADAC Formel 4 powered by Aba	11	1:26.983	0.123	0.123	153,0	16:45:19
3	7 J.Eriksson		ADAC Formel 4 powered by Aba	7	1:27.099	0.116	0.239	152,8	16:40:29
4	10 M.Waldherr		ADAC Formel 4 powered by Aba	8	1:27.281	0.182	0.421	152,4	16:42:01
5	26 H.Newey		ADAC Formel 4 powered by Aba	8	1:27.345	0.064	0.485	152,3	16:41:46
6	4 R.Shwartzman		ADAC Formel 4 powered by Aba	9	1:27.367	0.022	0.507	152,3	16:43:04
7	1 K.Schramm		ADAC Formel 4 powered by Aba	4	1:27.438	0.071	0.578	152,2	16:36:15
8	9 J.Cecotto		ADAC Formel 4 powered by Aba	11	1:27.635	0.197	0.775	151,8	16:46:09
9	8 J.Fittje		ADAC Formel 4 powered by Aba	4	1:27.637	0.002	0.777	151,8	16:36:11
10	25 M.Schumacher		ADAC Formel 4 powered by Aba	11	1:27.680	0.043	0.820	151,8	16:45:54
11	66 M.Lenerz		ADAC Formel 4 powered by Aba	12	1:27.970	0.290	1.110	151,3	16:47:44
12	16 M.Böckmann		ADAC Formel 4 powered by Aba	7	1:27.998	0.028	1.138	151,2	16:39:38
13	13 C.Piro		ADAC Formel 4 powered by Aba	5	1:28.092	0.094	1.232	151,0	16:36:45
14	31 Y.Shlom		ADAC Formel 4 powered by Aba	5	1:28.169	0.077	1.309	150,9	16:37:41
15	46 M.Auricchio		ADAC Formel 4 powered by Aba	3	1:28.781	0.612	1.921	149,9	16:35:30
16	77 J.Van Uitert		ADAC Formel 4 powered by Aba	11	1:28.787	0.006	1.927	149,9	16:44:36
17	15 D.Kolkmann		ADAC Formel 4 powered by Aba	6	1:28.980	0.193	2.120	149,5	16:36:37
18	23 A.Valente		ADAC Formel 4 powered by Aba	11	1:29.271	0.291	2.411	149,0	16:45:36
19	21 M.Halder		ADAC Formel 4 powered by Aba	11	1:31.872	2.601	5.012	144,8	16:44:33

Qualifying Time: 1:35.546 Percent: 110%

Following race director decision no. 19 cancellation of the relevant lap time because leaving the track for car no.66

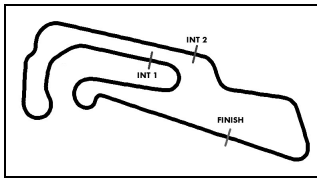
Subject to final scrutineering!

Publications Time:

Clerk of the course:

Time Keeping:





ADAC Formel 4

Lap analysis Qualifying G2



Provisional

DMSB Reg. Nr.: 104/2015
Deutscher Motor Sport Bund e.V.



Oschersleben, Length: 3696 m
 Air temperature: 23.2°C
 Track temperature: 24.5°C
 Weather condition: Dry

Sunday 24.5.2015 16:20

Lap	Time	SE1	SP1	SE2	SP2	SE3	SP3	TSP	Lap	Time	SE1	SP1	SE2	SP2	SE3	SP3	TSP
1	Kim Luis Schramm, DEU ,								theoretical besttime: 1:27.129								
1	4:28.004	3:19.870	153	37.259	135	30.875	157		7	1:27.503	33.806	173	29.465	202	24.232	177	206
2	1:38.833	37.972	164	33.907	164	26.954	165	166	8	1:35.904	36.066	139	34.702	167	25.136	177	205
3	1:41.066	37.064	168	38.288	136	25.714	178	174	9	1:27.422	33.802	172	29.271	202	24.349	178	204
4	1:27.438	33.894	173	29.323	204	24.221	179	207	10	1:27.544	33.743	172	29.509	202	24.292	178	205
5	1:27.564	33.834	173	29.176	204	24.554	177	207									
6	1:32.105	33.732	174	31.816	120	26.557	178	207									

4	Robert Shwartzman, ITA ,								theoretical besttime: 1:27.206								
1	2:08.225	1:05.524	148	35.299	176	27.402	171		7	1:27.592	33.866	174	29.373	202	24.353	178	206
2	1:53.725	37.402	165	31.203	198	45.120		179	8	1:34.168	33.809	174	35.510	174	24.849	177	206
3	3:04.266	2:04.412	165	33.221	185	26.633	163		9	1:27.367	33.795	174	29.311	202	24.261	178	206
4	1:34.227	37.704	166	31.136	200	25.347	177	179	10	1:38.634	36.980	116	36.481	162	25.173	179	207
5	1:28.065	34.137	172	29.570	202	24.358	178	205	11	1:27.239	33.793	174	29.270	203	24.176	180	207
6	1:27.461	33.760	173	29.432	203	24.269	178	205									

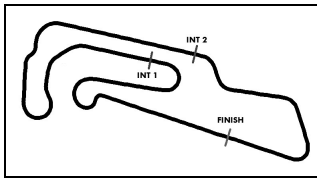
7	Joel Eriksson, SWE ,								theoretical besttime: 1:26.903								
1	4:19.243	3:13.560	131	37.198	149	28.485	160		7	1:27.099	33.802	174	29.221	204	24.076	179	208
2	1:39.569	38.393	153	33.824	146	27.352	159	151	8	1:26.915	33.639	175	29.233	203	24.043	179	207
3	1:37.049	37.704	152	31.904	163	27.441	179	152	9	1:30.767	35.742	173	30.142	201	24.883	178	206
4	1:27.208	33.828	174	29.241	203	24.139	179	210	10	1:32.220	33.956	172	31.674	168	26.590	175	207
5	1:27.105	33.650	174	29.337	203	24.118	179	207									
6	1:32.388	34.923	169	31.891	161	25.574	179	208									

8	Jannes Fittje, DEU ,								theoretical besttime: 1:27.406								
1	4:35.062	3:32.389	148	35.020	155	27.653	155		6	1:30.481	33.724	174	30.757	186	26.000	179	209
2	1:39.718	38.829	148	34.534	170	26.355	176	173	7	1:27.639	33.847	173	29.432	203	24.360	178	208
3	1:29.368	35.100	171	29.817	202	24.451	177	205	8	1:30.266	34.081	172	30.517	200	25.668	179	208
4	1:27.637	33.918	173	29.433	203	24.286	177	207	9	1:27.674	33.793	172	29.532	201	24.349	178	207
5	1:27.463	33.748	173	29.396	204	24.319	180	207	10	1:49.377	34.539	165	33.712	125	41.126		206

9	Jonathan Cecotto, DEU ,								theoretical besttime: 1:27.384								
1	4:03.315	3:02.426	157	34.118	174	26.771	175		7	1:27.919	33.821	176	29.612	204	24.486	181	208
2	1:32.704	36.110	172	30.756	200	25.838	176	201	8	1:35.741	36.591	172	31.617	162	27.533	181	179
3	1:32.841	34.928	175	30.367	160	27.546	180	204	9	1:27.871	33.648	175	29.521	203	24.702	181	209
4	1:28.286	34.146	174	29.614	206	24.526	179	209	10	1:37.920	33.842	176	34.641	111	29.437	181	209
5	1:27.651	33.764	175	29.524	205	24.363	181	209	11	1:27.635	33.702	175	29.542	204	24.391	180	208
6	1:27.384	33.627	176	29.436	205	24.321	181	209									

10	Michael Waldherr, DEU ,								theoretical besttime: 1:26.844								
1	4:29.658	3:23.134	150	36.648	148	29.876	155		7	1:27.448	33.867	173	29.336	202	24.245	178	207
2	1:41.812	40.735	145	34.964	139	26.113	177	160	8	1:27.281	33.749	173	29.226	204	24.306	179	206
3	1:27.988	34.248	172	29.478	202	24.262	178	206	9	1:27.571	33.872	172	29.381	202	24.318	178	206
4	1:26.867	33.772	172	29.104	203	23.991	179	206	10	1:40.336	37.827	169	36.413	111	26.096	179	182
5	1:29.235	33.752	171	29.686	198	25.797	176	207									
6	1:31.160	36.198	169	30.444	201	24.518	178	206									

13	Cedric Piro, DEU ,								theoretical besttime: 1:27.727								
1	3:51.030	2:52.041	161	32.873	192	26.116	174		7	1:37.098	42.893	173	29.661	203	24.544	177	206
2	1:30.632	35.483	171	30.116	200	25.033	178	201	8	1:28.420	34.292	172	29.566	202	24.562	177	206
3	1:28.423	34.405	174	29.567	202	24.451	179	206	9	1:30.863	34.304	172	29.610	202	26.949	176	205
4	1:27.727	33.962	174	29.399	203	24.366	177	208	10	1:28.598	34.393	172	29.568	201	24.637	177	205
5	1:28.092	34.015	174	29.523	202	24.554	175	206	11	1:36.982	36.775	151	34.970	153	25.237	178	204
6	1:28.451	34.089	173	29.725	202	24.637	178	206									



ADAC Formel 4

Lap analysis Qualifying G2



Provisional

DMSB Reg. Nr.: 104/2015
Deutscher Motor Sport Bund e.V.



Oschersleben, Length: 3696 m
 Air temperature: 23.2°C
 Track temperature: 24.5°C
 Weather condition: Dry

Sunday 24.5.2015 16:20

Lap	Time	SE1	SP1	SE2	SP2	SE3	SP3	TSP	Lap	Time	SE1	SP1	SE2	SP2	SE3	SP3	TSP
15 David Kolkmann, DEU ,									theoretical besttime: 1:28.482								
1	1:58.721	57.507	149	34.403	173	26.811	164		8	2:35.087	1:35.448	169	33.862	124	25.777	177	
2	1:34.358	37.287	156	31.665	190	25.406	176	180	9	1:29.473	34.620	172	30.067	199	24.786	177	204
3	1:31.653	35.727	168	30.949	196	24.977	176	196	10	1:29.167	34.507	173	29.938	199	24.722	176	204
4	1:29.228	34.585	171	30.026	200	24.617	177	204	11	1:29.071	34.379	171	29.903	200	24.789	177	203
5	1:35.238	34.252	170	34.895	151	26.091	176	204	12	1:28.777	34.266	172	29.886	200	24.625	177	203
6	1:28.980	34.534	172	29.967	199	24.479	176	203									
7	1:54.277	34.202	172	29.801	200	50.274		204									

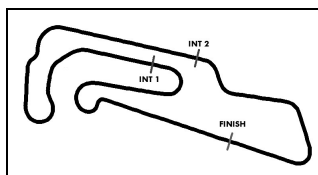
16 Marek Böckmann, DEU ,									theoretical besttime: 1:27.726								
1	3:29.135	2:19.721	138	38.669	179	30.745	166		7	1:27.998	34.040	173	29.524	201	24.434	177	206
2	1:40.445	39.653	151	33.684	187	27.108	168	187	8	1:28.000	34.093	173	29.575	201	24.332	178	206
3	1:33.728	36.308	172	31.876	188	25.544	178	196	9	1:28.374	34.114	173	29.684	201	24.576	177	206
4	1:28.209	34.205	173	29.561	202	24.443	178	206	10	1:36.831	37.126	148	32.439	173	27.266	178	206
5	1:27.834	33.995	173	29.543	201	24.296	178	207	11	1:28.290	34.040	173	29.634	201	24.616	178	206
6	1:30.921	33.906	173	29.721	201	27.294	178	207									

21 Michelle Halder, DEU ,									theoretical besttime: 1:30.948								
1	2:06.959	1:04.530	156	34.714	193	27.715	175		8	1:32.632	35.226	170	31.002	200	26.404	174	205
2	1:34.813	36.275	170	32.003	198	26.535	177	203	9	1:32.641	35.834	170	30.947	200	25.860	178	202
3	1:33.766	35.539	171	31.494	199	26.733	175	204	10	1:32.215	35.156	171	30.999	200	26.060	178	205
4	1:32.334	35.332	172	30.976	198	26.026	178	207	11	1:31.872	35.137	171	30.875	199	25.860	177	205
5	1:32.429	35.097	173	31.449	201	25.883	177	205	12	1:31.027	34.798	171	30.620	200	25.609	178	204
6	1:32.170	35.199	172	30.922	201	26.049	177	206	13	1:32.002	34.719	171	30.721	200	26.562	175	206
7	1:32.302	35.168	170	31.340	201	25.794	176	205									

23 Alain Valente, DEU ,									theoretical besttime: 1:28.992								
1	2:09.913	1:06.461	130	35.902	163	27.550	169		8	1:48.739	34.449	170	30.057	199	44.233		205
2	1:33.756	36.283	169	31.680	195	25.793	175	188	9	2:35.953	1:40.966	171	30.131	200	24.856	177	
3	1:31.594	35.266	170	30.494	199	25.834	175	202	10	1:29.842	34.550	173	30.225	199	25.067	176	205
4	1:29.923	34.834	172	30.032	199	25.057	177	203	11	1:29.271	34.449	171	29.977	200	24.845	176	204
5	1:29.425	34.632	171	29.894	198	24.899	177	204	12	1:29.100	34.415	171	29.853	199	24.832	177	204
6	1:29.415	34.406	171	29.995	199	25.014	175	204									
7	1:29.308	34.307	171	29.874	200	25.127	176	204									

25 Mick Schumacher, DEU ,									theoretical besttime: 1:27.468								
1	3:47.754	2:46.511	116	34.596	194	26.647	173		8	1:27.828	33.924	173	29.520	203	24.384	178	207
2	1:32.095	35.579	170	30.716	195	25.800	174	198	9	1:41.270	39.720	150	35.440	164	26.110	178	207
3	1:35.976	37.187	130	33.024	194	25.765	174	202	10	1:27.756	33.929	174	29.489	203	24.338	178	207
4	1:30.889	34.545	171	31.822	204	24.522	178	200	11	1:27.680	33.863	174	29.553	202	24.264	178	207
5	1:27.654	33.853	174	29.508	203	24.293	179	207	12	1:27.897	33.850	174	29.540	202	24.507	178	207
6	1:28.358	33.787	175	29.925	204	24.646	176	207									
7	1:27.698	33.937	174	29.417	202	24.344	178	206									

26 Harrison Newey, GBR ,									theoretical besttime: 1:27.165								
1	4:17.276	3:10.132	163	37.040	169	30.104	162		8	1:27.345	33.979	173	29.223	203	24.143	178	207
2	1:37.862	38.465	166	32.137	195	27.260	153	177	9	1:31.284	34.006	172	31.239	199	26.039	179	206
3	1:33.983	38.034	148	31.204	195	24.745	177	191	10	1:27.944	33.937	173	29.373	203	24.634	153	206
4	1:27.569	34.026	174	29.393	203	24.150	179	205	11	1:42.000	39.061	149	35.051	147	27.888	178	190
5	1:27.652	34.030	173	29.348	202	24.274	178	206	12	1:30.766	33.919	174	29.187	202	27.660	178	205
6	1:27.238	33.888	173	29.260	203	24.090	178	206									
7	1:27.575	33.892	175	29.419	202	24.264	178	206									



ADAC Formel 4

Lap analysis Qualifying G2



Provisional

DMSB Reg. Nr.: 104/2015
Deutscher Motor Sport Bund e.V.



Oschersleben, Length: 3696 m

Air temperature: 23.2°C

Track temperature: 24.5°C

Weather condition: Dry

Sunday 24.5.2015 16:20

Lap	Time	SE1	SP1	SE2	SP2	SE3	SP3	TSP	Lap	Time	SE1	SP1	SE2	SP2	SE3	SP3	TSP
28	Janneau Esmeijer, NLD ,								theoretical besttime: 1:26.346								
1	3:13.266	2:11.510	120	35.624	144	26.132	173		7	1:45.124	33.790	173	29.228	201	42.106		206
2	1:29.807	34.917	172	29.998	194	24.892	177	200	8	2:57.907	2:00.430	168	30.066	195	27.411	177	
3	1:28.887	34.037	175	30.482	201	24.368	179	206	9	1:27.267	33.908	173	29.239	199	24.120	178	205
4	1:43.306	34.061	174	36.482	78	32.763	177	210	10	1:26.440	33.682	173	28.878	204	23.880	178	206
5	1:27.189	33.860	173	29.190	203	24.139	178	206									
6	1:26.860	33.641	172	29.166	202	24.053	178	207									

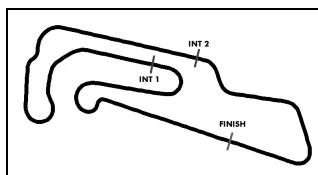
31	Yan Leon Shlom, ITA ,								theoretical besttime: 1:27.917								
1	4:45.445	3:45.793	165	33.540	194	26.112	174		7	1:28.139	34.093	173	29.589	201	24.457	179	208
2	1:31.495	35.225	173	30.388	181	25.882	179	198	8	1:30.938	34.857	155	31.506	201	24.575	177	207
3	1:28.480	34.238	173	29.644	204	24.598	179	206	9	1:28.391	34.315	174	29.574	203	24.502	180	206
4	1:28.232	34.075	174	29.620	203	24.537	179	208	10	1:28.459	34.223	174	29.527	203	24.709	180	207
5	1:28.169	33.933	173	29.715	202	24.521	178	206									
6	1:29.802	34.036	173	30.722	173	25.044	178	207									

46	Mauro Auricchio, DEU ,								theoretical besttime: 1:28.370								
1	5:32.262	4:31.764	140	34.561	183	25.937	175		6	1:29.036	34.098	172	29.897	200	25.041	174	204
2	1:30.124	34.821	170	30.454	199	24.849	176	200	7	1:29.094	34.680	171	29.842	200	24.572	177	202
3	1:28.781	34.419	171	29.833	201	24.677	175	204	8	1:50.293	34.201	172	30.062	199	46.030		203
4	1:28.812	34.301	171	29.856	198	24.655	178	204									
5	1:28.426	34.038	172	29.760	201	24.628	176	203									

66	Marcel Lenerz, DEU ,								theoretical besttime: 1:27.773								
1	2:51.609	1:49.247	166	35.618	192	26.744	173		7	1:28.076	34.098	174	29.467	202	24.511	178	206
2	1:32.767	35.690	172	31.169	196	25.908	177	201	8	1:28.107	34.104	173	29.513	202	24.490	178	206
3	1:30.397	34.419	174	31.239	200	24.739	178	205	9	1:35.645	34.067	172	34.063	196	27.515	178	206
	1:28.226	34.180	172	29.547	203	24.499	178	206	10	1:28.124	34.123	174	29.535	202	24.466	179	206
4	1:28.234	34.061	174	29.533	202	24.640	178	206	11	1:29.610	34.309	173	29.564	201	25.737	179	207
5	1:28.392	34.029	174	29.571	201	24.792	177	206	12	1:27.970	33.948	175	29.620	202	24.402	178	206
6	1:27.877	34.015	174	29.423	203	24.439	178	206									

77	Job Van Uitert, NLD ,								theoretical besttime: 1:28.502								
1	2:34.212	1:26.838	135	36.248	161	31.126	146		8	1:28.953	34.380	173	29.792	201	24.781	178	205
2	1:38.279	38.849	166	31.988	198	27.442	176	151	9	1:29.014	34.137	173	30.000	200	24.877	175	205
3	1:30.871	34.910	172	30.641	200	25.320	179	204	10	1:28.746	34.228	173	29.811	201	24.707	178	206
4	1:29.306	34.398	172	30.149	202	24.759	177	206	11	1:28.787	34.249	171	29.893	201	24.645	176	207
5	1:29.430	34.269	173	30.036	202	25.125	176	208	12	1:28.890	34.399	173	29.918	201	24.573	179	205
6	1:29.900	34.385	172	29.910	202	25.605	175	206	13	1:30.906	34.245	174	30.599	204	26.062	177	209
7	1:29.528	34.636	172	29.990	201	24.902	176	205									

99	Aron Ralf, EST ,								theoretical besttime: 1:26.799								
1	2:58.456	2:00.095	167	32.468	197	25.893	176		8	1:27.310	33.572	173	29.417	201	24.321	178	206
2	1:32.814	35.087	171	32.727	196	25.000	176	201	9	1:38.017	37.325	156	35.859	139	24.833	178	205
3	1:48.420	43.141	89	34.952	147	30.327	178	203	10	1:26.873	33.614	173	29.157	201	24.102	179	206
4	1:38.804	38.924	130	34.603	149	25.277	178	206	11	1:26.983	33.540	174	29.232	201	24.211	178	207
5	1:27.427	33.796	173	29.364	201	24.267	179	206	12	1:28.704	34.651	171	29.775	199	24.278	180	207
6	1:27.102	33.613	172	29.253	202	24.236	178	206	13	1:27.013	33.606	173	29.286	202	24.121	178	205
7	1:27.053	33.548	173	29.256	202	24.249	178	206									



ADAC Formel 4

Vmax list Qualifying G2



Provisional

DMSB Reg. Nr.: 104/2015
Deutscher Motor Sport Bund e.V.



Oschersleben, Length: 3696 m

Air temperature: 23.2°C

Track temperature: 24.5°C

Weather condition: Dry

Sunday 24.5.2015 16:20

Nr	Team, Car, Driver, Nat	Top speed
7	Motopark, ADAC Formel 4 powered by Abarth Eriksson Joel , SWE	209,61 km/h
28	HTP Juniorteam, ADAC Formel 4 powered by Abarth Esmeijer Janneau , NLD	209,53 km/h
9	Motopark, ADAC Formel 4 powered by Abarth Cecotto Jonathan , DEU	209,45 km/h
8	Motopark, ADAC Formel 4 powered by Abarth Fittje Jannes , DEU	209,20 km/h
77	Job van Uitert, ADAC Formel 4 powered by Abarth Van Uitert Job , NLD	208,68 km/h
31	Team Scheider, ADAC Formel 4 powered by Abarth Shlom Yan Leon , ITA	208,35 km/h
13	Team pirosports, ADAC Formel 4 powered by Abarth Piro Cedric , DEU	207,59 km/h
4	Mücke-Motorsport, ADAC Formel 4 powered by Abarth Shwartzman Robert , ITA	207,22 km/h
16	Jenzer Motorsport, ADAC Formel 4 powered by Abarth Böckmannn Marek , DEU	207,22 km/h
21	Liqui Moly Team Engstler, ADAC Formel 4 powered by Abarth Halder Michelle , DEU	207,22 km/h
1	Neuhauser Racing Team, ADAC Formel 4 powered by Abarth Schramm Kim Luis , DEU	207,18 km/h
99	Prema Powerteam SRL, ADAC Formel 4 powered by Abarth Ralf Aron , EST	207,06 km/h
25	Van Amersfoort Racing, ADAC Formel 4 powered by Abarth Schumacher Mick , DEU	207,02 km/h
66	Lechner Racing, ADAC Formel 4 powered by Abarth Lenerz Marcel , DEU	206,82 km/h
26	Van Amersfoort Racing, ADAC Formel 4 powered by Abarth Newey Harrison , GBR	206,71 km/h
10	Motopark, ADAC Formel 4 powered by Abarth Waldherr Michael , DEU	206,67 km/h
23	Race Performance, ADAC Formel 4 powered by Abarth Valente Alain , DEU	205,16 km/h
15	Jenzer Motorsport, ADAC Formel 4 powered by Abarth Kolkmann David , DEU	204,27 km/h
46	Team Scheider, ADAC Formel 4 powered by Abarth Auricchio Mauro , DEU	204,07 km/h