



ADAC Formel 4

Result List Qualifying G1



Provisional

DMSB Reg. Nr.: 104/2015
Deutscher Motor Sport Bund e.V.



Oschersleben, Length: 3696 m
Air temperature: 23.0°C
Track temperature: 30.7°C
Weather condition: Dry

Friday 24.4.2015 15:55

started : 19 classified : 19 not classified : 0

#	Competitor	Sponsor	Lap	Best Time	Gap	Diff	Kph	Day Time
Cl.	Drivers	Car						
1	36 Van Amersfoort Racing J.Mawson(DEU)	ADAC Formel 4 powered by Abarth	11	1:26.705			153,5	16:17:07
2	27 HTP Juniorteam M.Dienst(DEU)	ADAC Formel 4 powered by Abarth	11	1:26.714	0.009	0.009	153,4	16:16:42
3	19 SMG Swiss Motorsport Group M.Drudi(ITA)	ADAC Formel 4 powered by Abarth	12	1:27.365	0.660	0.651	152,3	16:17:37
4	32 Prema Powerteam SRL R Z.Guan Yu(ITA)	ADAC Formel 4 powered by Abarth	8	1:27.426	0.721	0.061	152,2	16:13:39
5	18 SMG Swiss Motorsport Group G.Maggi(DEU)	ADAC Formel 4 powered by Abarth	11	1:27.429	0.724	0.003	152,2	16:16:02
6	12 ADAC Berlin-Brandenburg e.V. R T.Preining(AUT)	ADAC Formel 4 powered by Abarth	8	1:27.474	0.769	0.045	152,1	16:13:13
7	6 ADAC Berlin-Brandenburg e.V. R M.Ortmann(DEU)	ADAC Formel 4 powered by Abarth	8	1:27.588	0.883	0.114	151,9	16:13:34
8	3 ADAC Berlin-Brandenburg e.V. R B.Mazatis(DEU)	ADAC Formel 4 powered by Abarth	4	1:27.628	0.923	0.040	151,8	16:03:31
9	34 Team piroports R T.Wolf(DEU)	ADAC Formel 4 powered by Abarth	9	1:27.633	0.928	0.005	151,8	16:15:43
10	2 Neuhauser Racing T.Zimmermann(DEU)	ADAC Formel 4 powered by Abarth	8	1:27.647	0.942	0.014	151,8	16:14:24
11	33 RS-Competition J.Jonck(DNK)	ADAC Formel 4 powered by Abarth	10	1:27.716	1.011	0.069	151,7	16:16:22
12	22 Lechner Racing F.Janits(DEU)	ADAC Formel 4 powered by Abarth	10	1:27.777	1.072	0.061	151,6	16:16:47
13	20 SMG Swiss Motorsport Group N.Rogivue(DEU)	ADAC Formel 4 powered by Abarth	12	1:27.814	1.109	0.037	151,5	16:17:13
14	11 Team Scheider L.Wippersteg(DEU)	ADAC Formel 4 powered by Abarth	9	1:28.021	1.316	0.207	151,2	16:16:59
15	14 Jenzer Motorsport GmbH M.Müller-Crepon(DEU)	ADAC Formel 4 powered by Abarth	9	1:28.687	1.982	0.666	150,0	16:12:43
16	24 Robin Brezina R R.Brezina(DEU)	ADAC Formel 4 powered by Abarth	11	1:28.804	2.099	0.117	149,8	16:16:08
17	38 Liqui Moly Team Engstler R L.Engstler(DEU)	ADAC Formel 4 powered by Abarth	12	1:29.000	2.295	0.196	149,5	16:17:25
18	44 RS Competition R G.Rupp(DEU)	ADAC Formel 4 powered by Abarth	4	1:29.759	3.054	0.759	148,2	16:03:41
19	55 Race Performance R M.Niederhauser(DEU)	ADAC Formel 4 powered by Abarth	9	1:31.488	4.783	1.729	145,4	16:13:04

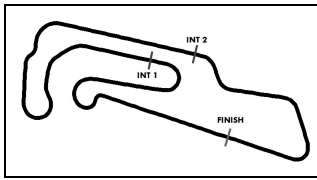
Qualifying Time: 1:35.375 MIN LAPS : 2 Percent: 110%

Subject to final scrutineering!

Publications Time:

Clerk of the course:

Time Keeping:



ADAC Formel 4

Result List Qualifying 2nd A



Provisional

DMSB Reg. Nr.: 104/2015
Deutscher Motor Sport Bund e.V.



Oschersleben, Length: 3696 m
Air temperature: 23.5°C
Track temperature: 24.3°C
Weather condition: Dry

Friday 24.4.2015 15:55

started : 19 classified : 18 not classified : 1

Drivers	Sponsor	Car	Lap	Best Time	Gap	Diff	Kph	Day Time
1 27 M.Dienst		ADAC Formel 4 powered by Aba	9	1:26.823			153,2	16:13:49
2 36 J.Mawson		ADAC Formel 4 powered by Aba	10	1:27.066	0.243	0.243	152,8	16:15:40
3 19 M.Drudi		ADAC Formel 4 powered by Aba	11	1:27.374	0.308	0.551	152,3	16:16:10
4 32 Z.Guan Yu		ADAC Formel 4 powered by Aba	10	1:27.428	0.054	0.605	152,2	16:16:34
5 18 G.Maggi		ADAC Formel 4 powered by Aba	12	1:27.450	0.022	0.627	152,2	16:17:30
6 6 M.Ortmann		ADAC Formel 4 powered by Aba	9	1:27.825	0.375	1.002	151,5	16:15:02
7 20 N.Rogivue		ADAC Formel 4 powered by Aba	10	1:27.844	0.019	1.021	151,5	16:14:17
8 22 F.Janits		ADAC Formel 4 powered by Aba	9	1:27.846	0.002	1.023	151,5	16:15:20
9 2 T.Zimmermann		ADAC Formel 4 powered by Aba	7	1:27.869	0.023	1.046	151,4	16:12:57
10 12 T.Preining		ADAC Formel 4 powered by Aba	7	1:27.877	0.008	1.054	151,4	16:11:45
11 3 B.Mazatis		ADAC Formel 4 powered by Aba	8	1:27.961	0.084	1.138	151,3	16:12:54
12 33 J.Jonck		ADAC Formel 4 powered by Aba	8	1:28.000	0.039	1.177	151,2	16:13:24
13 34 T.Wolf		ADAC Formel 4 powered by Aba	10	1:28.005	0.005	1.182	151,2	16:17:11
14 11 L.Wippersteg		ADAC Formel 4 powered by Aba	7	1:28.181	0.176	1.358	150,9	16:14:01
15 14 M.Müller-Crepon		ADAC Formel 4 powered by Aba	10	1:28.755	0.574	1.932	149,9	16:14:11
16 24 R.Brezina		ADAC Formel 4 powered by Aba	8	1:29.114	0.359	2.291	149,3	16:11:36
17 38 L.Engstler		ADAC Formel 4 powered by Aba	10	1:29.412	0.298	2.589	148,8	16:14:26
18 55 M.Niederhauser		ADAC Formel 4 powered by Aba	8	1:31.894	2.482	5.071	144,8	16:11:32
not classified								
44 G.Rupp		ADAC Formel 4 powered by Aba	3	1:35.603	3.709	8.780	139,2	16:02:12

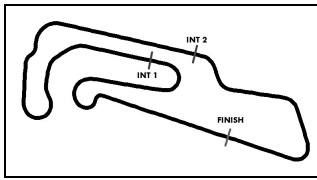
Qualifying Time: 1:35.505 Percent: 110%

Subject to final scrutineering!

Publications Time:

Clerk of the course:

Time Keeping:



ADAC Formel 4

Lap analysis Qualifying G1



Provisional

DMSB Deutscher Motor Sport Bund e.V. Reg. Nr.: 104/2015



Oschersleben, Length: 3696 m
 Air temperature: 23.0°C
 Track temperature: 30.7°C
 Weather condition: Dry

Friday 24.4.2015 15:55

Lap	Time	SE1	SP1	SE2	SP2	SE3	SP3	TSP	Lap	Time	SE1	SP1	SE2	SP2	SE3	SP3	TSP
2	Tim Zimmermann, DEU ,								theoretical besttime: 1:27.495								
1	4:25.001	3:21.722	144	35.173	166	28.106	169		6	1:34.557	34.103	172	35.878	198	24.576	177	206
2	1:38.150	39.245	127	33.583	162	25.322	177	156	7	1:27.869	33.932	173	29.471	203	24.466	176	205
3	1:28.549	34.507	173	29.656	201	24.386	178	206	8	1:27.647	33.981	173	29.383	203	24.283	179	206
	1:27.759	34.003	172	29.386	200	24.370	178	207	9	1:30.329	34.096	174	31.921	201	24.312	178	208
4	2:07.575	38.786	153	36.194	153	52.595		169	10	1:27.955	33.829	173	29.431	204	24.695	175	206
5	3:47.664	2:52.758	169	30.227	200	24.679	176										

3	Benjamin Mazatis, DEU ,								theoretical besttime: 1:27.444								
1	2:33.356	1:15.263	148	34.160	169	43.933			7	1:29.169	34.010	174	29.931	199	25.228	179	208
2	3:01.765	2:05.328	170	30.778	199	25.659	177		8	1:27.961	33.726	171	29.443	201	24.792	174	208
3	1:28.550	34.622	173	29.468	201	24.460	179	206	9	1:29.423	34.219	166	29.732	202	25.472	180	206
4	1:27.628	33.910	172	29.269	201	24.449	178	208	10	1:30.094	33.798	175	30.520	173	25.776	179	208
5	1:52.968	33.788	165	32.297	189	46.883		209	11	1:29.057	33.904	175	29.735	201	25.418	171	206
6	4:33.555	3:35.698	174	30.929	155	26.928	178										

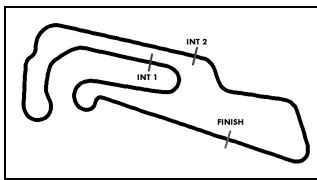
6	Mike David Ortmann, DEU ,								theoretical besttime: 1:27.555								
1	4:27.683	3:24.346	167	36.309	168	27.028	175		7	1:28.212	34.062	173	29.706	201	24.444	178	203
2	1:32.153	35.796	171	31.188	198	25.169	179	187	8	1:27.588	33.699	174	29.710	201	24.179	178	207
3	1:28.284	34.095	173	29.688	202	24.501	179	207	9	1:27.825	33.688	174	29.699	201	24.438	179	207
4	1:32.910	33.859	173	34.125	174	24.926	180	209	10	1:28.467	33.727	175	30.373	202	24.367	179	207
5	2:08.311	38.663	143	35.711	143	53.937		175	11	1:28.004	33.926	174	29.697	202	24.381	178	206
6	4:29.687	3:32.961	168	31.640	198	25.086	176										

11	Leon Wippersteg, DEU ,								theoretical besttime: 1:27.961								
1	6:28.380	5:28.646	160	33.193	189	26.541	172		6	1:28.628	34.072	173	29.923	197	24.633	177	204
2	1:31.001	35.709	168	30.324	196	24.968	177	198	7	1:28.181	34.197	172	29.577	199	24.407	175	202
3	1:50.160	34.415	171	29.697	198	46.048		203	8	1:29.870	34.241	172	29.701	198	25.928	176	203
4	4:46.871	3:52.329	170	30.015	198	24.527	177		9	1:28.021	34.017	173	29.537	199	24.467	176	203
5	1:28.453	34.187	172	29.820	197	24.446	177	203									

12	Thomas Preining, AUT ,								theoretical besttime: 1:27.474								
1	4:21.200	3:20.916	164	33.741	194	26.543	172		7	1:27.877	33.896	173	29.526	201	24.455	178	206
2	1:35.803	34.849	168	30.714	198	30.240	176	199	8	1:27.474	33.756	174	29.360	202	24.358	177	206
3	1:28.575	34.238	173	29.650	200	24.687	177	204	9	1:37.034	34.598	169	37.038	131	25.398	177	206
4	1:33.122	34.032	174	31.318	123	27.772	177	207	10	1:28.726	33.822	174	29.925	194	24.979	178	205
5	2:05.653	38.382	146	35.692	138	51.579		205	11	1:32.032	35.856	154	31.588	201	24.588	178	205
6	4:13.375	3:16.909	167	31.411	196	25.055	178										

14	Moritz Müller-Crepon, DEU ,								theoretical besttime: 1:28.579								
1	2:24.391	1:11.483	124	41.628	161	31.280	145		8	1:28.799	34.361	171	29.777	199	24.661	177	204
2	1:42.287	40.675	159	34.361	171	27.251	147	163	9	1:28.687	34.141	172	29.834	198	24.712	176	205
3	1:39.294	40.462	141	32.541	197	26.291	176	167	10	1:28.755	34.212	172	29.820	200	24.723	176	204
4	1:37.515	35.203	170	31.385	194	30.927	142	205	11	1:28.799	34.283	171	29.804	199	24.712	177	204
5	1:30.857	35.862	172	30.156	198	24.839	176	184	12	1:29.982	35.016	172	30.206	199	24.760	178	204
6	2:08.528	35.799	156	40.805	132	51.924		206	13	1:29.340	34.307	171	30.170	198	24.863	176	205
7	3:42.792	2:46.837	170	30.382	200	25.573	177										

18	Giorgio Maggi, DEU ,								theoretical besttime: 1:27.374								
1	2:01.631	55.533	145	36.716	150	29.382	154		8	1:28.919	34.203	173	30.102	200	24.614	177	207
2	1:37.177	39.975	167	32.319	197	24.883	178	150	9	1:27.744	33.886	172	29.437	201	24.421	178	208
3	1:29.336	34.628	171	29.895	200	24.813	177	205	10	1:29.822	35.620	166	29.797	201	24.405	178	207
4	1:29.074	34.823	170	29.731	200	24.520	178	204	11	1:27.429	33.863	173	29.353	200	24.213	177	206
5	1:28.309	34.141	171	29.637	200	24.531	177	206	12	1:27.450	33.808	172	29.391	200	24.251	178	206
6	1:54.789	34.052	171	31.558	138	49.179		207									
7	5:08.379	4:08.516	154	33.136	154	26.727	178										



ADAC Formel 4

Lap analysis Qualifying G1



Provisional

DMSB Reg. Nr.: 104/2015
Deutscher Motor Sport Bund e.V.



Oschersleben, Length: 3696 m
 Air temperature: 23.0°C
 Track temperature: 30.7°C
 Weather condition: Dry

Friday 24.4.2015 15:55

Lap	Time	SE1	SP1	SE2	SP2	SE3	SP3	TSP	Lap	Time	SE1	SP1	SE2	SP2	SE3	SP3	TSP
19 Mattia Drudi, ITA ,									theoretical besttime: 1:27.158								
1	2:18.294	1:05.697	115	39.898	129	32.699	138		8	1:49.496	41.704	112	34.642	120	33.150	180	162
2	1:45.104	40.179	151	34.455	183	30.470	131	160	9	1:27.604	33.958	175	29.287	203	24.359	179	208
3	1:37.709	37.763	171	31.464	197	28.482	177	167	10	1:35.249	35.475	166	32.882	163	26.892	179	208
4	1:28.671	34.575	172	29.641	201	24.455	179	206	11	1:27.374	33.964	174	29.280	202	24.130	179	208
5	1:27.963	34.219	172	29.378	201	24.366	179	208	12	1:27.365	33.748	175	29.391	202	24.226	180	207
6	1:56.156	34.274	170	34.680	181	47.202		208									
7	4:16.456	3:19.454	174	30.442	204	26.560	180										

20 Nikolaj Rogivue, DEU ,									theoretical besttime: 1:27.524								
1	2:19.516	1:06.698	116	40.152	156	32.666	148		8	1:32.331	33.964	175	30.245	157	28.122	177	207
2	1:44.381	40.477	148	35.158	132	28.746	154	164	9	1:28.182	34.105	175	29.643	201	24.434	177	207
3	1:47.219	38.194	163	35.972	127	33.053	173	162	10	1:27.844	33.964	174	29.603	202	24.277	179	207
4	1:32.335	36.455	168	30.495	200	25.385	177	202	11	1:27.852	33.854	173	29.600	202	24.398	177	208
5	1:28.928	34.345	173	29.797	199	24.786	178	206	12	1:27.814	34.054	174	29.393	202	24.367	179	206
6	2:06.356	35.848	168	36.700	177	53.808		208									
7	3:50.216	2:54.049	170	30.793	200	25.374	179										

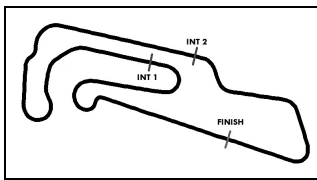
22 Florian Janits, DEU ,									theoretical besttime: 1:27.721								
1	2:45.008	1:42.872	129	35.715	187	26.421	174		7	1:28.302	34.292	174	29.605	201	24.405	176	205
2	1:33.704	36.040	167	32.089	145	25.575	174	201	8	1:28.022	34.088	173	29.493	201	24.441	175	205
3	1:38.961	34.555	171	29.953	194	34.453	65	203	9	1:27.846	34.078	172	29.478	201	24.290	177	204
4	1:37.261	42.733	171	29.755	199	24.773	177	143	10	1:27.777	33.962	171	29.502	202	24.313	177	205
5	5:25.474	34.348	171	4:01.619	172	49.507		205	11	1:28.465	34.151	172	29.676	201	24.638	176	204
6	2:55.388	2:00.008	171	30.492	200	24.888	177										

24 Robin Brezina, DEU ,									theoretical besttime: 1:28.766								
1	2:24.228	1:18.268	150	36.148	184	29.812	170		8	1:29.114	34.269	175	29.874	200	24.971	179	208
2	1:38.694	38.067	153	33.159	194	27.468	175	200	9	1:33.605	34.296	174	31.778	156	27.531	179	208
3	1:40.991	36.327	158	35.084	102	29.580	179	202	10	1:29.518	34.882	170	29.866	202	24.770	179	207
4	1:34.409	34.682	171	32.532	144	27.195	180	204	11	1:28.804	34.268	175	29.728	201	24.808	179	208
5	1:29.924	34.294	175	30.190	200	25.440	181	211	12	1:32.834	34.804	173	31.256	199	26.774	180	207
6	2:04.405	35.169	166	34.091	187	55.145		209									
7	4:14.281	3:17.291	169	31.639	193	25.351	180										

27 Marvin Dienst, DEU ,									theoretical besttime: 1:26.666								
1	2:40.430	1:36.718	132	35.720	150	27.992	161		7	5:14.240	4:13.380	136	35.450	148	25.410	176	
2	1:35.881	37.609	165	33.271	142	25.001	177	154	8	1:27.803	34.194	172	29.371	199	24.238	177	201
3	1:28.388	34.125	172	29.412	201	24.851	177	205	9	1:26.823	33.750	172	29.091	200	23.982	177	204
4	1:32.859	34.108	173	32.250	160	26.501	178	206	10	1:26.910	33.778	173	29.072	200	24.060	177	205
5	1:27.424	33.846	171	29.303	198	24.275	178	206	11	1:26.714	33.679	173	29.120	200	23.915	177	205
6	1:55.357	34.389	165	32.735	177	48.233		206									

32 Zhou Guan Yu, ITA ,									theoretical besttime: 1:27.289								
1	3:06.900	2:00.278	129	37.478	158	29.144	147		7	1:27.871	34.061	172	29.510	201	24.300	180	208
2	1:38.115	38.797	161	33.013	166	26.305	176	166	8	1:27.426	33.850	173	29.433	201	24.143	178	207
3	1:32.916	36.766	142	31.385	198	24.765	180	185	9	1:27.849	33.959	173	29.487	201	24.403	177	209
4	1:28.474	34.230	173	29.614	199	24.630	178	209	10	1:27.428	33.844	171	29.546	200	24.038	179	207
	1:28.147	33.871	173	29.453	201	24.823	176	205	11	1:30.091	34.381	174	30.845	203	24.865	177	212
5	2:06.995	37.889	158	34.744	194	54.362		188									
6	4:22.509	3:23.253	151	33.322	165	25.934	178										

33 Jan Jonck, DNK ,									theoretical besttime: 1:27.714								
1	2:58.217	1:54.641	156	35.362	183	28.214	167		7	1:28.485	34.089	173	29.823	196	24.573	176	204
2	1:37.338	37.548	163	34.061	190	25.729	148	195	8	1:28.000	33.989	173	29.547	199	24.464	175	204
3	1:36.149	38.261	166	32.085	151	25.803	176	166	9	1:30.207	34.619	169	30.155	199	25.433	176	204
4	1:28.563	34.318	172	29.697	198	24.548	176	203	10	1:27.716	33.884	172	29.549	199	24.283	176	205
	1:28.252	34.221	171	29.651	198	24.380	177	204	11	1:32.800	35.407	163	32.892	176	24.501	177	204



ADAC Formel 4

Lap analysis Qualifying G1



Provisional

DMSB Reg. Nr.: 104/2015
Deutscher Motor Sport Bund e.V.



Oschersleben, Length: 3696 m
 Air temperature: 23.0°C
 Track temperature: 30.7°C
 Weather condition: Dry

Friday 24.4.2015 15:55

Lap	Time	SE1	SP1	SE2	SP2	SE3	SP3	TSP	Lap	Time	SE1	SP1	SE2	SP2	SE3	SP3	TSP
5	2:08.435	36.859	167	34.507	184	57.069		188									
6	4:10.918	3:15.213	163	30.690	194	25.015	176										

34 Toni Wolf, DEU ,

theoretical besttime: 1:27.633

1	5:04.913	3:59.073	137	36.631	145	29.209	152		7	1:28.089	34.053	174	29.539	202	24.497	180	209
2	1:38.007	38.664	172	32.850	156	26.493	179	164	8	1:28.024	34.028	174	29.600	203	24.396	180	208
3	1:33.109	35.756	174	30.832	164	26.521	182	176	9	1:27.633	33.947	174	29.419	203	24.267	180	209
4	1:50.099	34.474	174	30.836	169	44.789		214	10	1:28.005	34.087	174	29.544	203	24.374	178	208
5	4:45.045	3:48.934	172	30.385	179	25.726	182		11	1:28.824	34.351	171	29.823	203	24.650	181	209
6	1:28.562	34.266	175	29.457	203	24.839	181	209									

36 Joseph Mawson, DEU ,

theoretical besttime: 1:26.705

1	3:34.314	2:30.464	160	35.401	154	28.449	153		7	1:30.025	35.045	173	30.202	198	24.778	179	204
2	1:39.801	40.178	147	33.210	183	26.413	174	162	8	1:27.136	33.682	175	29.359	203	24.095	179	208
3	1:34.093	36.912	149	32.146	180	25.035	178	180	9	1:29.916	33.676	175	31.878	201	24.362	179	207
4	1:27.600	33.692	175	29.449	201	24.459	178	207	10	1:27.066	33.619	174	29.227	203	24.220	181	207
5	1:49.312	33.629	174	31.356	169	44.327		208	11	1:26.705	33.493	174	29.172	203	24.040	179	207
6	4:41.509	3:42.226	169	32.414	177	26.869	176										

38 Luca Engstler, DEU ,

theoretical besttime: 1:28.822

1	1:49.093	48.970	164	32.979	195	27.144	172		8	1:36.439	36.398	170	32.670	156	27.371	179	192
2	1:32.501	36.218	169	30.884	197	25.399	176	198	9	1:29.723	34.686	169	29.953	199	25.084	180	209
3	1:29.975	34.858	170	30.194	200	24.923	177	204	10	1:29.412	34.657	173	29.961	203	24.794	177	204
4	1:29.791	34.718	167	30.181	199	24.892	178	205	11	1:29.471	34.489	169	30.167	202	24.815	177	206
5	1:29.903	34.817	166	30.245	199	24.841	178	206	12	1:29.000	34.287	172	30.131	201	24.582	178	207
6	1:53.615	34.632	171	30.660	190	48.323		207									
7	5:06.225	4:06.300	167	32.306	199	27.619	178										

44 Glenn Rupp, DEU ,

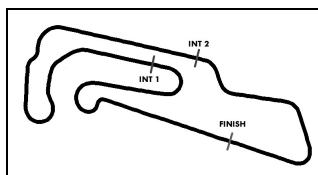
theoretical besttime: 1:29.759

1	3:55.068	2:48.375	130	37.382	154	29.311	165		5	1:55.415	35.413	159	33.273	189	46.729		205
2	1:41.416	38.836	140	34.500	162	28.080	174	193	6	4:26.192	3:30.435	170	30.699	199	25.058	173	
3	1:35.603	36.394	169	33.416	167	25.793	175	181	7	2:01.344	37.101	146	35.704	136	48.539		200
4	1:29.759	34.621	171	30.176	198	24.962	176	205									

55 Marylin Niederhauser, DEU ,

theoretical besttime: 1:31.465

1	2:30.265	1:24.872	162	36.401	190	28.992	171		8	1:31.894	35.030	172	31.196	197	25.668	177	203
2	1:37.917	37.517	168	33.529	194	26.871	175	198	9	1:31.488	34.998	171	30.958	198	25.532	175	204
3	1:36.831	37.029	170	31.790	194	28.012	174	201	10	1:56.552	56.382	158	33.816	198	26.354	176	203
4	1:33.886	35.730	171	31.689	195	26.467	176	204	11	1:32.848	35.538	170	31.542	199	25.768	177	204
5	1:32.540	35.343	171	31.322	196	25.875	176	205	12	1:32.276	35.484	170	30.942	197	25.850	177	204
6	2:05.168	36.043	169	35.986	190	53.139		204									
7	4:04.056	3:05.532	169	32.281	197	26.243	176										



ADAC Formel 4

Vmax list Qualifying G1



Provisional

DMSB Reg. Nr.: 104/2015
Deutscher Motor Sport Bund e.V.



Oschersleben, Length: 3696 m

Air temperature: 23.0°C

Track temperature: 30.7°C

Weather condition: Dry

Friday 24.4.2015 15:55

Nr	Team, Car, Driver, Nat	Top speed
34	Team pirosports, ADAC Formel 4 powered by Abarth Wolf Toni , DEU	214,00 km/h
32	Prema Powerteam SRL, ADAC Formel 4 powered by Abarth Guan Yu Zhou , ITA	212,23 km/h
24	Robin Brezina, ADAC Formel 4 powered by Abarth Brezina Robin , DEU	210,77 km/h
38	Liqui Moly Team Engstler, ADAC Formel 4 powered by Abarth Engstler Luca , DEU	209,49 km/h
3	Mücke-Motorsport, ADAC Formel 4 powered by Abarth Mazatis Benjamin , DEU	208,96 km/h
6	Mücke-Motorsport, ADAC Formel 4 powered by Abarth Ortmann Mike David , DEU	208,76 km/h
19	SMG Swiss Motorsport Group, ADAC Formel 4 powered by Abarth Drudi Mattia , ITA	208,31 km/h
2	Neuhauser Racing Team, ADAC Formel 4 powered by Abarth Zimmermann Tim , DEU	208,19 km/h
36	Van Amersfoort Racing, ADAC Formel 4 powered by Abarth Mawson Joseph , DEU	207,67 km/h
20	SMG Swiss Motorsport Group, ADAC Formel 4 powered by Abarth Rogivue Nikolaj , DEU	207,67 km/h
18	SMG Swiss Motorsport Group, ADAC Formel 4 powered by Abarth Maggi Giorgio , DEU	207,59 km/h
12	Mücke-Motorsport, ADAC Formel 4 powered by Abarth Preining Thomas , AUT	206,51 km/h
27	HTP Juniorteam, ADAC Formel 4 powered by Abarth Dienst Marvin , DEU	206,23 km/h
14	Jenzer Motorsport, ADAC Formel 4 powered by Abarth Müller-Crepon Moritz , DEU	206,03 km/h
44	RS Competition, ADAC Formel 4 powered by Abarth Rupp Glenn , DEU	205,48 km/h
22	Lechner Racing, ADAC Formel 4 powered by Abarth Janits Florian , DEU	205,44 km/h
55	Race Performance, ADAC Formel 4 powered by Abarth Niederhauser Marylin , DEU	205,44 km/h
33	RS Competition, ADAC Formel 4 powered by Abarth Jonck Jan , DNK	204,73 km/h
11	Team Scheider, ADAC Formel 4 powered by Abarth Wippersteg Leon , DEU	203,84 km/h