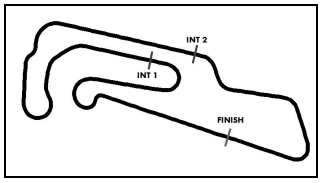

ADAC Formel 4

Sector List Testsession 5

Provisional

Motorsportarena Oschersleben, Length: 3696m
Air temperature: 10.98°C
Track temperature: 13.2°C
Weather condition: Dry

DMSB Reg. Nr.:

Tuesday, April 11, 2017 13:00:00

1 Drugovich, DEU

theoretical besttime: 1:26.209

Lap	Time	SE1	SP1	SE2	SP2	SE3	SP3	TSP	Lap	Time	SE1	SP1	SE2	SP2	SE3	SP3	TSP
1	2:11.978	1:09.967	136	34.823	185	27.188	156		16	1:34.952	37.262	152	31.830	167	25.860	162	169
2	1:32.182	36.349	157	30.758	179	25.075	170	172	17	1:30.414	35.888	169	29.895	199	24.631	173	179
3	1:29.557	34.604	172	30.472	201	24.481	177	199	18	1:27.835	34.142	173	29.243	201	24.450	177	201
4	1:27.716	34.152	172	29.229	204	24.335	177	206	19	1:28.507	34.981	175	29.227	206	24.299	180	169
5	1:30.325	33.860	172	30.126	141	26.339	177	208	20	1:29.704	36.679	165	29.034	205	23.991	177	**213**
6	1:27.737	34.083	172	29.322	203	24.332	177	207	21	**1:26.337**	33.521	173	28.900	204	23.916	176	208
7	1:27.315	33.941	171	29.207	204	24.167	177	207	22	1:26.651	33.570	173	28.925	204	24.156	177	207
8	1:27.380	33.849	170	29.286	203	24.245	177	207	23	1:26.432	**33.494**	**174**	**28.880**	**205**	24.058	181	207
9	1:26.990	33.858	172	29.063	205	24.069	177	207	24	1:26.350	33.577	173	28.892	205	23.881	178	211
10	1:27.029	33.700	172	29.169	204	24.160	176	207	25	1:26.440	33.576	172	29.015	203	23.849	178	208
11	1:27.462	33.898	172	29.274	203	24.290	179	206	26	1:29.828	33.685	173	31.224	203	24.919	178	209
12	1:32.407	36.286	141	31.458	201	24.663	177	212	27	1:26.481	33.631	172	28.925	204	23.925	177	207
13	1:27.388	33.844	172	29.295	203	24.249	177	207	28	1:26.605	33.788	172	28.944	205	23.873	178	206
14	1:37.906	34.688	173	29.879	204	33.339	59	207	29	1:26.408	33.645	174	28.928	204	**23.835**	**177**	207
15	12:39.142	11:33.408	129	37.476	156	28.258	161		30	1:40.238	33.938	172	30.103	203	36.197	53	207

2 Vesti, DNK

theoretical besttime: 1:26.876

Lap	Time	SE1	SP1	SE2	SP2	SE3	SP3	TSP	Lap	Time	SE1	SP1	SE2	SP2	SE3	SP3	TSP
1	2:15.255	1:10.755	142	36.701	173	27.799	165		16	1:34.744	38.066	155	31.134	180	25.544	172	175
2	1:33.662	36.431	169	31.008	202	26.223	177	177	17	1:32.484	36.913	172	30.304	188	25.267	179	156
3	1:31.048	34.827	173	30.765	174	25.456	178	206	18	1:29.312	34.428	174	30.447	204	24.437	179	209
4	1:38.640	42.688	171	30.488	203	25.464	176	208	19	1:28.249	34.007	175	29.605	204	24.637	179	209
5	1:29.330	34.420	172	29.985	203	24.925	176	204	20	1:45.678	39.260	150	30.653	204	35.765	54	208
6	1:30.158	35.349	170	30.033	201	24.776	177	206	21	3:03.612	2:07.247	172	30.893	204	25.472	176	
7	1:28.404	34.275	169	29.511	203	24.618	175	207	22	1:28.185	34.447	175	29.357	203	24.381	179	204
8	1:28.415	34.091	170	29.794	201	24.530	177	206	23	1:27.387	33.720	175	29.179	205	24.488	182	209
9	1:28.213	33.933	172	29.266	204	25.014	176	206	24	1:27.868	34.312	172	29.259	204	24.297	178	**210**
10	1:28.633	34.483	170	29.529	203	24.621	177	205	25	**1:26.972**	**33.674**	**174**	29.175	203	**24.123**	**179**	209
11	1:27.648	33.898	172	29.411	202	24.339	177	206	26	1:27.065	33.706	174	29.228	204	24.131	179	208
12	1:27.536	33.814	172	29.366	201	24.356	177	206	27	1:27.088	33.750	173	29.162	204	24.176	178	208
13	1:42.432	34.047	170	29.798	204	38.587	54	207	28	1:27.141	33.708	175	**29.079**	**204**	24.354	178	207
14	11:33.048	10:25.294	139	37.779	158	29.975	160		29	1:43.779	33.743	172	30.188	204	39.848	54	207
15	1:40.578	38.689	147	34.411	153	27.478	160	168									

3 Gachot, GBR

theoretical besttime: 1:26.433

Lap	Time	SE1	SP1	SE2	SP2	SE3	SP3	TSP	Lap	Time	SE1	SP1	SE2	SP2	SE3	SP3	TSP
1	1:49.005	47.006	148	34.817	166	27.182	169		16	1:34.985	37.150	165	31.833	193	26.002	173	195
2	1:32.987	36.358	164	30.864	194	25.765	176	188	17	1:30.577	35.219	171	30.501	197	24.857	177	197
3	1:28.842	34.474	172	29.705	202	24.663	177	205	18	1:27.983	34.185	171	29.308	204	24.490	177	207
4	1:29.673	34.272	172	30.035	203	25.366	175	206	19	1:27.702	33.552	174	29.155	205	24.995	178	207
5	1:28.505	34.214	173	29.645	206	24.646	178	208	20	1:28.655	34.702	132	30.001	206	**23.952**	**179**	206
6	1:27.911	34.227	173	29.350	202	24.334	177	**212**	21	**1:26.535**	**33.507**	**175**	29.044	204	23.984	177	210
7	1:27.615	33.920	173	29.299	202	24.396	177	207	22	1:26.627	33.550	175	29.105	204	23.972	179	208
8	1:27.601	33.855	171	29.373	204	24.373	178	207	23	1:26.837	33.625	174	29.054	203	24.158	178	209
9	1:27.587	33.847	173	29.285	203	24.455	176	208	24	1:26.839	33.664	174	29.191	204	23.984	179	208
10	1:27.914	34.032	172	29.384	204	24.498	176	207	25	1:26.840	33.658	173	29.198	204	23.984	178	208
11	1:27.670	33.901	172	29.404	203	24.365	177	207	26	1:26.734	33.592	173	**28.974**	**204**	24.168	177	207
12	1:27.323	33.787	172	29.365	202	24.171	177	207	27	1:27.127	33.589	174	29.130	206	24.408	180	208
13	1:27.552	33.948	173	29.330	203	24.274	178	207	28	1:27.245	33.811	175	29.078	206	24.356	179	212
14	1:37.791	33.907	173	29.477	203	34.407	57	207	29	1:27.115	33.714	174	29.031	205	24.370	176	210
15	13:31.979	12:27.355	130	36.469	161	28.155	169										

4 Flörsch, DEU

theoretical besttime: 1:26.437

Lap	Time	SE1	SP1	SE2	SP2	SE3	SP3	TSP	Lap	Time	SE1	SP1	SE2	SP2	SE3	SP3	TSP
1	1:48.633	46.315	153	34.706	175	27.612	172		16	11:39.190	10:33.440	140	37.301	161	28.449	170	
2	1:35.678	36.200	164	30.978	199	28.500	177	200	17	1:36.402	37.001	161	32.970	156	26.431	180	202
3	1:29.894	35.063	174	29.974	204	24.857	179	207	18	1:31.687	35.448	163	31.025	164	25.214	178	210
4	1:28.438	34.319	173	29.576	204	24.543	181	209	19	1:27.633	33.958	174	29.283	205	24.392	178	210
5	1:27.940	34.020	172	29.398	204	24.522	178	211	20	1:26.857	33.604	175	29.067	206	24.186	180	209
6	1:35.636	33.771	175	29.347	**207**	32.518	177	209	21	1:26.718	33.586	175	**28.949**	**205**	24.183	180	211
7	1:30.077	34.057	173	31.574	205	24.446	181	209	22	1:26.568	33.452	176	29.000	206	24.116	180	210
8	1:27.355	33.757	175	29.306	204	24.292	179	211	23	1:36.551	33.485	177	38.011	161	25.055	180	**212**
9	1:28.112	33.690	174	29.730	205	24.692	179	210	24	1:26.672	33.508	176	29.028	205	24.136	181	212
10	1:27.402	33.855	173	29.184	204	24.363	177	211	25	**1:26.449**	**33.399**	**175**	28.961	206	**24.089**	**180**	211
11	1:28.121	33.808	173	29.257	205	25.056	175	208	26	1:26.624	33.468	174	29.034	206	24.122	180	210

CERTINA SWISS WATCHES

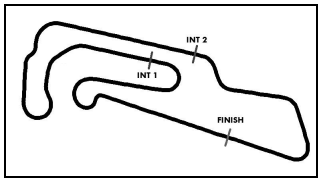

ADAC Formel 4

Sector List Testsession 5

Provisional

Motorsportarena Oschersleben, Length: 3696m
Air temperature: 10.98°C
Track temperature: 13.2°C
Weather condition: Dry

DMSB Reg. Nr.:

Tuesday, April 11, 2017 13:00:00

Lap	Time	SE1	SP1	SE2	SP2	SE3	SP3	TSP	Lap	Time	SE1	SP1	SE2	SP2	SE3	SP3	TSP
12	1:27.201	33.779	174	29.152	204	24.270	178	208	27	1:32.362	33.500	176	33.419	167	25.443	182	212
13	1:27.036	33.641	174	29.084	204	24.311	179	209	28	1:28.456	33.671	175	30.316	206	24.469	179	211
14	1:27.170	33.707	174	29.147	204	24.316	178	207	29	1:26.667	33.522	175	29.026	206	24.119	181	210
15	1:36.180	33.739	173	29.725	204	32.716	58	208	30	1:35.363	33.507	175	29.133	205	32.723	67	212

5 Zendeli, DEU

theoretical besttime: 1:26.420

1	1:55.372	53.314	155	34.952	148	27.106	171		15	9:56.997	8:57.882	145	33.159	196	25.956	172	
2	1:43.661	42.272	129	33.959	172	27.430	173	142	16	1:30.305	35.307	166	29.888	197	25.110	178	201
3	1:28.854	34.771	173	29.547	203	24.536	178	198	17	1:30.066	33.934	175	29.236	204	26.896	180	208
4	1:27.546	34.115	172	29.207	204	24.224	177	207	18	1:39.049	33.841	175	29.492	198	35.716	178	209
5	1:30.486	33.852	173	32.281	204	24.353	177	209	19	1:27.480	34.121	172	29.126	206	24.233	179	209
6	1:29.741	33.852	174	29.097	206	26.792	178	207	20	**1:26.455**	33.677	175	**28.794**	**206**	**23.984**	**179**	**210**
7	1:27.600	33.994	171	29.268	204	24.338	177	208	21	1:31.440	36.071	140	30.957	201	24.412	178	209
8	1:37.067	33.967	172	29.776	198	33.324	56	208	22	1:26.874	33.770	174	29.009	203	24.095	180	209
9	4:59.585	3:56.932	151	34.392	152	28.261	171		23	1:26.698	**33.642**	**174**	29.019	204	24.037	179	209
10	1:34.148	38.064	169	31.246	197	24.838	175	174	24	1:27.036	33.722	173	29.112	205	24.202	179	208
11	1:28.468	34.530	170	29.499	202	24.439	177	201	25	1:26.840	33.781	174	29.016	204	24.043	179	209
12	1:27.559	33.987	173	29.167	205	24.405	177	208	26	1:31.041	33.692	175	32.668	196	24.681	179	210
13	1:42.871	44.676	172	29.977	163	28.218	178	207	27	1:26.977	33.680	174	28.992	205	24.305	179	209
14	1:59.439	36.739	139	38.665	129	44.035	58	208	28	1:35.477	33.726	174	29.191	203	32.560	58	209

6 Beckhäuser, CZE

theoretical besttime: 1:33.635

1	2:20.198	1:04.551	148	44.520	135	31.127	168		7	**1:33.874**	**35.539**	**170**	31.672	203	**26.663**	**174**	205
2	1:47.465	40.744	133	36.471	181	30.250	143	199	8	2:05.426	43.903	167	34.953	201	46.570	55	204
3	1:41.957	40.156	168	34.028	194	27.773	170	149	9	9:07.648	7:58.633	131	38.974	158	30.041	168	
4	1:36.079	36.398	169	32.135	200	27.546	173	201	10	29:24.108	27:53.058	131	58.803	140	32.247	156	200
5	1:36.028	36.296	**172**	31.719	200	28.013	172	**207**	11	2:08.044	41.592	164	38.822	193	47.630	56	171
6	1:34.424	35.845	170	**31.433**	200	27.146	170	206									

7 Söderström, SWE

theoretical besttime: 1:26.579

1	1:50.313	47.905	162	34.652	156	27.756	172		15	11:09.557	10:05.132	144	36.477	154	27.948	169	
2	1:41.316	38.490	137	33.661	140	29.165	173	170	16	1:32.928	36.178	166	31.189	193	25.561	172	201
3	1:33.928	36.102	160	32.301	152	25.525	177	200	17	1:30.138	34.542	173	30.842	194	24.754	179	203
4	1:28.608	34.237	171	29.781	204	24.590	177	208	18	1:30.736	33.827	173	29.286	206	27.623	178	210
5	1:27.534	33.785	173	29.376	204	24.373	179	209	19	1:36.473	36.249	141	33.379	183	26.845	178	209
6	1:30.877	36.674	163	29.688	203	24.515	177	210	20	1:28.741	34.302	174	30.069	204	24.370	178	209
7	1:27.254	33.733	173	29.322	205	24.199	178	209	21	1:27.099	33.646	174	29.126	205	24.327	177	210
8	1:27.509	33.714	173	29.406	202	24.389	178	210	22	1:26.840	33.586	175	29.087	205	24.167	180	209
9	1:29.521	33.623	174	29.219	205	26.679	179	212	23	1:31.758	**33.440**	**174**	29.904	200	28.414	180	209
10	1:27.000	33.573	174	29.208	205	24.219	178	209	24	**1:26.710**	33.571	175	**29.083**	**205**	**24.056**	**181**	209
11	1:29.877	33.661	173	31.970	205	24.246	177	209	25	1:31.229	33.479	175	31.068	200	26.682	177	**212**
12	1:26.940	33.561	173	29.173	204	24.206	179	209	26	1:27.234	33.571	174	29.263	204	24.400	179	211
13	1:27.222	33.514	174	29.207	204	24.501	180	210	27	1:26.739	33.455	175	29.106	204	24.178	180	211
14	1:37.491	33.871	174	29.233	205	34.387	59	208	28	1:39.043	33.588	174	29.500	206	35.955	62	210

9 Armstrong, NZL

theoretical besttime: 1:26.222

1	4:30.109	3:28.622	160	35.194	186	26.293	172		14	12:08.935	11:05.662	150	35.727	171	27.546	170	
2	1:36.577	35.627	165	33.399	125	27.551	173	201	15	1:35.618	36.776	169	32.532	178	26.310	164	192
3	1:32.839	34.969	170	32.923	166	24.947	174	205	16	1:33.530	36.570	162	31.098	174	25.862	177	187
4	1:27.856	34.124	172	29.406	201	24.326	176	206	17	1:30.273	34.275	172	30.213	183	25.785	177	209
5	1:27.956	33.986	173	29.131	203	24.839	176	206	18	1:27.449	33.962	174	29.116	204	24.371	177	208
6	1:27.263	33.892	172	29.154	203	24.217	177	206	19	1:26.997	33.995	175	29.018	205	23.984	178	**212**
7	1:29.596	33.900	173	29.193	203	26.503	176	206	20	1:26.462	33.575	175	28.963	203	23.924	178	209
8	1:37.875	37.463	138	32.977	145	27.435	176	206	21	1:26.536	33.620	175	29.023	203	**23.893**	**178**	209
9	1:28.472	34.023	172	29.529	199	24.920	175	207	22	**1:26.249**	**33.464**	**174**	**28.865**	**204**	23.920	178	209
10	1:27.296	33.914	173	29.266	201	24.116	176	207	23	1:31.137	37.352	164	29.642	204	24.143	179	210
11	1:27.053	33.897	173	29.154	201	24.002	178	209	24	1:26.435	33.523	175	28.979	204	23.933	179	209
12	1:27.354	33.895	174	29.191	201	24.268	175	208	25	1:26.769	33.667	173	28.962	204	24.140	177	208
13	1:39.167	33.845	172	29.277	203	36.045	53	207	26	1:43.950	33.583	174	34.538	176	35.829	56	210

CERTINA SWISS WATCHES

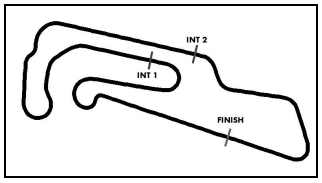

ADAC Formel 4

Sector List Testsession 5

Provisional

Motorsportarena Oschersleben, Length: 3696m
Air temperature: 10.98°C
Track temperature: 13.2°C
Weather condition: Dry

DMSB Reg. Nr.:

Tuesday, April 11, 2017 13:00:00

10 Wagner, DEU — theoretical besttime: 1:28.744

Lap	Time	SE1	SP1	SE2	SP2	SE3	SP3	TSP	Lap	Time	SE1	SP1	SE2	SP2	SE3	SP3	TSP
1	2:25.048	1:18.345	155	36.598	146	30.105	146		13	12:51.341	11:42.562	128	39.124	152	29.655	170	
2	1:42.161	40.176	156	33.940	175	28.045	165	155	14	1:41.312	38.804	140	34.673	160	27.835	173	200
3	1:35.193	37.144	170	32.319	198	25.730	176	173	15	1:33.962	36.535	168	31.762	201	25.665	176	207
4	1:31.549	35.552	171	30.820	201	25.177	176	206	16	1:33.004	35.108	170	31.715	200	26.181	176	208
5	1:30.181	34.647	172	30.444	203	25.090	177	206	17	1:30.719	35.173	173	30.560	202	24.986	177	208
6	1:29.778	34.588	171	30.041	202	25.149	176	207	18	1:29.493	34.578	175	29.977	203	24.938	178	209
7	1:29.392	34.450	173	29.971	203	24.971	177	206	19	1:29.521	34.616	173	29.966	204	24.939	178	208
8	1:29.678	34.703	173	30.167	203	24.808	**178**	207	20	1:29.282	34.325	173	30.024	203	24.933	177	209
9	1:29.546	34.293	172	30.299	203	24.954	177	209	21	**1:28.744**	**34.275**	**174**	**29.930**	**202**	**24.539**	**178**	208
10	1:29.538	34.313	172	30.253	203	24.972	178	207	22	1:30.017	35.248	173	30.018	202	24.751	178	208
11	1:29.286	34.278	173	30.061	201	24.947	178	208	23	1:29.326	34.509	173	30.049	204	24.768	178	**209**
12	1:44.452	35.860	170	32.774	178	35.818	54	207	24	1:44.908	36.737	172	30.953	149	37.218	54	209

11 Wishofer, AUT — theoretical besttime: 1:27.585

Lap	Time	SE1	SP1	SE2	SP2	SE3	SP3	TSP	Lap	Time	SE1	SP1	SE2	SP2	SE3	SP3	TSP
1	2:15.960	1:11.948	149	36.002	170	28.010	158		14	1:32.864	36.360	171	31.042	199	25.462	177	192
2	1:33.310	36.513	170	30.400	198	26.397	177	179	15	1:29.815	35.008	174	29.910	203	24.897	180	205
3	1:29.969	34.826	175	30.333	203	24.810	177	210	16	1:28.821	34.442	175	29.585	205	24.794	176	210
4	1:28.806	34.245	173	29.695	204	24.866	177	207	17	1:28.715	34.268	175	29.387	204	25.060	178	208
5	1:28.020	34.166	174	29.346	206	24.508	180	208	18	1:40.203	34.414	175	29.382	205	36.407	54	208
6	1:27.959	34.031	173	**29.274**	**207**	24.654	181	210	19	3:59.305	3:02.991	172	31.015	154	25.299	177	
7	1:28.431	34.399	**176**	29.484	205	24.548	180	214	20	1:28.608	34.993	173	29.279	204	**24.336**	**178**	206
8	1:28.164	34.075	175	29.464	204	24.625	**181**	212	21	1:29.124	34.163	173	29.924	204	25.037	179	208
9	**1:27.845**	**33.975**	174	29.371	205	24.499	176	212	22	1:28.396	34.674	175	29.319	204	24.403	178	**214**
10	1:28.942	34.066	175	29.584	204	25.292	177	210	23	1:28.014	34.262	173	29.326	206	24.426	179	208
11	1:37.409	34.193	175	29.391	203	33.825	55	207	24	1:28.398	34.018	175	29.433	206	24.947	179	209
12	14:52.530	13:47.234	156	36.582	164	28.714	155		25	1:28.003	34.197	175	29.426	205	24.380	179	210
13	1:37.858	38.223	161	32.961	183	26.674	160	180	26	1:41.247	34.503	175	30.331	203	36.413	53	209

13 Scherer, CHE — theoretical besttime: 1:26.193

Lap	Time	SE1	SP1	SE2	SP2	SE3	SP3	TSP	Lap	Time	SE1	SP1	SE2	SP2	SE3	SP3	TSP
1	1:51.579	50.226	166	34.113	194	27.240	174		12	1:39.305	39.745	162	33.367	193	26.193	180	178
2	1:38.440	36.508	168	33.014	142	28.918	175	204	13	1:34.205	35.875	117	33.108	184	25.222	181	210
3	1:31.544	35.242	169	30.448	187	25.854	180	207	14	1:27.817	34.200	174	29.365	205	24.252	181	213
4	1:28.355	34.288	173	29.495	207	24.572	180	210	15	1:27.200	33.749	176	29.388	200	24.063	182	213
5	1:27.744	33.978	174	29.094	208	24.672	181	211	16	1:26.452	33.623	175	**28.795**	**208**	24.034	180	213
6	1:26.933	33.649	**176**	29.065	207	24.219	182	211	17	1:31.035	35.824	147	30.429	207	24.782	180	212
7	1:30.883	34.044	126	32.405	198	24.434	181	213	18	**1:26.326**	33.531	175	28.866	208	23.929	182	212
8	1:26.707	33.696	175	28.967	206	24.044	**182**	212	19	1:26.349	33.615	175	28.866	206	**23.868**	**181**	212
9	1:36.572	33.590	175	30.865	**210**	32.117	56	**214**	20	1:33.622	38.742	174	29.402	205	25.478	179	212
10	10:13.759								21	1:26.694	33.650	175	29.056	208	23.988	181	209
11	15:02.120	13:55.964	137	37.172	172	28.984	173		22	1:35.393	**33.530**	**175**	28.961	205	32.902	53	212

18 Hanses, DEU — theoretical besttime: 1:26.931

Lap	Time	SE1	SP1	SE2	SP2	SE3	SP3	TSP	Lap	Time	SE1	SP1	SE2	SP2	SE3	SP3	TSP
1	1:53.478	48.902	153	35.301	191	29.275	166		15	10:47.858							
2	1:37.209	36.427	169	32.647	163	28.135	169	179	16	2:01.308	1:00.899	151	33.824	160	26.585	157	
3	1:31.599	35.892	169	30.179	199	25.528	177	196	17	1:32.794	36.845	145	30.931	204	25.018	179	176
4	1:30.035	34.665	172	30.469	201	24.901	176	206	18	1:30.979	35.766	174	30.041	199	25.172	178	208
5	1:28.457	34.414	172	29.546	202	24.497	177	206	19	1:27.753	34.137	173	29.297	203	24.319	179	208
6	1:28.120	34.049	173	29.387	203	24.684	177	207	20	1:27.574	33.906	170	29.302	203	24.366	178	209
7	1:29.009	34.030	174	29.397	**205**	25.582	178	207	21	1:27.362	33.868	174	29.209	202	24.285	178	207
8	1:27.854	34.082	173	29.394	203	24.378	**179**	208	22	1:27.033	33.741	174	29.121	203	**24.171**	**178**	208
9	1:29.048	33.994	170	29.587	205	25.467	179	**209**	23	**1:27.012**	**33.648**	**173**	29.190	204	24.174	179	208
10	1:27.865	34.044	174	29.336	204	24.485	176	208	24	1:27.214	33.750	175	29.239	202	24.225	179	209
11	1:36.618	34.034	174	29.543	203	33.041	56	207	25	1:28.736	33.759	173	29.977	200	25.000	178	207
12	5:17.147	4:21.348	164	30.784	191	25.015	177		26	1:27.226	33.920	173	**29.112**	**204**	24.194	178	207
13	1:29.604	34.458	174	29.394	203	25.752	178	207	27	1:28.012	33.879	175	29.627	203	24.506	179	208
14	1:41.556	34.272	172	31.606	193	35.678	56	207	28	1:37.859	33.839	175	29.673	203	34.347	55	208

CERTINA SWISS WATCHES

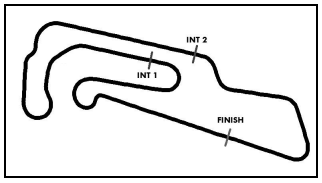

ADAC Formel 4

Sector List Testsession 5

Provisional

Motorsportarena Oschersleben, Length: 3696m
Air temperature: 10.98°C
Track temperature: 13.2°C
Weather condition: Dry

DMSB Reg. Nr.:

Tuesday, April 11, 2017 13:00:00

25 Ghattas, DEU — theoretical besttime: 1:28.400

Lap	Time	SE1	SP1	SE2	SP2	SE3	SP3	TSP	Lap	Time	SE1	SP1	SE2	SP2	SE3	SP3	TSP
1	2:13.312	1:06.622	146	38.401	160	28.289	171		14	6:18.066	5:14.442	161	35.698	193	27.926	170	
2	1:35.418	37.161	161	32.014	198	26.243	173	196	15	1:36.541	37.190	167	32.720	194	26.631	174	185
3	1:33.654	36.701	173	31.058	198	25.895	175	179	16	1:35.871	37.866	129	32.128	199	25.877	177	202
4	1:31.380	35.039	170	30.613	201	25.728	175	204	17	1:30.521	34.944	171	30.271	202	25.306	178	207
5	1:31.001	35.006	171	30.422	201	25.573	175	204	18	1:30.352	34.484	175	29.958	205	25.910	178	209
6	1:30.704	34.827	172	30.221	200	25.656	176	204	19	1:29.507	34.385	174	29.806	205	25.316	178	209
7	1:41.764	35.008	172	30.255	201	36.501	71	206	20	1:53.587	38.112	153	33.902	167	41.573	55	208
8	2:06.604	1:10.268	173	30.491	203	25.845	175		21	6:36.400	5:37.024	156	32.586	186	26.790	176	
9	1:32.308	35.181	172	30.427	200	26.700	175	206	22	1:30.646	35.451	175	29.956	204	25.239	178	206
10	1:31.396	34.988	170	30.549	201	25.859	177	205	23	1:28.958	34.407	173	29.791	204	24.760	178	207
11	1:44.230	34.944	173	30.077	202	39.209	56	**210**	24	**1:28.485**	**34.307**	**172**	29.694	204	**24.484**	**178**	208
12	5:17.165	4:10.439	135	37.166	190	29.560	172		25	1:28.528	34.391	173	**29.609**	**203**	24.528	179	209
13	2:02.605	40.182	140	38.635	139	43.788	60	199	26	1:45.682	34.431	170	29.612	204	41.639	50	207

26 Laurin, DEU — theoretical besttime: 1:28.824

Lap	Time	SE1	SP1	SE2	SP2	SE3	SP3	TSP	Lap	Time	SE1	SP1	SE2	SP2	SE3	SP3	TSP
1	2:35.173	1:29.691	134	36.256	168	29.226	156		12	6:51.558	5:36.743	155	34.640	160	40.175	53	
2	1:37.761	38.406	160	32.600	180	26.755	166	170	13	6:12.519	5:10.203	161	34.723	173	27.593	161	
3	1:38.681	37.861	152	33.806	180	27.014	163	169	14	1:35.136	37.019	159	32.218	189	25.899	175	191
4	1:32.364	36.160	171	30.488	201	25.716	173	177	15	1:32.904	36.119	167	31.176	198	25.609	174	188
5	1:41.182	34.621	171	30.313	200	36.248	54	206	16	1:31.029	35.250	173	30.309	200	25.470	176	200
6	2:24.093	1:28.484	173	30.357	203	25.252	175		17	1:41.230	34.754	173	30.390	201	36.086	54	208
7	1:29.662	34.500	171	30.114	201	25.048	175	208	18	4:00.539	3:04.074	172	31.494	194	24.971	177	
8	1:29.434	34.334	**173**	30.014	201	25.086	175	205	19	1:29.039	34.272	173	29.961	200	**24.806**	**175**	207
9	1:29.556	34.408	171	30.160	202	24.988	175	207	20	1:30.136	34.386	173	30.501	172	25.249	178	206
10	1:29.257	34.335	172	30.090	201	24.832	175	205	21	**1:28.989**	**34.128**	**173**	**29.890**	**202**	24.971	175	208
11	1:41.127	34.257	173	30.089	201	36.781	53	207	22	1:42.373	34.395	173	30.591	203	37.387	55	**208**

27 Nielsen, DNK — theoretical besttime: 1:27.059

Lap	Time	SE1	SP1	SE2	SP2	SE3	SP3	TSP	Lap	Time	SE1	SP1	SE2	SP2	SE3	SP3	TSP
1	1:52.505	50.991	165	34.156	187	27.358	169		13	1:37.626	39.017	131	32.727	191	25.882	173	196
2	1:35.112	35.966	167	32.276	178	26.870	170	197	14	1:34.912	34.873	170	32.129	198	27.910	177	202
3	1:31.193	34.927	171	30.062	197	26.204	177	197	15	1:28.705	34.343	172	29.585	203	24.777	178	207
4	1:28.436	34.259	172	29.592	202	24.585	177	205	16	1:31.173	37.017	166	29.736	200	24.420	179	207
5	1:27.781	33.968	173	29.449	203	24.364	177	206	17	1:27.415	33.872	174	29.369	202	24.174	179	208
6	1:27.972	33.981	174	29.424	204	24.567	179	206	18	1:27.113	33.702	174	29.200	203	24.211	177	209
7	1:27.982	34.169	174	29.405	203	24.408	177	**211**	19	**1:27.059**	**33.697**	**174**	**29.198**	**204**	**24.164**	**178**	208
8	1:27.653	33.927	173	29.412	203	24.314	178	207	20	1:27.455	33.702	173	29.246	204	24.507	178	209
9	1:27.682	34.010	173	29.341	204	24.331	178	208	21	1:31.674	33.786	174	31.045	175	26.843	178	209
10	1:40.557	34.012	173	29.423	**206**	37.122	56	209	22	1:29.035	35.091	166	29.635	204	24.309	178	207
11	16:05.071								23	1:27.422	33.962	173	29.253	204	24.207	177	207
12	5:34.785	4:30.810	148	35.782	189	28.193	159		24	1:27.487	33.920	174	29.326	202	24.241	177	207

28 Schramm, DEU — theoretical besttime: 1:26.880

Lap	Time	SE1	SP1	SE2	SP2	SE3	SP3	TSP	Lap	Time	SE1	SP1	SE2	SP2	SE3	SP3	TSP
1	1:50.704	49.098	166	34.362	171	27.244	173		15	5:59.065	4:55.338	165	35.909	172	27.818	172	
2	1:37.976	35.681	171	34.171	145	28.124	173	202	16	1:35.721	37.156	170	32.152	178	26.413	173	187
3	1:42.940	39.664	128	35.624	145	27.652	176	202	17	1:39.820	37.986	116	34.097	119	27.737	175	190
4	1:28.904	34.641	172	29.632	204	24.631	177	206	18	1:34.002	36.121	164	32.657	162	25.224	178	205
5	1:28.735	34.350	173	29.701	203	24.684	177	206	19	1:28.673	34.222	175	29.762	204	24.689	177	208
6	1:33.563	38.565	167	30.205	203	24.793	177	206	20	1:27.521	33.930	173	29.297	203	24.294	177	208
7	1:28.479	34.251	173	29.582	203	24.646	177	208	21	1:32.784	38.879	172	29.532	202	24.373	178	207
8	1:28.191	34.194	171	29.446	203	24.551	178	208	22	1:27.095	33.815	174	29.115	203	24.165	178	207
9	1:27.973	34.176	171	29.370	204	24.427	177	**209**	23	1:27.198	33.804	174	29.144	204	24.250	177	207
10	1:39.727	34.477	171	29.848	203	35.402	74	207	24	1:27.230	33.938	173	**29.098**	**203**	24.194	179	207
11	4:40.736	3:42.590	138	32.537	200	25.609	176		25	**1:26.932**	**33.705**	**174**	29.150	203	**24.077**	**178**	208
12	1:29.092	34.674	172	29.641	203	24.777	175	206	26	1:27.347	33.867	173	29.251	203	24.229	176	207
13	1:37.035	34.615	171	29.452	202	32.968	82	204	27	1:37.889	33.835	174	29.216	203	34.838	74	207
14	5:35.818																

CERTINA SWISS WATCHES

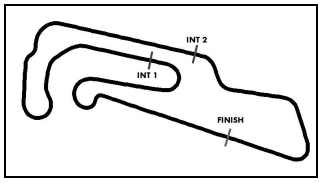

ADAC Formel 4

Sector List Testsession 5

Provisional

Motorsportarena Oschersleben, Length: 3696m
Air temperature: 10.98°C
Track temperature: 13.2°C
Weather condition: Dry

DMSB Reg. Nr.:

Tuesday, April 11, 2017 13:00:00

33 Aberdein, ZAF

theoretical besttime: 1:26.058

Lap	Time	SE1	SP1	SE2	SP2	SE3	SP3	TSP	Lap	Time	SE1	SP1	SE2	SP2	SE3	SP3	TSP
1	5:44.841	4:43.263	149	35.043	161	26.535	153		14	1:30.369	36.143	169	29.682	198	24.544	173	196
2	1:35.480	37.403	151	31.923	162	26.154	168	167	15	1:42.058	40.543	131	37.304	197	24.211	179	202
3	1:29.214	35.402	168	29.491	201	24.321	177	197	16	1:26.677	33.762	175	29.019	204	23.896	180	207
4	1:26.941	33.866	175	29.068	204	24.007	178	207	17	**1:26.213**	**33.425**	**176**	28.842	206	23.946	179	210
5	1:26.973	33.748	174	29.104	205	24.121	**181**	208	18	1:26.596	33.474	176	28.944	206	24.178	180	210
6	1:26.749	33.637	173	29.111	203	24.001	178	**212**	19	1:33.595	37.673	149	31.926	205	23.996	179	179
7	1:26.890	33.665	173	29.062	205	24.163	177	209	20	1:32.298	36.884	147	31.373	205	24.041	181	210
8	1:32.202	33.949	172	33.829	192	24.424	179	209	21	1:26.236	33.592	175	**28.809**	**206**	23.835	180	210
9	1:27.127	33.786	172	29.182	204	24.159	177	208	22	1:43.249	40.844	166	38.228	194	24.177	180	212
10	1:27.191	33.891	174	29.178	203	24.122	178	207	23	1:26.534	33.786	174	28.924	204	**23.824**	**180**	208
11	1:36.373	33.853	171	29.428	204	33.092	54	209	24	1:26.709	33.544	175	28.840	205	24.325	180	209
12	15:31.192	14:29.273	152	34.544	165	27.375	157		25	1:41.439	33.530	176	30.075	200	37.834	51	209
13	1:40.561	37.729	157	34.875	114	27.957	158	168									

42 Hoogenboom, NLD

theoretical besttime: 1:26.653

Lap	Time	SE1	SP1	SE2	SP2	SE3	SP3	TSP	Lap	Time	SE1	SP1	SE2	SP2	SE3	SP3	TSP
1	3:00.773	1:59.828	142	33.646	168	27.299	162		16	1:38.719	34.162	174	29.796	204	34.761	52	209
2	1:33.732	36.897	162	31.196	196	25.639	174	176	17	7:25.114	6:20.539	141	36.072	164	28.503	154	
3	1:29.461	34.752	170	29.982	199	24.727	177	200	18	1:40.237	38.679	144	34.059	154	27.499	161	160
4	1:28.124	34.233	174	29.453	203	24.438	176	208	19	1:33.417	36.817	160	31.404	195	25.196	179	176
5	1:28.773	34.071	172	29.430	204	25.272	177	208	20	1:28.752	34.209	176	29.941	203	24.602	180	210
6	1:27.838	34.027	174	29.481	203	24.330	177	208	21	1:27.694	34.256	175	29.208	206	24.230	181	212
7	1:27.565	33.984	175	29.253	204	24.328	178	207	22	1:27.324	33.675	177	29.367	206	24.282	179	213
8	1:27.843	33.910	173	29.535	204	24.398	177	209	23	1:26.807	33.589	176	**29.040**	**208**	24.178	181	211
9	1:27.879	33.978	175	29.401	204	24.500	177	211	24	1:28.851	34.194	176	30.504	206	24.153	180	**215**
10	1:27.901	34.075	173	29.370	204	24.456	177	208	25	1:26.834	33.676	177	29.069	204	24.089	180	210
11	1:27.899	34.062	174	29.410	203	24.427	178	207	26	1:27.211	33.663	176	29.210	201	24.338	180	212
12	1:28.312	33.944	174	29.520	203	24.848	177	209	27	1:26.866	**33.534**	**176**	29.164	205	24.168	181	211
13	1:28.320	34.076	175	29.624	203	24.620	178	210	28	1:26.966	33.578	175	29.175	206	24.213	180	213
14	1:27.887	33.979	173	29.483	206	24.425	178	209	29	**1:26.797**	33.582	176	29.136	205	**24.079**	**180**	212
15	1:28.399	34.189	175	29.753	203	24.457	177	208	30	1:39.727	33.646	176	29.202	207	36.879	56	214

44 Vips, ITA

theoretical besttime: 1:26.128

Lap	Time	SE1	SP1	SE2	SP2	SE3	SP3	TSP	Lap	Time	SE1	SP1	SE2	SP2	SE3	SP3	TSP
1	3:09.170	1:58.972	159	32.705	179	37.493	167		14	10:55.078	9:53.692	144	34.170	183	27.216	173	
2	1:35.419	36.028	168	31.023	198	28.368	175	197	15	1:31.499	35.936	166	30.532	201	25.031	176	201
3	1:29.178	34.896	170	29.784	202	24.498	175	206	16	1:28.345	34.585	173	29.407	205	24.353	178	209
4	1:28.281	34.356	173	29.481	204	24.444	177	208	17	1:27.433	34.137	175	29.193	205	24.103	179	211
5	1:29.004	34.323	174	29.568	203	25.113	177	209	18	1:27.804	34.085	175	29.240	207	24.479	181	210
6	1:27.575	33.910	174	29.286	203	24.379	176	208	19	1:26.702	33.727	175	29.100	204	23.875	179	**213**
7	1:27.546	33.902	174	29.476	206	24.168	178	208	20	1:26.619	33.685	175	29.018	205	23.916	179	210
8	1:27.326	33.836	173	29.120	204	24.370	178	208	21	1:26.389	33.711	173	28.873	206	**23.805**	**178**	211
9	1:27.204	33.926	173	29.068	204	24.210	177	210	22	**1:26.232**	33.514	175	28.898	204	23.820	178	210
10	1:27.262	33.809	173	29.306	203	24.147	177	207	23	1:26.489	**33.492**	**175**	28.858	205	24.139	178	210
11	1:27.162	33.924	173	29.179	202	24.059	177	210	24	1:31.941	33.517	176	**28.831**	**204**	29.593	179	209
12	1:26.961	33.775	172	29.147	203	24.039	178	208	25	1:26.979	33.802	175	29.229	203	23.948	177	209
13	1:36.431	33.844	173	29.221	204	33.366	54	211	26	1:35.389	33.662	173	29.012	205	32.715	53	210

68 Correa, ITA

theoretical besttime: 1:26.165

Lap	Time	SE1	SP1	SE2	SP2	SE3	SP3	TSP	Lap	Time	SE1	SP1	SE2	SP2	SE3	SP3	TSP
1	5:24.406	4:21.695	121	35.509	182	27.202	170		14	1:55.093	41.808	119	44.830	121	28.455	173	203
2	1:31.735	36.367	168	30.438	198	24.930	172	197	15	1:33.878	38.047	159	30.364	198	25.467	177	202
3	1:37.939	43.181	155	30.260	195	24.498	173	201	16	1:28.106	34.424	175	29.257	204	24.425	179	207
4	1:27.676	34.138	174	29.240	203	24.298	177	206	17	1:27.441	34.007	175	29.201	205	24.233	180	209
5	1:38.860	34.155	172	31.297	103	33.408	176	208	18	1:27.527	33.910	176	29.073	206	24.544	180	210
6	1:27.218	33.975	172	29.189	203	24.054	177	209	19	1:26.822	33.919	175	28.946	203	23.957	179	**213**
7	1:27.172	33.917	174	29.075	204	24.180	177	208	20	**1:26.360**	33.535	175	28.923	204	23.902	180	208
8	1:27.122	33.910	173	29.096	204	24.116	177	208	21	1:28.482	**33.424**	**176**	30.560	187	24.498	179	209
9	1:27.121	33.769	172	29.158	204	24.194	177	209	22	1:26.422	33.508	176	28.928	206	23.986	178	210
10	1:27.391	33.820	175	29.208	205	24.363	178	209	23	1:27.140	33.611	174	29.589	205	23.940	178	209
11	1:27.289	33.896	174	29.360	203	24.033	178	208	24	1:26.365	33.624	175	**28.906**	**204**	**23.835**	**178**	211
12	1:41.437	34.011	174	29.206	206	38.220	54	209	25	1:27.266	33.799	173	29.246	205	24.221	178	209
13	11:50.885	10:48.718	163	34.811	192	27.356	171		26	1:41.940	33.687	175	28.981	206	39.272	48	209

CERTINA
SWISS WATCHES

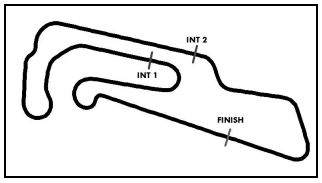

ADAC Formel 4

Sector List Testsession 5

Provisional

Motorsportarena Oschersleben, Length: 3696m
Air temperature: 10.98°C
Track temperature: 13.2°C
Weather condition: Dry

DMSB Reg. Nr.:

Tuesday, April 11, 2017 13:00:00

74 Fittipaldi, ITA — theoretical besttime: 1:26.729

Lap	Time	SE1	SP1	SE2	SP2	SE3	SP3	TSP	Lap	Time	SE1	SP1	SE2	SP2	SE3	SP3	TSP
1	2:53.531	1:47.948	138	37.282	190	28.301	169		14	1:38.738	38.284	150	33.304	196	27.150	176	199
2	1:34.104	36.730	166	31.908	197	25.466	176	197	15	1:32.499	35.923	169	31.103	200	25.473	179	202
3	1:29.955	35.076	171	30.008	201	24.871	177	206	16	1:29.576	34.713	174	30.077	203	24.786	179	208
4	1:28.497	34.525	170	29.462	203	24.510	178	206	17	1:28.721	34.536	174	29.519	204	24.666	177	209
5	1:29.893	34.897	172	29.543	203	25.453	177	210	18	1:27.719	33.993	175	29.462	204	24.264	178	208
6	1:27.883	34.076	173	29.429	200	24.378	177	207	19	1:27.296	33.931	174	29.114	205	24.251	178	207
7	1:27.824	33.920	172	29.572	202	24.332	177	207	20	1:27.118	33.882	173	29.195	204	**24.041**	**177**	208
8	1:42.264	36.035	117	34.717	172	31.512	177	207	21	1:27.115	33.651	174	29.223	203	24.241	177	210
9	1:29.816	34.841	172	30.141	204	24.834	176	210	22	1:27.128	33.673	175	29.271	203	24.184	179	209
10	1:28.034	34.041	172	29.504	203	24.489	178	207	23	1:27.011	33.681	174	29.149	206	24.181	180	209
11	1:27.588	33.954	172	29.358	203	24.276	176	209	24	1:29.653	34.198	174	30.810	203	24.645	179	**211**
12	1:41.204	34.680	170	30.721	201	35.803	55	207	25	**1:26.842**	**33.631**	**174**	**29.057**	**204**	24.154	179	209
13	12:24.568	11:19.044	159	36.624	193	28.900	171		26	1:45.007	34.585	172	30.642	203	39.780	53	210

79 Malukas, USA — theoretical besttime: 1:26.635

Lap	Time	SE1	SP1	SE2	SP2	SE3	SP3	TSP	Lap	Time	SE1	SP1	SE2	SP2	SE3	SP3	TSP
1	3:41.808	2:39.718	145	34.624	187	27.466	171		14	12:59.609	11:56.721	145	35.160	190	27.728	172	
2	1:34.409	35.678	167	32.645	197	26.086	174	197	15	1:33.616	36.377	167	31.396	197	25.843	175	201
3	1:30.151	34.720	172	30.420	200	25.011	176	205	16	1:30.422	34.755	170	30.361	186	25.306	178	201
4	1:28.729	34.224	173	29.847	202	24.658	177	207	17	1:29.191	34.861	171	29.923	202	24.407	178	207
5	1:28.551	34.099	173	29.750	202	24.702	177	206	18	1:27.990	34.227	175	29.332	203	24.431	178	207
6	1:28.145	34.047	173	29.524	204	24.574	178	209	19	1:27.312	33.848	174	29.316	203	24.148	177	207
7	1:28.428	34.172	172	29.518	203	24.738	178		20	1:27.002	33.742	175	29.200	203	24.060	179	209
8	1:32.948	38.595	171	29.749	203	24.604	177	176	21	**1:26.814**	33.639	176	**29.077**	**203**	24.098	178	207
9	1:28.105	34.079	173	29.527	203	24.499	176	206	22	1:26.946	33.600	175	29.107	203	24.239	180	209
10	1:27.908	33.999	174	29.500	202	24.409	177	206	23	1:26.845	33.703	174	29.146	205	**23.996**	**180**	**212**
11	1:27.866	34.036	173	29.365	202	24.465	177	205	24	1:27.154	33.604	175	29.151	204	24.399	177	210
12	1:27.457	33.876	175	29.320	203	24.261	178	207	25	1:26.826	**33.562**	**175**	29.152	204	24.112	179	207
13	1:40.374	33.868	174	29.518	202	36.988	54	207	26	1:41.096	33.958	175	30.331	203	36.807	52	207

80 Estner, DEU — theoretical besttime: 1:26.852

Lap	Time	SE1	SP1	SE2	SP2	SE3	SP3	TSP	Lap	Time	SE1	SP1	SE2	SP2	SE3	SP3	TSP
1	4:48.302	3:43.536	116	37.042	167	27.724	169		14	1:35.224	37.127	165	32.047	198	26.050	173	202
2	1:34.136	36.511	135	32.165	196	25.460	175	198	15	1:32.067	36.280	166	30.479	202	25.308	175	203
3	1:30.041	35.030	174	30.046	203	24.965	176	207	16	1:29.654	34.782	173	29.877	205	24.995	179	208
4	1:30.079	34.426	174	30.295	200	25.358	176	207	17	1:28.671	34.359	173	29.699	206	24.613	180	212
5	1:29.528	34.849	175	29.950	203	24.729	177	207	18	1:28.680	34.262	174	29.724	202	24.694	180	**213**
6	1:28.885	34.416	173	29.756	203	24.713	176	209	19	1:29.839	34.258	176	30.671	205	24.910	178	213
7	1:30.202	34.250	174	31.228	204	24.724	177	209	20	1:27.202	33.726	173	29.198	204	24.278	179	209
8	1:29.617	34.643	175	30.106	203	24.868	176	208	21	**1:26.968**	33.631	175	**29.076**	**204**	24.261	178	210
9	1:28.816	34.379	173	29.639	203	24.798	177	208	22	1:26.974	33.597	175	29.138	204	24.239	180	209
10	1:29.093	34.189	175	29.985	199	24.919	177	210	23	1:27.539	**33.560**	**174**	29.568	206	24.411	180	210
11	1:29.148	34.358	173	29.933	202	24.857	177	209	24	1:27.388	33.743	174	29.165	206	24.480	180	211
12	1:39.465	34.877	175	30.051	203	34.537	54	207	25	1:27.118	33.651	175	29.251	203	**24.216**	**179**	212
13	10:44.137	9:37.943	144	37.639	184	28.555	170		26	1:41.562	33.777	173	29.300	205	38.485	54	210

81 Waldherr, DEU — theoretical besttime: 1:26.722

Lap	Time	SE1	SP1	SE2	SP2	SE3	SP3	TSP	Lap	Time	SE1	SP1	SE2	SP2	SE3	SP3	TSP
1	4:49.333	3:47.231	141	34.905	160	27.197	169		15	7:52.181	6:47.102	133	36.702	150	28.377	155	
2	1:30.581	35.434	170	30.050	200	25.097	174	195	16	1:36.129	38.298	170	31.015	203	26.816	174	163
3	1:28.859	34.601	171	29.626	201	24.632	175	204	17	1:30.772	35.057	172	29.682	202	26.033	177	201
4	1:28.850	34.896	174	29.456	204	24.498	178	205	18	1:28.494	34.551	174	29.399	204	24.544	179	209
5	1:27.758	34.002	173	29.446	202	24.310	178	209	19	1:28.976	34.233	176	30.056	207	24.687	177	211
6	1:29.515	33.862	173	29.288	205	26.365	177	209	20	1:27.902	33.822	175	29.226	207	24.854	180	208
7	1:28.833	34.492	173	29.494	204	24.847	175	208	21	1:27.916	34.565	174	29.212	204	24.139	178	**212**
8	1:28.119	34.033	173	29.330	204	24.756	177	208	22	1:27.152	33.698	173	29.295	204	24.159	178	208
9	1:43.523	49.151	172	29.637	203	24.735	176	207	23	**1:26.781**	**33.590**	**175**	29.105	204	24.086	179	209
10	1:28.224	34.253	173	29.403	203	24.568	177	208	24	1:26.812	33.605	175	29.122	204	24.085	178	207
11	1:27.784	34.082	173	29.300	203	24.402	177	207	25	1:26.843	33.711	174	**29.053**	**206**	**24.079**	**179**	209
12	1:28.367	34.134	173	29.565	203	24.668	176	207	26	1:27.068	33.714	175	29.152	206	24.202	180	209
13	1:28.005	34.192	172	29.317	204	24.496	176	206	27	1:27.008	33.623	175	29.137	206	24.248	179	211
14	1:37.663	34.298	173	29.472	203	33.893	57	206	28	1:46.578	34.762	166	31.766	201	40.050	58	210

CERTINA SWISS WATCHES

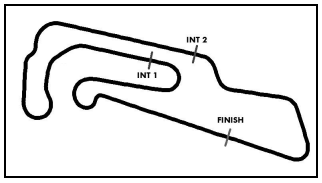

ADAC Formel 4

Sector List Testsession 5

Provisional

Motorsportarena Oschersleben, Length: 3696m
Air temperature: 10.98°C
Track temperature: 13.2°C
Weather condition: Dry

DMSB Reg. Nr.:

Tuesday, April 11, 2017 13:00:00

98 Piro, DEU

theoretical besttime: 1:26.811

Lap	Time	SE1	SP1	SE2	SP2	SE3	SP3	TSP	Lap	Time	SE1	SP1	SE2	SP2	SE3	SP3	TSP
1	2:11.352	1:07.888	121	36.510	171	26.954	172		15	1:36.630	34.262	174	29.724	203	32.644	59	208
2	1:34.160	37.530	169	31.081	183	25.549	174	176	16	9:06.664	7:58.510	125	38.156	153	29.998	129	
3	1:30.195	34.575	173	30.276	200	25.344	177	205	17	1:44.339	41.637	166	34.811	199	27.891	175	139
4	1:28.787	34.255	173	29.724	203	24.808	177	208	18	1:31.536	35.841	171	30.542	203	25.153	179	207
5	1:28.278	34.107	174	29.565	203	24.606	179	208	19	1:40.578	34.300	175	39.628	203	26.650	178	213
6	1:28.247	34.092	173	29.575	204	24.580	178	210	20	1:30.065	34.645	175	30.120	208	25.300	180	211
7	1:27.870	34.001	174	29.399	205	24.470	178	209	21	1:34.592	39.256	169	30.621	206	24.715	180	214
8	1:28.231	33.982	173	29.510	204	24.739	178	210	22	1:27.498	33.990	175	29.213	208	24.295	179	211
9	1:28.147	34.148	174	29.538	205	24.461	178	209	23	1:26.985	33.663	174	29.136	206	24.186	180	211
10	1:28.012	34.037	173	29.508	204	24.467	178	209	24	1:27.803	**33.601**	**177**	29.562	208	24.640	181	213
11	1:28.332	34.182	175	29.615	204	24.535	177	209	25	1:27.382	34.108	175	29.170	206	24.104	179	**215**
12	1:28.267	34.115	173	29.603	203	24.549	178	209	26	1:27.018	33.645	174	29.137	206	24.236	179	210
13	1:28.451	34.098	174	29.680	204	24.673	179	210	27	**1:26.946**	33.736	174	**29.113**	**206**	**24.097**	**179**	210
14	1:28.446	34.127	175	29.655	205	24.664	176	209	28	1:41.055	35.556	177	31.288	201	34.211	57	210

99 Weerts, BEL

theoretical besttime: 1:27.144

Lap	Time	SE1	SP1	SE2	SP2	SE3	SP3	TSP	Lap	Time	SE1	SP1	SE2	SP2	SE3	SP3	TSP
1	2:56.523	1:55.291	150	34.354	159	26.878	156		12	1:27.585	33.883	174	29.475	201	24.227	177	208
2	1:36.117	37.870	156	32.432	163	25.815	174	168	13	1:27.747	33.966	174	29.433	203	24.348	177	207
3	1:29.599	34.618	168	30.134	200	24.847	175	202	14	1:38.751	34.009	173	29.689	201	35.053	54	207
4	1:39.290	41.009	172	33.258	174	25.023	176	207	15	13:01.604	11:56.402	144	37.018	162	28.184	153	
5	1:31.641	34.474	173	31.324	157	25.843	177	206	16	1:40.528	40.169	152	32.925	170	27.434	171	163
6	1:28.065	34.074	174	29.477	203	24.514	**178**	208	17	1:31.864	36.345	162	30.497	201	25.022	177	202
7	1:28.198	34.036	173	29.504	**204**	24.658	176	207	18	1:35.253	40.133	173	30.018	200	25.102	178	208
8	1:27.923	34.062	173	29.475	204	24.386	176	209	19	1:27.974	34.171	173	29.372	203	24.431	177	209
9	1:36.530	33.908	173	33.570	136	29.052	171	**209**	20	**1:27.144**	**33.821**	**175**	**29.166**	**203**	**24.157**	**177**	208
10	1:28.398	34.191	172	29.635	202	24.572	177	205	21	1:44.839	33.993	167	32.661	159	38.185	50	208
11	1:27.502	33.836	173	29.395	203	24.271	177	208									

CERTINA SWISS WATCHES