



ADAC Formel 4

Sector List Testsession 4



Provisional

DMSB Reg. Nr.:

Tuesday, April 11, 2017 8:30:00



Motorsportarena Oschersleben, Length: 3696m

Air temperature: 8.46°C

Track temperature: 10.87°C

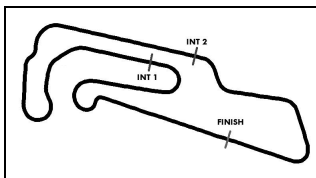
Weather condition: Dry

Lap	Time	SE1	SP1	SE2	SP2	SE3	SP3	TSP	Lap	Time	SE1	SP1	SE2	SP2	SE3	SP3	TSP
1 Drugovich, DEU									theoretical besttime: 1:26.177								
1	2:09.070	1:04.722	135	36.702	147	27.646	151		15	1:32.556	35.985	169	30.782	148	25.789	176	173
2	1:36.312	37.371	165	33.241	173	25.700	172	154	16	1:28.268	34.589	168	29.315	204	24.364	178	202
3	1:30.159	34.675	173	30.346	204	25.138	178	199	17	1:27.699	34.066	172	28.920	205	24.713	178	212
4	1:28.892	35.008	170	29.447	205	24.437	178	209	18	1:26.556	33.781	173	28.883	203	23.892	179	208
5	1:27.957	34.314	173	29.295	204	24.348	177	208	19	1:27.270	33.703	173	29.542	205	24.025	179	207
6	1:27.791	33.935	174	29.384	205	24.472	178	207	20	1:27.597	33.534	175	29.124	208	24.939	179	208
7	1:30.723	36.969	169	29.636	203	24.118	178	208	21	1:30.018	37.016	173	29.023	204	23.979	179	207
8	1:28.929	33.932	173	30.538	203	24.459	177	208	22	1:26.658	33.731	172	28.896	206	24.031	178	208
9	1:27.286	33.987	173	29.130	204	24.169	178	207	23	1:26.825	33.794	173	29.068	203	23.963	179	199
10	1:26.961	33.701	173	29.210	203	24.050	178	207	24	1:26.281	33.638	172	28.814	205	23.829	178	207
11	1:27.334	33.949	173	29.175	205	24.210	177	208	25	1:26.890	33.902	173	28.981	204	24.007	177	206
12	1:36.140	33.895	174	29.255	203	32.990	58	207	26	1:26.551	33.675	173	28.886	204	23.990	177	206
13	18:20.670	17:13.200	127	38.303	143	29.167	143		27	1:37.807	33.681	174	29.304	204	34.822	58	206
14	1:41.584	39.976	154	35.268	164	26.340	165	156									

2 Vesti, DNK									theoretical besttime: 1:26.616								
1	2:04.114	1:00.451	146	35.496	174	28.167	160		17	1:55.578	44.867	119	34.261	202	36.450	54	209
2	1:38.884	37.707	158	34.706	170	26.471	175	176	18	3:25.451	2:29.532	172	30.710	203	25.209	178	
3	1:32.196	35.803	169	31.146	200	25.247	176	201	19	1:29.062	34.803	173	29.629	204	24.630	179	208
4	1:31.350	36.237	172	29.831	204	25.282	176	207	20	1:28.370	34.120	175	29.835	204	24.415	179	208
5	1:28.535	34.336	173	29.580	204	24.619	178	206	21	1:27.557	33.870	173	29.279	204	24.408	178	209
6	1:32.216	34.077	175	32.081	205	26.058	177	210	22	1:28.854	33.936	175	30.232	205	24.686	175	209
7	1:28.135	34.054	173	29.575	204	24.506	179	209	23	1:28.604	34.847	174	29.191	207	24.566	179	207
8	1:28.764	33.928	174	29.542	205	25.294	178	211	24	1:27.032	33.778	173	29.180	205	24.074	180	208
9	1:27.905	33.863	174	29.662	203	24.380	177	209	25	1:26.968	33.779	173	29.179	207	24.010	180	209
10	1:27.296	33.736	173	29.346	203	24.214	177	208	26	1:27.230	33.583	175	29.023	206	24.624	180	210
11	1:27.386	33.823	173	29.370	203	24.193	178	207	27	1:26.949	33.712	173	29.119	204	24.118	178	211
12	1:28.309	33.822	173	29.455	202	25.032	177	207	28	1:27.422	33.841	172	29.290	206	24.291	179	207
13	1:45.800	33.875	171	31.577	179	40.348	54	207	29	1:40.650	33.792	172	29.515	201	37.343	54	208
14	6:48.187	5:42.710	127	36.339	172	29.138	166		30	7:23.618	6:09.020	105	44.526	139	30.072	152	
15	1:39.801	38.334	142	34.746	169	26.721	176	178	31		38.715	168	34.514	185			169
16	1:36.628	37.681	162	32.209	200	26.738	177	190									

3 Gachot, GBR									theoretical besttime: 1:26.538								
1	1:54.530	48.327	159	36.761	187	29.442	151		16	8:04.523	6:57.853	155	37.205	179	29.465	172	
2	1:44.280	40.840	133	35.925	176	27.515	165	187	17	1:37.587	37.887	123	33.555	197	26.145	175	201
3	1:39.054	38.154	153	33.896	167	27.004	159	189	18	1:32.715	35.456	167	32.004	180	25.255	179	196
4	1:51.366	38.911	148	33.411	170	39.044	61	172	19	1:30.258	35.095	172	30.389	202	24.774	179	209
5	5:08.023	4:05.961	100	36.172	192	25.890	174		20	1:28.986	34.810	174	29.846	202	24.330	179	209
6	1:31.951	35.290	170	31.169	191	25.492	176	200	21	1:28.172	33.759	174	29.353	204	25.060	176	208
7	1:29.045	34.506	172	29.744	201	24.795	175	205	22	1:27.371	33.877	173	29.222	205	24.272	179	206
8	1:28.417	34.183	172	29.686	202	24.548	176	204	23	1:27.089	33.701	173	29.147	204	24.241	179	208
9	1:28.804	34.209	172	29.934	202	24.661	176	206	24	1:31.009	37.170	170	29.162	203	24.227	178	208
10	1:51.380	38.283	173	29.842	202	43.255	46	206	25	1:26.720	33.612	174	29.067	204	24.041	178	208
11	4:09.617	3:13.264	169	30.999	194	25.354	175		26	1:26.709	33.525	173	29.106	206	24.078	180	209
12	1:28.498	34.366	172	29.602	204	24.530	178	204	27	1:27.393	34.280	172	29.035	205	24.078	177	209
13	1:28.237	34.038	173	29.745	203	24.454	177	208	28	1:26.782	33.736	171	29.068	204	23.978	179	207
14	1:28.207	34.134	174	29.650	203	24.423	177	206	29	1:26.862	33.564	173	29.139	206	24.159	179	209
15	1:45.785	35.004	170	31.545	200	39.236	56	207	30	1:35.797	33.542	173	29.574	204	32.681	63	209

4 Flörsch, DEU									theoretical besttime: 1:26.954								
1	2:35.209	1:27.192	129	38.663	145	29.354	157		15	2:03.142	1:04.141	162	32.593	197	26.408	178	
2	1:37.839	38.331	171	33.138	199	26.370	175	160	16	1:38.315	34.869	173	30.505	203	32.941	69	208
3	1:31.424	35.277	173	30.754	201	25.393	178	206	17	1:56.685	59.610	171	31.004	201	26.071	180	
4	1:29.302	34.422	175	30.041	203	24.839	178	209	18	1:29.759	35.573	173	29.589	206	24.597	179	175
5	1:29.081	34.602	172	29.656	204	24.823	176	209	19	1:27.781	34.028	175	29.354	204	24.399	180	210
6	1:28.157	34.135	174	29.417	204	24.605	179	207	20	1:35.254	34.638	172	29.657	205	30.959	71	209
7	1:27.706	33.833	175	29.445	205	24.428	179	209	21	5:04.337	4:01.120	151	34.660	172	28.557	174	
8	1:27.522	33.805	175	29.377	205	24.340	180	209	22	1:33.134	37.141	168	30.793	200	25.200	179	206
9	1:28.068	33.862	175	29.315	206	24.891	178	212	23	1:28.426	34.375	173	29.506	203	24.545	178	209
10	1:28.303	33.864	175	29.419	204	25.020	176	208	24	1:27.871	34.214	173	29.273	204	24.384	178	207
11	1:27.248	33.878	175	29.097	205	24.273	178	207	25	1:27.095	33.800	175	29.122	206	24.173	180	208



ADAC Formel 4

Sector List Testsession 4



Provisional

DMSB Reg. Nr.:

Tuesday, April 11, 2017 8:30:00



Motorsportarena Oschersleben, Length: 3696m

Air temperature: 8.46°C

Track temperature: 10.87°C

Weather condition: Dry

Lap	Time	SE1	SP1	SE2	SP2	SE3	SP3	TSP	Lap	Time	SE1	SP1	SE2	SP2	SE3	SP3	TSP
12	1:34.871	33.996	175	29.242	203	31.633	59	209	26	1:27.090	33.747	174	29.073	203	24.270	178	209
13	11:06.486	9:44.429	127	40.409	160	41.648	75		27	1:27.092	33.723	174	29.058	205	24.311	180	209
14	5:40.870	4:29.378	169	33.104	200	38.388	60		28		33.967	171	29.725	206			208

5 Zendeli, DEU

theoretical besttime: 1:26.444

1	3:26.798	2:20.376	123	37.548	151	28.874	154		16	1:35.857	39.449	173	29.389	204	27.019	178	208
2	1:36.077	39.171	162	31.111	197	25.795	171	161	17	1:27.517	34.100	174	29.051	204	24.366	179	209
3	1:31.848	35.202	172	31.193	201	25.453	175	199	18	1:27.693	33.909	172	29.496	204	24.288	179	208
4	1:29.673	34.908	173	29.751	202	25.014	177	205	19	1:26.964	33.774	174	29.045	205	24.145	178	209
5	1:29.293	34.490	173	30.185	203	24.618	177	207	20	1:37.204	34.022	166	29.446	205	33.736	57	209
6	1:57.636	1:03.156	167	29.752	203	24.728	178	207	21	7:09.471	6:09.436	153	33.737	179	26.298	173	
7	1:28.180	34.287	173	29.349	205	24.544	179	208	22	1:30.777	35.464	170	30.370	197	24.943	179	199
8	1:28.153	34.105	173	29.596	203	24.452	177	209	23	1:28.440	34.819	174	29.286	204	24.335	178	209
9	1:28.052	34.282	173	29.333	203	24.437	178	208	24	1:26.785	33.804	173	28.926	205	24.055	179	208
10	1:27.700	34.058	173	29.308	204	24.334	177	208	25	1:26.670	33.716	174	28.889	205	24.065	178	207
11	1:38.735	36.028	174	29.397	204	33.310	59	208	26	1:32.806	39.653	174	28.947	201	24.206	179	207
12	10:24.841	9:18.373	140	37.255	162	29.213	167		27	1:26.892	33.700	174	28.821	207	24.371	178	207
13	1:35.652	38.135	170	31.625	197	25.892	173	180	28	1:26.504	33.733	174	28.848	205	23.923	179	207
14	1:31.414	35.601	172	29.744	204	26.069	177	203	29	1:36.789	33.726	172	28.874	204	34.189	57	208
15	1:30.968	34.329	173	29.408	206	27.231	179	207									

6 Beckhäuser, CZE

theoretical besttime: 1:33.424

1	3:57.677	2:37.669	127	45.798	126	34.210	157		13	1:46.999	41.023	109	37.618	196	28.358	145	200
2	1:52.869	43.581	132	38.939	165	30.349	170	165	14	1:39.962	39.600	171	33.304	179	27.058	173	173
3	1:50.021	40.120	164	37.416	127	32.485	170	169	15	1:37.230	37.944	152	32.847	196	26.439	176	182
4	1:48.482	43.541	146	36.210	173	28.731	149	204	16	1:56.644	54.588	134	34.629	192	27.427	167	207
5	1:38.581	37.990	169	32.614	200	27.977	174	174	17	1:37.405	38.275	171	32.649	203	26.481	175	191
6	1:37.066	36.777	169	32.932	199	27.357	176	189	18	1:33.816	35.980	172	31.211	202	26.625	177	209
7	1:36.306	36.837	171	32.397	173	27.072	172	184	19	1:34.696	35.774	172	31.544	203	27.378	175	206
8	1:41.416	42.995	168	31.799	199	26.622	172	205	20	2:05.146	46.691	170	32.543	202	45.912	46	190
9	1:36.044	36.237	169	32.312	202	27.495	170	179	21	6:54.948	5:47.322	142	37.850	159	29.776	164	
10	5:07.906	36.331	168	3:47.050	171	44.525	56	206	22	1:41.677	38.568	161	34.748	159	28.361	171	173
11	9:49.605	8:33.782	122	43.130	142	32.693	150		23	1:39.014	37.791	166	33.601	170	27.622	173	196
12	2:03.677	41.847	148	51.327	145	30.503	170	166	24	1:55.184	36.594	171	32.138	201	46.452	54	206

7 Söderström, SWE

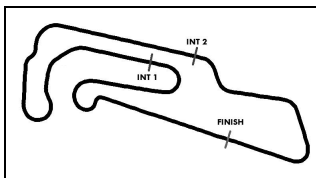
theoretical besttime: 1:27.101

1	4:19.764	3:13.423	106	37.467	163	28.874	142		15	1:29.797	34.781	172	30.016	201	25.000	177	202
2	1:36.615	38.357	167	31.971	193	26.287	174	158	16	1:28.465	34.254	174	29.506	204	24.705	179	208
3	1:34.530	35.122	170	33.574	187	25.834	175	201	17	1:27.990	34.079	174	29.389	205	24.522	180	206
4	1:30.412	34.882	172	30.431	202	25.099	175	206	18	1:27.868	33.752	174	29.531	204	24.585	179	210
5	1:29.051	34.228	172	29.781	203	25.042	178	206	19	1:36.113	34.082	175	36.821	151	25.210	177	211
6	1:28.558	34.194	172	29.648	202	24.716	177	208	20	1:27.755	34.091	172	29.283	204	24.381	178	210
7	1:27.910	33.934	174	29.540	204	24.436	179	208	21	1:38.746	41.239	152	32.459	204	25.048	178	208
8	1:27.638	33.857	172	29.341	204	24.440	178	208	22	1:28.502	34.196	174	29.425	204	24.881	178	210
9	1:28.284	34.536	174	29.476	203	24.272	179	208	23	1:27.582	33.853	174	29.316	203	24.413	180	211
10	1:27.446	33.915	174	29.262	203	24.269	178	208	24	1:27.168	33.700	174	29.262	204	24.206	178	210
11	1:27.642	33.659	175	29.459	204	24.524	178	207	25	1:27.639	33.817	173	29.460	204	24.362	179	207
12	1:46.072	34.428	173	32.147	202	39.497	56	209	26	1:27.437	33.911	173	29.236	204	24.290	179	209
13	11:52.656	10:22.125	130	43.630	141	46.901	54		27	1:39.984	33.669	175	29.311	204	37.004	56	209
14	6:05.576	5:08.255	165	31.783	193	25.538	172										

9 Armstrong, NZL

theoretical besttime: 1:26.282

1	3:05.662					3:05.662			15	7:01.814	5:58.498	128	35.693	194	27.623	161	
2	5:48.699	4:45.934	143	35.223	183	27.542	166		16	1:41.983	40.162	109	35.579	194	26.242	165	173
3	1:34.412	37.029	166	31.805	194	25.578	169	196	17	1:39.750	39.462	132	34.649	169	25.639	177	190
4	1:32.641	35.873	139	30.905	195	25.863	178	200	18	1:29.336	35.227	170	29.691	200	24.418	177	208
5	1:28.818	34.470	172	29.708	202	24.640	180	207	19	1:28.013	34.122	173	29.419	202	24.472	178	208
6	1:28.399	34.331	173	29.493	202	24.575	176	208	20	1:26.844	33.850	173	28.962	205	24.032	177	208
7	1:28.028	34.278	172	29.441	200	24.309	177	207	21	1:26.558	33.769	173	28.937	204	23.852	178	209
8	1:27.603	34.123	173	29.195	203	24.285	177	208	22	1:26.361	33.613	175	28.867	205	23.881	178	209
9	1:28.403	33.947	173	29.602	201	24.854	177	205	23	1:26.467	33.658	173	28.945	204	23.864	177	209
10	1:49.094	36.168	167	33.893	198	39.033	54	208	24	1:34.388	33.852	140	35.280	170	25.256	178	209
11	3:32.825	2:37.413	164	30.505	198	24.907	176		25	1:30.288	36.263	167	29.778	200	24.247	178	210



ADAC Formel 4

Sector List Testsession 4



Provisional



Motorsportarena Oschersleben, Length: 3696m

Air temperature: 8.46°C

Track temperature: 10.87°C

Weather condition: Dry

DMSB Reg. Nr.:

Tuesday, April 11, 2017 8:30:00

Lap	Time	SE1	SP1	SE2	SP2	SE3	SP3	TSP	Lap	Time	SE1	SP1	SE2	SP2	SE3	SP3	TSP
12	1:29.143	34.759	171	29.655	199	24.729	176	207	26	1:26.513	33.739	175	28.817	205	23.957	179	209
13	1:27.716	34.167	173	29.253	204	24.296	177	207	27	1:41.581	33.983	170	30.396	205	37.202	55	207
14	1:43.702	34.073	173	31.642	197	37.987	54	209									

10 Wagner, DEU

theoretical besttime: 1:29.988

1	2:59.144	1:50.874	133	38.095	157	30.175	155		12	1:32.098	35.709	168	31.071	199	25.318	176	190
2	1:53.668	40.872	135	43.635	157	29.161	163	157	13	1:30.303	34.756	172	30.533	201	25.014	176	206
3	1:36.544	37.907	171	32.230	200	26.407	175	158	14	1:31.177	34.620	173	30.929	200	25.628	177	205
4	1:34.107	36.541	172	31.486	202	26.080	174	205	15	1:48.771	36.147	164	34.466	181	38.158	54	206
5	1:57.566	35.165	173	45.962	197	36.439	54	207	16	5:53.314	4:52.936	112	34.201	200	26.177	176	
6	3:29.011	2:28.189	147	33.998	174	26.824	174		17	1:44.989	35.474	175	34.151	201	35.364	54	206
7	1:33.215	36.014	171	31.575	199	25.626	175	207	18	7:53.248	6:41.406	114	40.382	111	31.460	160	
8	1:31.271	34.812	173	30.633	202	25.826	176	206	19	1:42.069	40.446	112	33.955	199	27.668	170	175
9	1:30.414	34.770	173	30.355	201	25.289	173	210	20	1:34.633	36.412	170	32.232	201	25.989	176	201
10	1:42.086	34.619	172	30.902	201	36.565	54	205	21	1:33.434	35.624	169	31.426	202	26.384	178	207
11	4:34.818	3:35.179	170	32.316	144	27.323	173		22	1:54.392	41.578	171	33.637	164	39.177	54	207

11 Wishofer, AUT

theoretical besttime: 1:26.723

1	2:28.479	1:18.516	144	40.164	156	29.799	153		15	1:36.006	37.968	170	31.707	178	26.331	157	176
2	1:38.202	38.507	159	32.824	182	26.871	157	175	16	1:35.804	38.018	160	31.888	178	25.898	162	182
3	1:34.252	36.450	172	32.076	201	25.726	170	180	17	1:32.341	36.728	161	30.274	187	25.339	164	180
4	1:31.157	36.239	170	29.984	204	24.934	175	187	18	1:30.369	35.454	173	30.094	191	24.821	173	196
5	1:33.908	39.381	173	29.799	205	24.728	177	205	19	1:27.842	34.441	175	29.127	207	24.274	179	200
6	1:29.186	34.466	173	29.805	205	24.915	177	210	20	1:27.001	33.741	176	28.989	207	24.271	178	212
7	1:28.277	34.300	173	29.471	203	24.506	177	207	21	1:27.087	33.806	175	29.057	206	24.224	180	211
8	1:28.200	34.293	173	29.342	203	24.565	177	207	22	1:37.816	33.997	176	29.354	207	34.465	54	214
9	1:27.955	34.169	174	29.326	204	24.460	178	207	23	3:26.986	2:31.805	156	30.516	204	24.665	179	
10	1:27.817	34.212	172	29.375	204	24.230	177	208	24	1:27.337	34.137	175	29.140	207	24.060	179	208
11	1:29.165	34.227	174	29.871	203	25.067	176	209	25	1:27.022	33.919	175	29.110	206	23.993	180	209
12	1:28.369	34.171	174	29.601	203	24.597	177	209	26	1:27.376	33.818	175	29.090	208	24.468	180	208
13	1:42.391	34.339	173	30.622	201	37.430	53	208	27	1:39.578	34.182	172	29.133	207	36.263	54	212
14	14:08.053	13:03.664	142	36.635	171	27.754	161										

13 Scherer, CHE

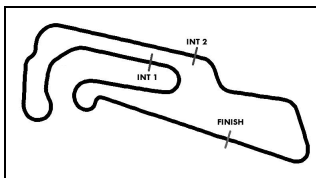
theoretical besttime: 1:26.033

1	1:57.467	52.162	141	37.148	166	28.157	171		15	1:34.817	34.400	173	29.469	207	30.948	181	212
2	1:36.400	37.833	166	32.510	193	26.057	178	201	16	1:57.317	34.495	131	48.021	204	34.801	55	212
3	1:32.955	35.545	166	31.550	177	25.860	180	207	17	4:53.919	3:43.581	131	39.881	148	30.457	146	
4	1:29.594	34.575	173	30.139	206	24.880	180	209	18	1:41.162	40.354	168	34.030	200	26.778	179	184
5	1:29.805	34.530	174	29.781	206	25.494	180	210	19	1:33.904	35.906	169	32.602	149	25.396	182	204
6	1:30.588	34.124	175	30.072	156	26.392	178	211	20	1:30.611	34.835	146	31.020	206	24.756	182	213
7	1:28.856	34.045	175	29.209	209	25.602	181	210	21	1:27.851	34.068	176	29.307	207	24.476	182	212
8	1:27.573	34.092	175	29.325	207	24.156	181	212	22	1:27.242	33.863	175	29.130	206	24.249	182	213
9	1:27.032	33.826	175	29.083	207	24.123	182	212	23	1:28.659	34.066	171	30.073	192	24.520	183	215
10	1:26.940	33.645	175	29.070	206	24.225	180	211	24	1:26.560	33.642	175	28.869	207	24.049	180	213
11	1:36.263	34.082	175	29.579	206	32.602	56	209	25	1:26.570	33.592	176	28.984	206	23.994	183	211
12	12:32.442								26	1:30.826	36.337	176	30.469	206	24.020	183	148
13	3:56.352	2:57.886	166	32.613	180	25.853	179		27	1:26.221	33.434	176	28.928	204	23.859	181	213
14	1:29.609	34.783	173	30.075	204	24.751	180	207	28	1:42.380	33.509	176	28.740	206	40.131	53	213

18 Hanses, DEU

theoretical besttime: 1:27.398

1	2:01.121	53.680	130	38.097	125	29.344	143		14	1:28.705	34.505	172	29.569	202	24.631	178	206
2	1:41.497	39.306	151	35.816	173	26.375	165	164	15	1:28.374	34.345	172	29.465	203	24.564	177	208
3	1:33.572	37.039	161	30.594	203	25.939	179	164	16	1:29.165	34.253	173	29.387	203	25.525	177	207
4	1:33.469	35.671	172	32.709	173	25.089	178	212	17	1:37.893	34.869	171	30.389	203	32.635	58	208
5	1:45.888	36.386	173	34.693	199	34.809	55	207	18	9:52.272	8:47.336	146	36.842	154	28.094	158	
6	5:59.202	5:02.554	172	30.831	197	25.817	170		19	1:37.791	38.949	160	32.554	177	26.288	176	171
7	1:29.841	35.415	174	29.740	202	24.686	177	192	20	1:31.808	36.160	154	30.584	203	25.064	178	208
8	1:29.777	34.475	175	30.752	204	24.550	177	208	21	1:30.040	35.981	172	29.723	204	24.336	177	207
9	1:28.132	34.248	173	29.436	203	24.448	178	209	22	1:27.599	34.014	172	29.310	204	24.275	178	208
10	1:41.005	34.361	167	31.012	201	35.632	56	208	23	1:27.743	33.905	174	29.579	202	24.259	178	208
11	8:38.056								24	1:28.441	33.901	174	29.941	200	24.599	179	208
12	2:10.356	1:02.093	154	33.217	176	35.046	56		25	1:36.841	33.829	174	29.367	182	33.645	56	208
13	2:50.067	1:49.815	150	34.141	162	26.111	177										



ADAC Formel 4

Sector List Testsession 4



Provisional

DMSB Reg. Nr.:

Tuesday, April 11, 2017 8:30:00



Motorsportarena Oschersleben, Length: 3696m

Air temperature: 8.46°C

Track temperature: 10.87°C

Weather condition: Dry

Lap	Time	SE1	SP1	SE2	SP2	SE3	SP3	TSP	Lap	Time	SE1	SP1	SE2	SP2	SE3	SP3	TSP
-----	------	-----	-----	-----	-----	-----	-----	-----	-----	------	-----	-----	-----	-----	-----	-----	-----

25 Ghattas, DEU

theoretical besttime: 1:34.512

1	36:30.830	35:17.978	135	42.612	164	30.240	167		6	1:38.558	36.795	168	33.609	195	28.154	172	197
2	1:43.118	39.931	162	34.974	189	28.213	168	195	7	1:36.647	36.233	166	33.178	196	27.236	174	202
3	1:38.198	37.859	164	33.208	191	27.131	173	196	8	1:34.812	35.766	169	32.466	199	26.580	176	203
4	1:40.358	37.393	157	34.474	196	28.491	172	203	9	1:52.427	36.507	170	32.166	198	43.754	54	204
5	1:36.412	36.415	168	32.867	198	27.130	175	202									

26 Laurin, DEU

theoretical besttime: 1:28.011

1	1:58.731					1:58.731			11	1:28.699	34.263	173	29.736	203	24.700	175	205
2	2:28.053	1:13.617	118	42.419	136	32.017	144		12	1:45.494	34.262	174	30.260	199	40.972	49	207
3	1:45.055	42.308	152	34.801	179	27.946	167	152	13	3:57.441	3:00.084	172	31.801	203	25.556	178	
4	1:51.225	38.609	168	32.829	182	39.787	53	193	14	1:30.855	34.687	173	31.397	201	24.771	178	205
5	3:47.973	2:47.513	105	33.714	188	26.746	169		15	1:32.321	34.275	172	33.097	199	24.949	177	208
6	1:32.461	36.335	168	30.653	203	25.473	176	195	16	1:29.222	34.799	171	29.753	204	24.670	177	206
7	1:30.632	34.913	172	30.537	201	25.182	176	207	17	1:28.577	34.266	172	29.785	203	24.526	176	207
8	1:42.846	35.716	174	30.032	203	37.098	53	206	18	1:28.370	34.199	172	29.626	204	24.545	176	209
9	7:59.542	7:02.891	170	31.228	201	25.423	175		19	1:28.291	34.277	173	29.485	204	24.529	176	208
10	1:29.780	34.663	172	30.196	203	24.921	177	206	20	1:42.542	34.000	174	30.692	204	37.850	55	208

27 Nielsen, DNK

theoretical besttime: 1:26.736

1	2:01.068	58.323	164	34.650	178	28.095	171		16	5:35.999							
2	1:35.455	37.074	169	32.386	196	25.995	171	201	17	3:53.394	2:45.733	143	38.590	150	29.071	170	
3	1:31.755	35.505	169	30.898	194	25.352	172	198	18	1:42.645	39.781	140	34.738	196	28.126	137	175
4	1:29.133	34.595	174	29.784	204	24.754	178	200	19	1:39.057	39.354	149	33.956	194	25.747	170	177
5	1:33.692	39.044	165	29.957	201	24.691	177	208	20	1:30.181	35.254	165	29.868	203	25.059	179	201
6	1:28.655	34.388	173	29.761	203	24.506	178	207	21	1:53.240	46.655	170	37.163	102	29.422	178	207
7	1:27.939	33.967	173	29.469	203	24.503	178	207	22	1:29.485	34.305	175	30.674	204	24.506	178	207
8	1:27.972	34.288	175	29.340	204	24.344	180	210	23	1:28.305	34.108	174	29.574	205	24.623	179	207
9	1:30.119	35.307	172	29.528	203	25.284	178	210	24	1:29.000	33.884	174	29.267	206	25.849	181	208
10	1:27.468	33.972	173	29.278	202	24.218	177	207	25	1:27.210	33.967	172	29.177	204	24.066	178	209
11	1:35.845	33.971	174	29.253	204	32.621	57	207	26	1:26.998	33.720	174	29.197	204	24.081	177	207
12	8:28.807	7:33.028	168	30.780	197	24.999	173		27	1:27.014	33.854	174	29.093	203	24.067	178	206
13	1:28.448	34.460	174	29.427	204	24.561	178	201	28	1:26.887	33.657	174	29.108	204	24.122	179	209
14	1:28.264	34.350	174	29.485	203	24.429	178	206	29	1:26.956	33.577	173	29.209	204	24.170	177	207
15	1:50.072	36.055	168	34.611	196	39.406	55	207	30	1:39.703	33.764	173	29.119	203	36.820	46	207

28 Schramm, DEU

theoretical besttime: 1:27.048

1	1:58.807	54.775	137	35.985	190	28.047	166		15	1:52.917	34.446	172	41.913	122	36.558	75	209
2	1:36.287	37.836	168	32.263	200	26.188	174	181	16	5:03.473	3:58.837	151	36.923	167	27.713	167	
3	1:38.199	36.258	166	31.381	131	30.560	175	188	17	1:37.579	38.674	169	32.347	174	26.558	167	168
4	1:30.520	35.178	172	30.256	203	25.086	177	198	18	1:33.210	36.230	170	31.552	190	25.428	177	175
5	1:30.506	35.265	173	30.291	203	24.950	179	207	19	1:31.480	34.813	159	31.106	181	25.561	177	205
6	1:31.591	34.227	175	32.373	201	24.991	177	209	20	1:28.582	34.606	174	29.476	205	24.500	178	207
7	1:28.641	34.466	173	29.611	203	24.564	179	207	21	1:28.222	34.547	174	29.333	204	24.342	179	208
8	1:28.381	34.233	173	29.423	204	24.725	178	209	22	1:29.673	33.987	174	31.352	203	24.334	179	208
9	1:27.905	33.951	173	29.375	203	24.579	178	208	23	1:27.466	33.995	172	29.194	204	24.277	177	208
10	1:40.299	33.944	174	29.358	202	36.997	63	207	24	1:27.423	33.773	174	29.361	204	24.289	178	207
11	13:27.554								25	1:27.270	33.734	175	29.086	205	24.450	178	209
12	4:18.605	3:18.745	166	32.907	194	26.953	173		26	1:27.085	33.769	174	29.088	204	24.228	178	208
13	1:32.654	36.279	166	31.034	180	25.341	176	193	27	1:28.701	33.938	173	29.811	194	24.952	178	209
14	1:28.796	34.607	171	29.555	204	24.634	178	206									

33 Aberdein, ZAF

theoretical besttime: 1:26.125

1	2:00.231	49.326	150	34.417	170	36.488	54		13	5:21.422	4:22.691	153	32.311	194	26.420	172	
2	4:13.152	3:13.120	153	33.191	188	26.841	167		14	1:31.459	35.859	169	30.272	200	25.328	175	203
3	1:34.265	36.320	152	32.383	167	25.562	166	199	15	1:29.572	34.878	173	30.408	198	24.286	178	207
4	1:31.935	36.401	173	30.811	194	24.723	177	164	16	1:27.816	33.785	176	29.556	208	24.475	180	210
5	1:27.840	34.229	172	29.257	204	24.354	178	207	17	1:26.474	33.536	173	28.865	205	24.073	177	210
6	2:03.179	1:06.201	168	31.770	159	25.208	178	208	18	1:33.576	33.728	173	34.864	140	24.984	180	209
7	1:27.578	33.941	173	29.272	204	24.365	178	208	19	1:26.235	33.617	174	28.816	206	23.802	179	208
8	1:27.291	33.929	174	29.119	203	24.243	177	206	20	1:26.125	33.530	175	28.815	205	23.780	179	207



ADAC Formel 4

Sector List Testsession 4



Provisional

DMSB Reg. Nr.:

Tuesday, April 11, 2017 8:30:00



Motorsportarena Oschersleben, Length: 3696m

Air temperature: 8.46°C

Track temperature: 10.87°C

Weather condition: Dry

Lap	Time	SE1	SP1	SE2	SP2	SE3	SP3	TSP	Lap	Time	SE1	SP1	SE2	SP2	SE3	SP3	TSP
9	1:27.167	33.825	173	29.191	203	24.151	179	207	21	1:26.263	33.574	174	28.908	207	23.781	180	209
10	1:27.501	33.953	173	29.288	202	24.260	176	207	22	1:27.249	33.642	175	28.917	206	24.690	179	212
11	1:44.008	36.774	171	31.289	202	35.945	54	207	23	1:41.392	34.215	175	29.477	207	37.700	53	209
12	9:10.783	7:47.120	128	38.439	167	45.224	49										

42 Hoogenboom, NLD

theoretical besttime: 1:26.698

1	3:17.565	2:12.617	141	36.268	150	28.680	145		15	1:33.683	36.518	167	31.075	200	26.090	174	183
2	1:41.568	40.256	142	34.086	148	27.226	151	143	16	1:30.088	35.451	167	29.924	201	24.713	180	191
3	1:36.405	38.233	152	32.264	169	25.908	174	148	17	1:27.723	34.040	175	29.410	205	24.273	179	209
4	1:32.760	35.747	156	31.050	199	25.963	177	203	18	1:27.194	33.763	175	29.321	205	24.110	180	209
5	1:29.592	34.611	175	30.333	204	24.648	178	209	19	1:27.294	33.853	175	29.148	206	24.293	179	211
6	1:29.041	34.442	174	29.627	204	24.972	177	210	20	1:27.556	33.722	177	29.742	206	24.092	180	213
7	1:28.232	34.295	176	29.417	205	24.520	178	211	21	1:26.776	33.718	175	29.031	205	24.027	179	209
8	1:28.213	34.176	173	29.535	203	24.502	178	210	22	1:27.026	33.640	175	29.167	206	24.219	179	210
9	1:28.329	34.176	176	29.580	203	24.573	178	209	23	1:28.226	34.777	175	29.318	206	24.131	180	209
10	1:28.414	34.336	175	29.541	203	24.537	178	209	24	1:27.061	33.708	176	29.177	206	24.176	178	210
11	1:28.439	34.152	174	29.683	203	24.604	177	209	25	1:26.880	33.706	177	29.116	205	24.058	179	209
12	1:40.567	34.173	174	30.440	204	35.954	50	208	26	1:26.989	33.664	175	29.183	204	24.142	180	209
13	9:06.420	7:46.355	138	36.983	161	43.082	54		27	1:38.822	33.708	176	29.253	205	35.861	53	210
14	8:49.966	7:48.776	154	34.384	165	26.806	163										

44 Vips, ITA

theoretical besttime: 1:26.130

1	9:06.652	8:04.205	158	34.747	190	27.700	165		14	1:29.926	35.162	171	30.008	204	24.756	178	208
2	1:34.357	37.766	142	31.372	191	25.219	177	195	15	1:27.939	34.283	173	29.533	204	24.123	180	211
3	1:28.838	34.648	173	29.736	202	24.454	177	209	16	1:27.330	34.117	174	29.118	204	24.095	180	211
4	1:28.578	34.159	172	29.379	202	25.040	176	207	17	1:27.031	33.832	172	29.228	205	23.971	178	210
5	1:27.538	34.159	173	29.184	203	24.195	176	206	18	1:27.237	33.735	173	28.975	206	24.527	177	211
6	1:28.234	34.021	173	29.170	204	25.043	176	208	19	1:50.328	56.231	173	29.677	206	24.420	178	16
7	1:27.250	34.085	172	29.047	204	24.118	177	207	20	1:28.542	33.942	174	28.964	206	25.636	176	212
8	1:27.237	33.927	173	29.169	203	24.141	176	208	21	1:29.130	33.668	174	29.842	200	25.620	179	208
9	1:46.894	33.949	173	32.800	203	40.145	53	209	22	1:26.292	33.563	175	28.838	205	23.891	178	210
10	5:49.029	4:45.801	145	35.675	190	27.553	170		23	1:35.184	38.503	169	31.400	206	25.281	178	209
11	1:46.338	38.420	166	31.288	202	36.630	53	201	24	1:26.224	33.655	175	28.676	206	23.893	180	209
12	9:53.524	8:43.022	130	42.301	168	28.201	160		25	1:38.552	34.318	176	30.496	200	33.738	54	209
13	1:54.569	37.121	165	31.377	133	46.071	175	198									

68 Correa, ITA

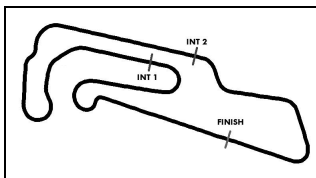
theoretical besttime: 1:26.498

1	3:27.776					3:27.776			14	1:29.179	34.860	173	29.870	198	24.449	179	203
2	5:57.453	4:52.567	158	36.997	191	27.889	169		15	1:28.030	34.646	170	29.335	204	24.049	179	207
3	1:33.457	36.435	169	31.487	197	25.535	175	195	16	1:30.238	33.827	174	29.448	204	26.963	177	209
4	1:30.308	35.302	170	30.437	198	24.569	178	201	17	1:34.050	40.726	175	29.308	205	24.016	178	209
5	1:27.968	34.308	173	29.292	203	24.368	177	209	18	1:26.851	33.934	174	28.883	205	24.034	178	209
6	1:27.466	34.088	173	29.120	203	24.258	177	207	19	1:30.110	34.343	172	30.098	207	25.669	180	209
7	1:27.249	33.929	174	29.218	203	24.102	177	207	20	1:28.036	34.162	175	28.906	206	24.968	178	212
8	1:27.057	33.919	174	29.124	204	24.014	178	208	21	1:26.622	33.818	176	28.988	204	23.816	179	210
9	1:46.432	34.126	174	29.529	206	42.777	44	207	22	1:26.727	33.806	173	28.923	206	23.998	178	209
10	7:27.999	6:25.860	161	34.530	195	27.609	172		23	1:27.732	34.434	175	29.259	206	24.039	180	207
11	1:43.050	38.079	169	36.298	173	28.673	171	203	24	1:27.075	33.799	174	29.226	205	24.050	177	208
12	1:41.672	38.633	171	34.441	198	28.598	173	179	25	1:27.397	33.940	174	29.093	206	24.364	178	207
13	1:34.205	36.693	169	31.477	194	26.035	176	199	26	1:39.691	33.903	173	29.143	204	36.645	54	207

74 Fittipaldi, ITA

theoretical besttime: 1:27.184

1	3:09.749					3:09.749			15	1:36.298	36.872	165	33.076	198	26.350	172	204
2	4:19.657	3:12.037	84	38.614	188	29.006	170		16	1:32.000	35.282	173	30.947	202	25.771	173	204
3	1:38.190	39.234	168	32.690	193	26.266	173	196	17	1:29.854	34.905	173	30.096	203	24.853	178	207
4	1:32.285	35.856	169	31.180	200	25.249	177	200	18	1:28.766	34.576	173	29.631	204	24.559	178	207
5	1:31.019	34.903	171	30.979	190	25.137	178	206	19	1:27.614	34.052	174	29.248	205	24.314	178	209
6	1:28.878	34.436	173	29.714	202	24.728	178	209	20	1:31.411	34.075	172	31.283	202	26.053	178	210
7	1:28.951	34.452	172	29.745	202	24.754	175	208	21	1:30.896	34.315	173	30.347	159	26.234	180	207
8	1:30.330	35.721	173	29.902	201	24.707	178	207	22	1:28.828	34.215	173	29.654	204	24.959	178	209
9	1:28.634	34.279	173	29.577	201	24.778	177	209	23	1:31.682	33.981	174	31.980	201	25.721	178	209
10	1:46.367	34.171	174	30.177	203	42.019	51	208	24	1:31.592	34.691	173	31.411	201	25.490	179	208
11	6:49.129	5:34.956	122	41.392	170	32.781	170		25	1:27.184	33.850	172	29.190	203	24.144	179	209



ADAC Formel 4

Sector List Testsession 4



Provisional

DMSB Reg. Nr.:

Tuesday, April 11, 2017 8:30:00



Motorsportarena Oschersleben, Length: 3696m

Air temperature: 8.46°C

Track temperature: 10.87°C

Weather condition: Dry

Lap	Time	SE1	SP1	SE2	SP2	SE3	SP3	TSP	Lap	Time	SE1	SP1	SE2	SP2	SE3	SP3	TSP
12	1:47.831	42.097	113	36.670	177	29.064	173	173	26	1:27.279	33.908	174	29.195	204	24.176	177	208
13	2:06.000	41.182	145	39.693	188	45.125	51	200	27	1:44.071	34.075	175	32.249	201	37.747	49	207
14	5:47.690	4:42.556	125	36.593	172	28.541	173										

79 Malukas, USA

theoretical besttime: 1:27.265

1	2:19.630	1:09.112	114	40.782	142	29.736	152		16	1:30.176	34.865	173	30.186	199	25.125	177	202
2	1:42.929	40.246	140	34.702	171	27.981	163	169	17	1:30.208	34.681	174	29.966	205	25.561	178	207
3	1:35.744	37.114	163	31.808	201	26.822	165	189	18	1:29.112	34.247	175	29.787	201	25.078	179	207
4	2:00.345	45.443	106	43.356	108	31.546	174	144	19	1:29.180	34.638	173	29.891	202	24.651	178	208
5	1:33.649	36.116	172	31.396	200	26.137	176	204	20	1:28.350	34.186	173	29.643	201	24.521	177	206
6	1:30.165	34.958	173	30.213	203	24.994	179	204	21	1:28.318	33.927	175	29.726	203	24.665	178	206
7	1:29.887	34.408	173	30.717	202	24.762	179	209	22	1:32.309	35.106	172	31.140	201	26.063	177	207
8	1:28.480	34.138	174	29.767	203	24.575	179	209	23	1:28.402	34.354	174	29.518	202	24.530	178	206
9	1:28.203	34.035	174	29.616	203	24.552	177	209	24	1:27.472	33.896	173	29.358	202	24.218	178	207
10	1:28.379	34.201	174	29.545	202	24.633	178	210	25	1:31.204	33.945	172	32.511	176	24.748	178	204
11	1:27.999	33.966	174	29.518	203	24.515	180	207	26	1:27.516	33.901	174	29.326	202	24.289	178	207
12	1:45.313	34.424	176	30.771	206	40.118	54	211	27	1:27.325	33.900	173	29.247	203	24.178	177	206
13	17:16.845	16:08.873	132	38.263	163	29.709	138		28	1:27.432	33.840	173	29.332	200	24.260	178	207
14	1:41.820	40.742	153	33.661	191	27.417	169	154	29		33.925	173	30.904	201			207
15	1:33.450	36.419	156	30.971	189	26.060	175	187									

80 Estner, DEU

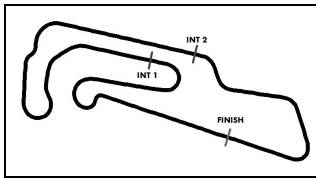
theoretical besttime: 1:27.548

1	2:27.258	1:16.127	119	40.883	156	30.248	160		17	1:43.687	36.250	171	31.568	202	35.869	54	207
2	1:40.386	40.122	140	33.429	194	26.835	169	188	18	6:13.187	4:59.113	112	43.968	175	30.106	154	
3	1:34.014	36.791	167	31.720	196	25.503	177	193	19	1:38.741	39.043	153	33.173	186	26.525	173	187
4	1:33.180	36.294	169	31.236	183	25.650	177	207	20	1:32.997	35.975	169	31.375	201	25.647	177	205
5	1:30.636	35.246	173	30.264	203	25.126	177	207	21	1:33.334	34.872	148	32.425	201	26.037	180	209
6	1:29.763	34.590	172	30.007	202	25.166	159	208	22	1:28.917	34.551	175	29.693	204	24.673	180	210
7	1:30.235	35.430	175	29.989	203	24.816	178	184	23	1:29.224	34.029	175	30.504	206	24.691	180	210
8	1:28.800	34.365	175	29.620	203	24.815	178	209	24	1:29.618	34.064	175	29.423	206	26.131	181	209
9	1:28.423	34.249	175	29.620	203	24.554	178	209	25	1:27.995	34.047	175	29.422	205	24.526	180	213
10	1:39.067	34.390	174	29.884	203	34.793	53	208	26	1:30.684	34.952	144	30.553	205	25.179	180	211
11	4:04.054	2:55.845	172	33.026	176	35.183	54		27	1:27.783	34.005	175	29.316	205	24.462	180	211
12	3:48.660	2:52.791	168	30.712	199	25.157	177		28	1:28.408	34.402	170	29.593	204	24.413	180	212
13	1:29.767	34.965	172	29.900	203	24.902	177	207	29	1:27.756	34.011	175	29.300	205	24.445	178	209
14	1:29.652	34.464	173	30.156	187	25.032	178	207	30	1:27.837	33.973	175	29.408	204	24.456	178	208
15	1:31.229	34.531	175	30.968	204	25.730	177	210	31	1:27.548	33.896	175	29.278	206	24.374	179	208
16	1:35.980	35.855	171	32.873	200	27.252	176	209	32	1:38.171	35.180	175	29.803	204	33.188	54	171

81 Waldherr, DEU

theoretical besttime: 1:26.865

1	1:54.711					1:54.711			18	1:29.029	34.842	172	29.550	202	24.637	179	205
2	2:30.374	1:16.382	105	41.581	128	32.411	142		19	1:39.416	34.305	173	29.395	201	35.716	58	209
3	1:52.698	44.993	132	37.003	148	30.702	137	134	20	4:44.399	3:37.038	134	37.571	154	29.790	144	
4	1:49.178	42.376	133	37.169	138	29.633	138	146	21	1:43.079	40.953	143	33.807	138	28.319	170	136
5	1:42.100	41.033	167	32.899	197	28.168	173	149	22	1:41.422	39.434	122	33.655	202	28.333	175	175
6	1:32.751	36.268	169	30.722	199	25.761	176	203	23	1:29.825	35.094	173	29.993	200	24.738	179	204
7	1:43.598	41.387	142	36.675	166	25.536	176	205	24	1:30.363	34.534	173	29.553	206	26.276	176	208
8	1:30.242	35.310	173	30.096	200	24.836	176	205	25	1:29.782	34.187	176	30.946	204	24.649	178	207
9	1:29.508	35.061	172	29.800	202	24.647	178	206	26	1:27.686	34.049	173	29.235	204	24.402	177	207
10	1:38.355	34.442	174	36.525	93	27.388	176	208	27	1:29.483	34.198	173	29.659	203	25.626	178	207
11	1:42.516	35.071	172	30.351	200	37.094	56	205	28	1:27.355	33.985	175	29.142	204	24.228	179	208
12	5:13.971	4:18.686	171	30.419	200	24.866	176		29	1:27.252	33.751	175	29.307	205	24.194	179	208
13	1:28.794	34.589	169	29.544	202	24.661	175	205	30	1:29.091	33.810	175	31.025	204	24.256	177	207
14	1:28.361	34.383	173	29.467	201	24.511	177	205	31	1:33.203	39.863	173	29.195	204	24.145	179	207
15	1:30.932	34.265	175	31.474	201	25.193	177	206	32	1:26.991	33.877	173	29.101	205	24.013	179	208
16	1:29.994	35.042	173	30.040	201	24.912	176	207	33	1:42.738	33.795	172	29.144	203	39.799	54	208
17	1:30.302	34.908	173	30.420	201	24.974	175	206									



ADAC Formel 4

Sector List Testsession 4



Provisional

DMSB Reg. Nr.:

Tuesday, April 11, 2017 8:30:00



Motorsportarena Oschersleben, Length: 3696m

Air temperature: 8.46°C

Track temperature: 10.87°C

Weather condition: Dry

Lap	Time	SE1	SP1	SE2	SP2	SE3	SP3	TSP	Lap	Time	SE1	SP1	SE2	SP2	SE3	SP3	TSP
99	Weerts, BEL	theoretical besttime: 1:26.456															
1	2:00.544	57.584	151	35.021	173	27.939	158		15	1:40.515	40.190	140	33.797	160	26.528	174	156
2	1:39.294	38.282	157	34.724	163	26.288	172	161	16	1:31.562	35.145	171	31.130	175	25.287	179	204
3	1:31.396	35.017	170	30.556	199	25.823	173	205	17	1:28.271	34.309	173	29.426	205	24.536	180	210
4	1:41.720	45.908	172	30.694	198	25.118	176	204	18	1:37.217	40.149	130	31.217	197	25.851	179	210
5	1:29.732	34.561	175	30.223	203	24.948	178	206	19	1:27.427	34.073	174	29.124	207	24.230	180	209
6	1:34.012	39.001	173	30.027	202	24.984	177	209	20	1:29.974	34.500	176	29.345	203	26.129	180	211
7	1:28.908	34.566	174	29.717	201	24.625	178	207	21	1:28.947	34.165	170	29.715	204	25.067	179	211
8	1:31.854	34.564	174	32.475	201	24.815	179	209	22	1:27.762	33.770	175	29.396	203	24.596	178	209
9	1:27.586	33.951	175	29.364	203	24.271	178	208	23	1:26.958	33.742	174	29.157	206	24.059	181	209
10	1:32.094	36.618	129	30.991	203	24.485	179	209	24	1:32.635	33.897	175	29.737	196	29.001	178	212
11	1:27.557	34.005	175	29.335	204	24.217	180	209	25	1:26.642	33.604	176	29.013	205	24.025	180	210
12	1:27.508	33.906	174	29.351	203	24.251	178	209	26	1:26.456	33.474	176	28.995	205	23.987	180	211
13	1:44.704	33.839	172	33.154	202	37.711	53	209	27	1:33.209	33.722	177	31.833	156	27.654	177	208
14	15:08.393	13:59.472	141	36.104	161	32.817	152		28	1:37.478	33.804	177	29.407	207	34.267	54	209