

ADAC Formel 4

Sector List Testsession 2



Provisional

DMSB Reg. Nr.:

Monday, April 10, 2017 13:00:00



Motorsportarena Oschersleben, Length: 3696m

Air temperature: 17.13°C

Track temperature: 22.79°C

Weather condition: Dry

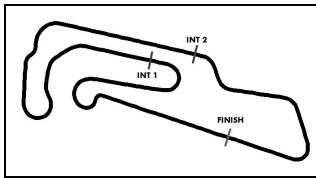
Lap	Time	SE1	SP1	SE2	SP2	SE3	SP3	TSP	Lap	Time	SE1	SP1	SE2	SP2	SE3	SP3	TSP
1 Drugovich, DEU									theoretical besttime: 1:26.939								
1	7:23.407					7:23.407			11	1:27.872	33.909	171	29.412	200	24.551	174	206
2	2:13.475	1:13.331	141	34.189	166	25.955	160		12	1:28.573	34.062	170	29.520	203	24.991	175	204
3	1:31.383	36.065	168	30.146	195	25.172	175	170	13	1:39.027	34.258	170	29.698	203	35.071	62	204
4	1:32.029	34.244	171	29.426	202	28.359	174	206	14	15:01.996	14:02.066	146	33.080	167	26.850	164	
5	1:27.856	34.241	171	29.343	203	24.272	175	206	15	1:30.911	35.765	170	30.338	181	24.808	175	176
6	1:27.517	33.933	171	29.210	203	24.374	174	205	16	1:27.473	34.012	172	29.275	204	24.186	176	204
7	1:27.724	34.249	171	29.241	203	24.234	174	203	17	1:27.340	33.784	172	29.213	203	24.343	175	205
8	1:27.423	33.945	171	29.288	204	24.190	175	205	18	1:27.162	33.869	169	29.174	203	24.119	176	206
9	1:32.246	34.179	170	32.870	168	25.197	175	205	19	1:26.939	33.709	172	29.130	204	24.100	175	206
10	1:27.752	33.978	172	29.478	202	24.296	175	205	20	1:53.386	33.974	170	31.146	202	48.266	32	206

2 Vesti, DNK									theoretical besttime: 1:27.805								
1	6:05.809					6:05.809			13	1:29.121	34.196	168	30.099	203	24.826	174	204
2	2:07.947	1:04.975	139	35.567	170	27.405	160		14	1:28.905	34.316	170	30.051	203	24.538	175	203
3	1:33.621	36.752	169	30.543	201	26.326	173	191	15	1:44.450	34.204	169	30.471	201	39.775	54	205
4	1:30.244	34.664	169	30.775	202	24.805	173	205	16	10:20.168	9:18.848	113	34.939	182	26.381	170	
5	1:31.486	34.507	170	30.403	203	26.576	175	204	17	1:30.551	35.223	171	30.262	202	25.066	175	185
6	1:29.283	34.654	170	29.968	203	24.661	173	207	18	1:28.766	34.236	170	29.751	204	24.779	175	204
7	1:28.898	34.244	169	30.008	203	24.646	175	204	19	1:28.088	33.953	172	29.606	203	24.529	176	206
8	1:28.867	34.306	172	29.858	202	24.703	173	204	20	1:29.402	34.456	149	30.524	203	24.422	177	206
9	1:31.382	35.870	140	30.681	206	24.831	175	205	21	1:27.864	33.903	172	29.587	203	24.374	176	207
10	1:29.014	34.429	169	29.874	202	24.711	177	207	22	1:28.427	33.844	171	29.857	200	24.726	177	208
11	1:28.328	34.100	170	29.790	203	24.438	176	206	23	1:44.226	33.935	170	29.755	202	40.536	51	207
12	1:29.381	34.364	169	30.281	200	24.736	176	207									

3 Gachot, GBR									theoretical besttime: 1:26.951								
1	6:58.631	5:59.735	163	32.737	195	26.159	172		14	1:28.622	34.226	171	29.705	203	24.691	175	203
2	1:30.622	35.167	170	30.524	201	24.931	174	198	15	1:42.672	34.448	170	30.288	201	37.936	47	205
3	1:28.556	34.305	170	29.811	201	24.440	175	204	16	7:24.706	6:24.392	162	33.920	189	26.394	173	
4	1:28.564	34.193	169	29.720	203	24.651	175	206	17	1:30.671	35.381	166	30.599	200	24.691	175	195
5	1:28.595	34.415	169	29.519	204	24.661	178	206	18	1:28.103	34.122	172	29.342	204	24.639	177	205
6	1:28.450	34.215	172	29.453	203	24.782	175	210	19	1:27.181	33.861	172	29.135	205	24.185	176	206
7	1:28.275	34.160	168	29.494	203	24.621	175	206	20	1:27.165	33.664	173	29.310	204	24.191	176	205
8	1:28.166	34.175	170	29.502	202	24.489	174	205	21	1:27.523	33.874	173	29.497	205	24.152	177	208
9	1:28.158	33.926	172	29.634	204	24.598	175	206	22	1:27.181	33.762	173	29.255	204	24.164	176	209
10	1:29.130	34.279	173	29.898	205	24.953	168	208	23	1:27.266	33.687	173	29.318	203	24.261	176	206
11	1:33.934	38.952	129	30.394	203	24.588	176	204	24	1:27.388	33.844	173	29.240	204	24.304	176	207
12	1:28.540	33.970	172	29.690	202	24.880	174	207	25		33.839	171	29.283	204			206
13	1:28.953	34.500	172	29.820	203	24.633	175	204									

4 Flörsch, DEU									theoretical besttime: 1:26.658								
1	3:52.116					3:52.116			12	1:27.164	33.790	172	29.209	205	24.165	177	209
2	4:01.787	2:56.477	149	36.528	172	28.782	158		13	1:36.952	33.960	172	31.033	205	31.959	60	208
3	1:38.189	38.587	154	32.917	177	26.685	166	178	14	9:03.749	8:08.815	167	30.204	204	24.730	177	
4	1:34.128	36.794	159	32.068	204	25.266	177	186	15	1:29.037	33.907	173	30.709	202	24.421	179	207
5	1:41.438	34.623	172	30.610	203	36.205	58	208	16	1:26.958	33.738	173	29.090	208	24.130	180	207
6	6:18.797	5:06.683	120	40.285	141	31.829	144		17	1:26.958	33.633	173	29.184	207	24.141	179	210
7	1:41.299	41.231	136	33.895	147	26.173	178	144	18	1:26.769	33.557	175	29.045	208	24.167	180	210
8	1:28.208	34.274	173	29.508	204	24.426	179	208	19	1:28.851	33.546	174	29.806	208	25.499	178	212
9	1:27.611	33.732	174	29.442	205	24.437	177	209	20	1:26.763	33.627	173	28.982	207	24.154	177	209
10	1:28.168	33.696	175	30.020	208	24.452	177	207	21	1:38.488	33.606	174	28.983	206	35.899	56	208
11	1:27.281	33.843	173	29.156	205	24.282	178	207									

5 Zendeli, DEU									theoretical besttime: 1:27.893								
1	3:48.922					3:48.922			11	1:36.955	34.085	172	29.402	205	33.468	56	207
2	4:25.215	3:24.021	138	34.083	164	27.111	172		12	12:35.192	11:38.356	157	31.415	173	25.421	174	
3	1:30.524	35.743	172	30.083	203	24.698	175	195	13	1:29.226	34.995	169	29.676	203	24.555	176	200
4	1:29.049	34.758	171	29.718	204	24.573	175	207	14	1:28.328	34.353	172	29.519	203	24.456	177	207
5	1:29.711	34.220	172	30.922	204	24.569	176	207	15	1:27.981	34.146	172	29.429	204	24.406	176	206
6	1:49.892	52.951	171	31.564	203	25.377	175	207	16	1:28.312	34.165	172	29.465	205	24.682	176	206
7	1:29.190	34.496	172	29.741	204	24.953	174	206	17	1:28.322	34.168	172	29.530	205	24.624	177	207



ADAC Formel 4

Sector List Testsession 2



Provisional



Motorsportarena Oschersleben, Length: 3696m
 Air temperature: 17.13°C
 Track temperature: 22.79°C
 Weather condition: Dry

DMSB Reg. Nr.:

Monday, April 10, 2017 13:00:00

Lap	Time	SE1	SP1	SE2	SP2	SE3	SP3	TSP	Lap	Time	SE1	SP1	SE2	SP2	SE3	SP3	TSP
8	1:28.814	34.167	172	29.715	203	24.932	178	207	18	1:41.923	38.925	173	29.814	205	33.184	56	208
9	1:29.482	34.823	173	29.648	206	25.011	176	209	19	3:52.000	2:50.430	147	34.039	171	27.531	172	
10	1:34.691	34.287	172	30.989	103	29.415	177	207	20	1:55.582	38.460	134	32.289	181	44.833	48	192

6 Beckhäuser, CZE

theoretical besttime: 1:30.509

1	9:27.090	8:17.029	138	40.279	158	29.782	166		11	11:26.958	10:23.243	165	35.430	155	28.285	160	
2	1:43.092	39.409	165	35.090	160	28.593	171	166	12	1:35.106	37.096	170	31.897	192	26.113	175	171
3	1:39.592	36.859	167	34.341	197	28.392	170	204	13	1:31.818	35.230	172	30.711	203	25.877	173	206
4	1:33.597	35.576	170	31.522	200	26.499	172	206	14	1:32.180	34.869	170	30.772	203	26.539	173	206
5	1:33.903	35.958	169	31.585	200	26.360	173	189	15	1:31.255	34.921	169	30.478	202	25.856	173	200
6	1:33.933	35.899	171	31.309	201	26.725	172	204	16	1:32.231	35.159	171	31.160	201	25.912	173	207
7	1:35.218	35.887	172	31.189	203	28.142	174	204	17	1:30.649	34.595	170	30.377	203	25.677	170	206
8	1:32.118	34.755	169	30.986	203	26.377	171	206	18	1:31.398	35.298	170	30.563	203	25.537	174	206
9	1:32.110	34.827	172	30.906	203	26.377	174	203	19	1:48.086	34.763	172	30.755	204	42.568	62	206
10	1:53.836	37.488	173	30.850	203	45.498	54	207									

7 Söderström, SWE

theoretical besttime: 1:27.272

1	18:05.754					18:05.754			9	1:28.073	34.013	172	29.542	204	24.518	176	206
2	2:54.312	1:50.317	159	34.952	173	29.043	165		10	1:28.329	33.925	173	29.422	203	24.982	177	206
3	1:36.621	37.786	164	32.011	175	26.824	175	180	11	1:28.363	33.766	172	29.413	204	25.184	175	206
4	1:29.120	34.502	172	29.818	199	24.800	175	202	12	1:28.042	33.710	173	29.310	206	25.022	145	206
5	1:28.349	34.060	171	29.613	204	24.676	175	206	13	1:33.573	39.063	166	29.810	192	24.700	177	169
6	1:28.513	34.165	171	29.698	204	24.650	175	206	14	1:27.471	33.784	172	29.425	204	24.262	178	208
7	1:44.975	33.983	172	30.658	201	40.334	60	208	15	1:28.853	34.238	172	30.293	205	24.322	175	212
8	8:25.762	7:28.783	167	31.801	185	25.178	177		16	1:47.350	33.964	172	29.300	204	44.086	56	207

9 Armstrong, VEN

theoretical besttime: 1:27.251

1	15:48.279	14:48.387	163	32.808	191	27.084	168		9	1:27.934	34.255	172	29.433	203	24.246	175	207
2	1:34.688	36.281	167	32.656	175	25.751	172	173	10	1:47.781	34.469	167	35.470	189	37.842	55	206
3	1:28.745	34.245	171	29.955	203	24.545	174	205	11	13:25.603	12:22.874	151	35.082	126	27.647	170	
4	1:29.911	35.018	169	30.262	202	24.631	175	206	12	1:34.460	35.751	168	32.590	195	26.119	171	199
5	1:27.627	33.983	172	29.393	203	24.251	175	206	13	1:32.866	35.371	170	31.730	183	25.765	176	200
6	1:27.635	33.988	172	29.448	204	24.199	177	207	14	1:27.866	33.959	172	29.290	204	24.617	178	207
7	1:27.694	34.081	172	29.330	204	24.283	176	205	15	1:49.605	33.870	172	29.182	203	46.553	52	212
8	1:37.061	34.141	171	36.150	132	26.770	175	207									

10 Wagner, DEU

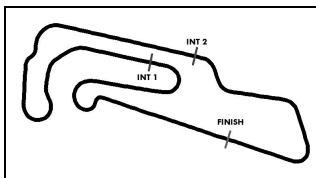
theoretical besttime: 1:29.272

1	16:15.070					16:15.070			10	1:30.908	35.270	172	30.462	200	25.176	175	204
2	4:16.852	3:12.028	141	35.990	179	28.834	140		11	1:30.259	35.277	170	29.945	203	25.037	176	206
3	1:38.147	39.048	168	33.026	198	26.073	171	177	12	1:30.000	34.670	172	30.049	204	25.281	177	206
4	1:31.927	36.318	170	30.448	202	25.161	174	204	13	1:29.645	34.553	172	29.794	204	25.298	177	208
5	1:31.298	35.092	172	30.105	203	26.101	173	202	14	1:29.547	34.544	172	29.882	203	25.121	177	207
6	1:30.295	35.027	171	30.112	202	25.156	175	205	15	1:31.151	34.441	172	30.155	203	26.555	177	206
7	1:40.187	34.909	169	30.203	199	35.075	52	204	16	1:31.500	34.785	171	31.265	174	25.450	177	208
8	7:04.928	5:56.923	112	38.938	126	29.067	132		17	1:51.538	35.656	170	32.597	193	43.285	53	207
9	1:36.177	38.338	166	31.837	186	26.002	173	187									

11 Wishofer, AUT

theoretical besttime: 1:27.228

1	10:27.011	9:27.258	163	33.370	193	26.383	171		11	1:37.227	38.293	156	32.791	175	26.143	162	172
2	2:21.095	1:22.732	127	32.087	200	26.276	175	201	12	1:34.340	37.956	156	30.971	197	25.413	168	170
3	1:31.945	36.298	158	30.286	204	25.361	174	206	13	1:29.753	35.417	173	29.680	205	24.656	175	191
4	1:29.110	34.549	172	29.709	203	24.852	175	206	14	1:28.401	34.297	172	29.615	205	24.489	177	202
5	1:28.479	34.310	172	29.499	203	24.670	175	207	15	1:27.415	33.960	173	29.212	205	24.243	177	208
6	1:29.054	34.553	169	29.922	204	24.579	175	207	16	1:27.324	33.892	174	29.177	205	24.255	177	206
7	1:28.466	34.345	172	29.584	203	24.537	176	206	17	1:27.555	33.978	173	29.279	203	24.298	176	208
8	1:28.346	34.290	173	29.526	203	24.530	176	205	18	1:27.335	33.846	173	29.139	206	24.350	176	207
9	1:45.353	36.886	172	29.652	204	38.815	50	207	19	1:43.010	34.947	172	30.196	203	37.867	53	207
10	11:53.951	10:52.148	164	34.968	179	26.835	161										



ADAC Formel 4

Sector List Testsession 2



Provisional

DMSB Reg. Nr.:

Monday, April 10, 2017 13:00:00



Motorsportarena Oschersleben, Length: 3696m

Air temperature: 17.13°C

Track temperature: 22.79°C

Weather condition: Dry

Lap	Time	SE1	SP1	SE2	SP2	SE3	SP3	TSP	Lap	Time	SE1	SP1	SE2	SP2	SE3	SP3	TSP
13	Scherer, CHE								theoretical besttime: 1:27.603								
1	10:15.457	9:15.668	165	33.420	195	26.369	174		10	1:36.559	34.232	173	29.552	204	32.775	55	211
2	1:30.766	35.344	170	30.416	205	25.006	178	204	11	16:35.514	15:36.848	165	31.921	183	26.745	177	
3	1:29.052	34.327	171	29.782	206	24.943	177	208	12	1:29.535	34.697	170	29.850	204	24.988	178	207
4	1:28.770	34.294	172	29.724	204	24.752	178	210	13	1:28.616	34.379	172	29.523	204	24.714	177	207
5	1:28.633	34.369	172	29.563	204	24.701	178	207	14	1:28.357	34.033	173	29.502	208	24.822	180	209
6	1:28.206	34.066	172	29.402	204	24.738	178	210	15	1:41.046	43.703	133	32.717	203	24.626	180	212
7	1:28.262	34.242	173	29.537	208	24.483	179	211	16	1:28.513	34.232	173	29.293	205	24.988	179	210
8	1:28.311	34.060	172	29.429	206	24.822	181	210	17	1:45.443	34.078	173	29.717	204	41.648	50	210
9	1:29.331	33.854	174	31.021	207	24.456	180	211									

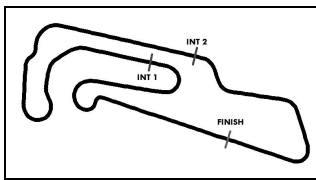
18	Hanses, DEU								theoretical besttime: 1:27.934								
1	11:30.538	10:29.972	140	34.246	167	26.320	160		10	1:29.393	34.453	170	30.109	199	24.831	175	205
2	1:34.470	37.380	154	31.809	171	25.281	174	170	11	1:28.874	34.387	172	29.527	203	24.960	175	204
3	1:29.180	34.662	169	29.810	202	24.708	175	204	12	1:28.199	34.319	171	29.504	203	24.376	176	205
4	1:31.666	34.497	170	30.688	158	26.481	174	205	13	1:28.121	34.256	171	29.448	203	24.417	175	204
5	1:28.617	34.398	170	29.630	201	24.589	174	204	14	1:28.281	34.207	171	29.562	200	24.512	176	206
6	1:39.801	34.972	173	29.729	203	35.100	57	206	15	1:27.978	34.152	172	29.450	203	24.376	176	206
7	7:33.526	6:36.119	165	32.048	174	25.359	174		16	1:28.008	34.110	172	29.492	201	24.406	175	206
8	1:39.028	34.550	169	29.622	200	34.856	54	202	17	1:28.308	34.221	172	29.546	202	24.541	176	206
9	7:01.869	6:05.882	168	30.698	200	25.289	175		18	1:41.342	34.112	170	29.618	203	37.612	55	206

25	Ghattas, DEU								theoretical besttime: 1:29.735								
1	6:30.203					6:30.203			8	1:30.440	34.950	172	30.169	205	25.321	176	208
2	3:11.002	2:02.983	133	38.284	156	29.735	151		9	1:30.887	35.199	172	29.962	206	25.726	177	208
3	1:39.954	40.116	167	33.282	200	26.556	174	165	10	1:30.403	34.745	172	30.307	205	25.351	177	208
4	1:33.639	36.319	169	31.363	203	25.957	175	206	11	1:29.891	34.894	174	29.906	204	25.091	177	208
5	1:31.877	35.595	171	30.593	204	25.689	175	208	12	1:30.075	34.920	173	29.955	204	25.200	177	207
6	1:30.739	34.986	172	30.371	204	25.382	179	207	13	1:44.431	34.738	173	30.042	204	39.651	54	207
7	1:30.704	34.980	172	30.480	203	25.244	176	210									

26	Laurin, DEU								theoretical besttime: 1:28.651								
1	20:48.334					20:48.334			8	1:30.010	35.104	168	30.071	200	24.835	177	206
2	2:06.722	1:03.549	143	35.304	164	27.869	151		9	1:30.117	35.185	172	30.129	203	24.803	173	207
3	1:31.798	36.109	171	30.455	201	25.234	161	188	10	1:29.502	34.550	172	30.139	202	24.813	171	206
4	1:31.049	36.121	165	30.177	203	24.751	174	179	11	1:43.809	34.595	172	31.494	202	37.720	54	206
5	1:28.793	34.344	171	29.781	203	24.668	173	203	12	4:59.325	4:04.432	172	30.070	200	24.823	174	
6	1:49.401	34.202	171	33.410	169	41.789	53	206	13	1:53.307	34.326	171	30.165	201	48.816	50	206
7	6:15.426	5:18.912	170	30.531	185	25.983	174										

27	Nielsen, DNK								theoretical besttime: 1:27.540								
1	10:48.345	9:49.647	164	32.601	194	26.097	171		10	1:40.274	34.241	172	30.583	204	35.450	55	206
2	1:30.678	35.270	167	30.533	197	24.875	170	197	11	14:32.005	13:35.429	166	31.347	197	25.229	170	
3	1:28.684	34.541	170	29.631	203	24.512	176	198	12	1:29.313	34.695	169	29.961	198	24.657	177	196
4	1:28.076	34.093	172	29.580	202	24.403	175	207	13	1:27.995	34.079	173	29.490	203	24.426	175	206
5	1:27.807	34.063	172	29.393	203	24.351	176	204	14	1:27.772	33.915	173	29.429	202	24.428	175	207
6	1:27.576	33.833	173	29.429	204	24.314	176	206	15	1:27.714	33.837	173	29.398	203	24.479	176	206
7	1:27.908	34.003	172	29.461	203	24.444	176	206	16	1:28.308	34.317	173	29.610	204	24.381	177	207
8	1:33.894	34.287	171	35.121	203	24.486	176	208	17	1:39.048	44.780	163	29.812	204	24.456	176	130
9	1:31.557	33.984	172	32.605	200	24.968	176	207	18	1:44.968	33.990	173	29.565	202	41.413	48	207

33	Aberdein, ZAF								theoretical besttime: 1:26.361								
1	11:41.357	10:40.345	142	34.465	153	26.547	150		12	1:32.559	36.902	150	30.689	200	24.968	171	177
2	1:30.854	36.112	167	29.596	200	25.146	179	172	13	1:30.313	34.505	171	31.640	198	24.168	177	198
3	1:27.513	34.074	172	29.176	206	24.263	177	209	14	1:26.604	33.760	174	28.881	205	23.963	177	206
4	1:27.702	34.005	172	29.288	204	24.409	176	206	15	1:26.677	33.615	173	28.934	205	24.128	177	207
5	1:27.271	33.822	174	29.219	207	24.230	179	209	16	1:26.481	33.627	173	28.934	206	23.920	179	207
6	1:29.200	33.867	174	29.768	205	25.565	177	212	17	1:26.496	33.560	174	28.979	205	23.957	177	208
7	1:27.508	33.876	173	29.191	205	24.441	178	208	18	1:26.655	33.682	173	29.028	203	23.945	176	207
8	1:28.523	33.796	173	29.412	210	25.315	181	207	19	1:26.676	33.585	173	29.100	203	23.991	178	209
9	1:27.019	33.768	172	29.108	204	24.143	178	210	20	1:26.691	33.691	173	28.955	204	24.045	177	207



ADAC Formel 4

Sector List Testsession 2



Provisional

DMSB Reg. Nr.:

Monday, April 10, 2017 13:00:00



Motorsportarena Oschersleben, Length: 3696m

Air temperature: 17.13°C

Track temperature: 22.79°C

Weather condition: Dry

Lap	Time	SE1	SP1	SE2	SP2	SE3	SP3	TSP	Lap	Time	SE1	SP1	SE2	SP2	SE3	SP3	TSP
10	1:35.625	33.802	173	29.259	204	32.564	51	207	21	1:58.599	33.685	173	31.421	185	53.493	29	206
11	10:07.356	9:06.365	140	34.255	162	26.736	151										

42 Hoogenboom, NLD

theoretical besttime: 1:26.775

1	13:34.099	12:33.514	137	34.068	169	26.517	170		12	7:25.406	6:22.535	140	34.968	164	27.903	162	
2	1:31.287	36.011	169	30.362	204	24.914	178	173	13	1:36.746	38.139	145	32.442	172	26.165	170	165
3	1:29.127	34.677	170	29.747	202	24.703	174	208	14	1:30.313	35.233	173	30.340	201	24.740	176	200
4	1:28.300	34.280	173	29.631	203	24.389	177	206	15	1:27.998	34.176	174	29.527	205	24.295	177	207
5	1:27.794	34.038	173	29.479	204	24.277	179	207	16	1:27.977	34.227	173	29.378	204	24.372	174	208
6	1:28.082	33.942	172	29.493	204	24.647	177	209	17	1:27.319	33.953	174	29.263	204	24.103	179	207
7	1:27.663	33.873	173	29.503	204	24.287	179	209	18	1:26.975	33.709	174	29.195	204	24.071	178	210
8	1:27.856	34.072	173	29.506	205	24.278	177	208	19	1:27.201	33.880	173	29.137	207	24.184	178	209
9	1:27.891	34.204	174	29.449	204	24.238	176	206	20	1:27.443	33.567	173	29.199	206	24.677	177	210
10	1:27.848	34.046	173	29.477	203	24.325	176	207	21	1:49.800	33.895	174	29.207	204	46.698	47	209
11	1:39.841	33.950	174	29.427	204	36.464	52	207									

44 Vips, ITA

theoretical besttime: 1:27.433

1	15:39.538					15:39.538			8	1:27.547	33.877	173	29.414	204	24.256	176	205
2	2:10.651	1:10.698	156	33.552	189	26.401	164		9	1:48.316	33.978	173	29.437	206	44.901	54	207
3	1:33.394	35.551	170	33.036	199	24.807	175	193	10	16:22.002	15:23.565	163	32.651	194	25.786	169	
4	1:29.323	34.579	171	30.203	203	24.541	175	207	11	1:33.753	36.150	168	29.798	196	27.805	177	174
5	1:28.211	34.404	171	29.447	204	24.360	178	207	12	1:27.730	34.120	171	29.438	204	24.172	174	207
6	1:36.488	35.498	168	36.162	190	24.828	175	208	13	2:10.557	33.847	172	33.884	136	1:02.826	30	208
7	1:28.143	34.201	173	29.438	204	24.504	176	207									

68 Correa, ITA

theoretical besttime: 1:27.606

1	9:19.121					9:19.121			8	1:28.347	34.174	171	29.616	203	24.557	175	211
2	2:03.927	1:05.501	159	32.504	196	25.922	173		9	1:27.752	34.079	173	29.376	205	24.297	177	206
3	1:33.718	38.117	142	30.791	197	24.810	175	201	10	1:27.611	33.935	173	29.374	205	24.302	177	208
4	1:34.049	34.441	169	35.062	178	24.546	177	209	11	1:27.925	34.140	173	29.400	204	24.385	176	207
5	1:29.144	35.205	172	29.470	204	24.469	176	206	12	1:41.966	34.074	173	30.388	203	37.504	55	206
6	1:29.224	34.163	173	30.445	203	24.616	176	207	13	9:12.946	8:18.094	166	30.198	197	24.654	177	
7	1:29.539	34.186	174	30.052	207	25.301	180	208	14	1:47.200	41.030	174	29.480	203	36.690	55	206

74 Fittipaldi, ITA

theoretical besttime: 1:27.886

1	16:30.474	15:29.794	158	34.374	192	26.306	172		9	1:45.788	34.312	172	31.100	201	40.376	53	206
2	1:38.293	35.345	167	33.734	127	29.214	173	200	10	12:48.448	11:44.025	161	35.795	197	28.628	170	
3	1:29.747	34.820	169	30.150	202	24.777	176	204	11	1:36.670	35.763	168	34.343	197	26.564	175	200
4	1:28.429	34.334	170	29.674	202	24.421	177	205	12	1:29.262	34.473	172	29.863	203	24.926	177	207
5	1:28.664	33.991	171	29.714	203	24.959	177	208	13	1:29.066	34.255	172	29.987	202	24.824	177	209
6	1:28.219	34.142	171	29.626	203	24.451	176	208	14	1:30.674	34.431	172	29.767	202	26.476	177	208
7	1:28.165	34.270	171	29.481	203	24.414	176	206	15	1:51.392	34.189	172	29.599	194	47.604	42	207
8	1:32.777	34.440	172	32.142	167	26.195	175	205									

79 Malukas, USA

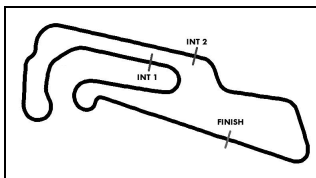
theoretical besttime: 1:27.913

1	13:33.154	12:31.230	132	34.983	167	26.941	163		7	1:28.929	34.795	172	29.580	203	24.554	179	208
2	1:31.964	36.126	170	30.506	203	25.332	175	181	8	1:28.208	33.975	173	29.400	204	24.833	176	209
3	1:31.259	35.929	161	30.392	200	24.938	176	204	9	1:28.161	33.959	174	29.421	204	24.781	177	206
4	1:29.087	34.378	174	29.882	203	24.827	175	206	10	1:28.388	34.094	173	29.551	203	24.743	176	206
5	1:28.435	34.197	172	29.618	202	24.620	176	207	11	24:09.639	22:38.150	84	43.939	138	47.550	53	206
6	1:28.427	34.178	172	29.677	203	24.572	178	206									

80 Estner, DEU

theoretical besttime: 1:27.286

1	6:24.959					6:24.959			13	1:27.885	34.034	175	29.451	205	24.400	177	209
2	2:07.803	1:05.349	142	36.056	195	26.398	173		14	2:03.248	57.154	131	32.494	203	33.600	53	209
3	1:30.697	35.266	172	30.333	200	25.098	176	202	15	9:13.337	8:05.428	130	37.197	145	30.712	159	
4	1:35.350	40.516	172	30.076	204	24.758	176	208	16	1:35.349	36.795	168	32.771	195	25.783	173	182
5	1:28.672	34.363	173	29.552	204	24.757	176	207	17	1:29.476	34.783	171	29.949	201	24.744	173	201
6	1:38.333	34.115	173	29.569	205	34.649	53	209	18	1:29.638	35.576	174	29.624	203	24.438	178	160
7	1:46.530	51.864	172	29.898	203	24.768	177		19	1:27.844	33.905	174	29.401	206	24.538	177	209
8	1:29.118	34.187	174	30.434	205	24.497	176	208	20	1:28.979	33.825	174	29.744	150	25.410	177	209



ADAC Formel 4

Sector List Testsession 2



Provisional

DMSB Reg. Nr.:

Monday, April 10, 2017 13:00:00



Motorsportarena Oschersleben, Length: 3696m

Air temperature: 17.13°C

Track temperature: 22.79°C

Weather condition: Dry

Lap	Time	SE1	SP1	SE2	SP2	SE3	SP3	TSP	Lap	Time	SE1	SP1	SE2	SP2	SE3	SP3	TSP
9	1:28.017	34.121	173	29.436	205	24.460	177	207	21	1:27.679	33.893	174	29.291	203	24.495	176	209
10	1:27.892	33.997	173	29.422	204	24.473	178	208	22	1:27.286	33.819	174	29.213	205	24.254	178	209
11	1:32.238	35.639	137	30.722	205	25.877	178	209	23	1:43.921	33.913	175	29.333	205	40.675	54	210
12	1:30.879	36.802	173	29.605	206	24.472	178	209									

81 Waldherr, DEU

theoretical besttime: 1:27.202

1	10:49.442					10:49.442			11	1:37.890	34.204	173	29.433	205	34.253	56	205
2	2:27.879	1:13.661	117	41.645	136	32.573	144		12	10:53.108	9:37.853	120	42.080	136	33.175	130	
3	1:48.338	43.917	138	35.239	157	29.182	130	131	13	1:53.888	45.208	128	38.397	135	30.283	133	147
4	1:49.862	44.092	129	36.316	140	29.454	145	129	14	1:41.209	41.687	146	33.243	185	26.279	172	136
5	1:41.640	41.387	131	33.751	168	26.502	174	145	15	1:30.753	36.010	167	29.959	203	24.784	176	199
6	1:29.773	35.207	169	29.833	202	24.733	174	204	16	1:28.096	34.303	172	29.383	203	24.410	175	205
7	1:28.394	34.332	172	29.460	203	24.602	176	205	17	1:27.494	34.028	172	29.221	203	24.245	177	206
8	1:27.879	34.081	172	29.327	202	24.471	176	206	18	1:27.337	33.736	173	29.297	205	24.304	176	207
9	1:27.772	33.879	173	29.483	204	24.410	176	206	19	2:14.763	37.868	169	33.285	105	1:03.610	34	207
10	1:28.079	34.159	172	29.477	204	24.443	175	205									

98 Piro, DEU

theoretical besttime: 1:29.258

1	46:11.987	45:13.287	118	32.870	199	25.830	174		3	1:51.930	34.252	173	30.333	165	47.345	48	209
2	1:30.145	35.139	170	30.095	203	24.911	177	205									

99 Weerts, BEL

theoretical besttime: 1:27.587

1	12:03.472	10:56.718	146	37.222	164	29.532	153		11	1:28.286	34.189	172	29.641	203	24.456	176	204
2	1:40.828	39.380	150	34.128	161	27.320	156	165	12	1:44.673	34.351	173	33.875	201	36.447	53	205
3	1:38.251	38.711	150	33.395	155	26.145	174	156	13	11:48.299	10:48.051	150	33.752	171	26.496	156	
4	1:31.131	35.224	170	30.585	200	25.322	175	203	14	1:33.154	36.463	154	31.608	186	25.083	175	163
5	1:35.044	36.405	170	32.367	164	26.272	175	180	15	1:28.689	34.116	170	29.856	202	24.717	176	203
6	1:29.448	34.692	171	29.918	202	24.838	175	202	16	1:27.911	33.913	172	29.597	201	24.401	176	207
7	1:28.595	34.090	172	29.871	203	24.634	176	205	17	1:34.506	40.383	173	29.594	202	24.529	177	207
8	1:28.542	34.061	172	29.864	202	24.617	177	207	18	1:27.711	33.779	172	29.407	204	24.525	175	208
9	1:28.067	33.985	173	29.602	204	24.480	175	206	19	1:54.037	34.098	173	31.978	201	47.961	36	207
10	1:28.158	34.020	173	29.678	202	24.460	175	204									