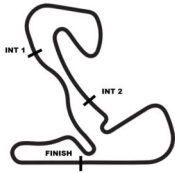


Lap Chart
Provisional

Lap/Pl.	1	2	3	4	5	6	7	8	9	10	11	12	13	14	15	16	17	18	19	20
LAP 1	92	71	69	3	14	4	36	63	11	130	7	91	94	33	31	19	25	90	SC	
LAP 2	92	71	69	3	14	4	36	63	11	130	7	91	94	33	31	19	25	90		
LAP 3	92	71	69	3	SC															
LAP 3	14	4	36	63	11	130	7	91	94	33	31	19	25	90						
LAP 4	92	71	69	3	14	4	36	63	11	130	7	91	33	31	94	19	25	90		
LAP 5	92	71	69	3	14	4	36	11	63	130	7	91	33	31	94	19	90	25		
LAP 6	92	71	69	3	14	4	36	11	63	130	7	33	31	91	94	19	90	25		
LAP 7	92	71	69	3	14	4	36	11	63	130	33	7	31	91	94	19	90	25		
LAP 8	92	71	69	3	14	4	36	11	63	33	130	31	7	91	94	19	90	25		
LAP 9	92	71	69	3	14	4	36	11	63	33	130	31	7	91	94	90	19	25		
LAP 10	92	71	69	3	14	4	36	11	63	130	33	31	7	91	94	90	19	25		
LAP 11	92	71	69	3	14	4	11	36	63	130	33	31	91	94	7	19	25	SC		
LAP 12	92	71	69	3	14	4	11	36	63	130	33	31	91	94	7	19	25			
LAP 13	92	71	69	3	14	SC														
LAP 13	4	11	36	63	130	33	31	91	94	7	19	25	.63							
LAP 14	92	71	69	3	11	36	33	.14	130	31	.4	19	.91	.94	.7	.63	.25			
LAP 15	92	71	69	11	36	.3	33	130	31	19	4	91	7	25	14	94				
LAP 16	92	71	11	36	.69	33	130	19	.31	3	4	91	7	25	94	14				
LAP 17	71	11	.92	36	.33	19	.130	69	3	4	31	91	7	25	94	14				
LAP 18	71	11	.36	19	92	3	69	4	33	130	91	31	7	25	94	14				
LAP 19	11	.71	.19	92	3	69	4	36	33	130	91	31	7	25	94	14				
LAP 20	.11	92	3	69	4	71	36	33	130	91	31	7	19	25	94	14				
LAP 21	11	92	3	69	4	71	36	33	130	91	31	7	19	25	94	14				
LAP 22	11	92	3	69	4	71	36	33	130	91	31	7	19	25	94	14				
LAP 23	11	92	3	69	4	71	36	33	130	91	31	19	7	25	94	14				
LAP 24	11	92	3	69	4	71	36	33	130	91	31	19	7	25	94	14				
LAP 25	11	92	3	69	4	71	36	33	130	91	31	19	7	25	94	14				
LAP 26	11	92	3	69	4	71	36	33	130	91	31	19	7	25	94	14				
LAP 27	11	92	3	69	4	71	36	33	130	91	31	19	7	25	94	14				
LAP 28	11	92	3	69	4	71	36	33	130	91	31	19	7	25	94	14				
LAP 29	11	92	3	69	4	71	36	33	130	91	31	19	7	94	25	14				
LAP 30	11	92	3	69	4	71	36	33	130	91	31	19	7	94	25	14				
LAP 31	11	92	3	69	4	71	36	33	130	91	31	19	7	94	25	14				
LAP 32	11	92	3	69	4	71	36	33	130	91	31	19	7	94	25	14				
LAP 33	11	92	3	69	4	71	36	33	130	91	31	19	7	94	25	14				





Lap Chart Provisional

Lap/Pl.	1	2	3	4	5	6	7	8	9	10	11	12	13	14	15	16	17	18	19	20
LAP 34	11	92	3	69	4	71	36	33	130	31	91	19	7	94	25	14				
LAP 35	11	92	3	69	4	71	36	33	130	91	31	19	7	94	25	14				
LAP 36	11	92	3	69	4	71	36	33	130	31	91	19	7	94	25	14				
LAP 37	11	92	3	69	4	36	33	31	71	130	91	19	7	94	25	14				
LAP 38	11	92	3	69	4	36	33	31	71	91	7	19	130	94	25	14				

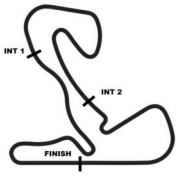
. - PIT STOP

' - LAP BEHIND



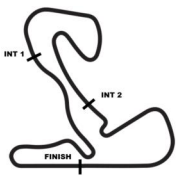
Top speed list Provisional

#	Name (NAT)	Team	Car name	Speed	Lap	Race tin
31	Sheldon van der Linde	Schubert Motorsport (DEU)	BMW M4 GT3	256.0	29	47:15.3
63	Christian Engelhart	Lamborghini Team TGI by GRT (AUT)	Lamborghini Huracan GT3 EVO 2	255.4	11	16:19.3
71	Maximilian Paul	Paul Motorsport (DEU)	Lamborghini Huracan GT3 EVO 2	254.8	33	53:36.2
19	Luca Engstler	Lamborghini Team Liqui Moly by GRT (A	Lamborghini Huracan GT3 EVO 2	253.6	28	40:55.6
91	Thomas Preining	Manthey EMA (DEU)	Porsche 911 GT3 R 992	253.6	28	45:39.6
36	Arjun Maini	Mercedes-AMG Team HRT (DEU)	Mercedes-AMG GT3	253.0	30	48:49.3
28	Ben Dörr	Dörr Motorsport (DEU)	McLaren 720S GT3 Evo	253.0	34	55:18.1
90	Ayhancan Güven	Manthey EMA (DEU)	Porsche 911 GT3 R 992	252.4	7	10:01.0
65	Thierry Vermeulen	EMIL FREY RACING (CHE)	Ferrari 296 GT3	252.4	20	32:51.2
130	Maro Engel	Mercedes-AMG Team WINWARD (DEU)	Mercedes-AMG GT3	251.2	5	6:44.5
94	Nicki Thiim	SSR Performance (DEU)	Lamborghini Huracan GT3 EVO 2	251.2	21	34:38.0
7	Ricardo Feller	ABT Sportsline (DEU)	Audi R8 LMS GT3 EVO II	251.2	27	44:06.4
92	Mirko Bortolotti	SSR Performance (DEU)	Lamborghini Huracan GT3 EVO 2	250.6	17	27:20.7
3	Kelvin van der Linde	ABT Sportsline (DEU)	Audi R8 LMS GT3 EVO II	250.6	31	50:22.6
33	Rene Rast	Schubert Motorsport (DEU)	BMW M4 GT3	250.0	23	37:41.2
11	Marco Wittmann	Schubert Motorsport (DEU)	BMW M4 GT3	248.9	29	47:09.1
14	Jack Aitken	EMIL FREY RACING (CHE)	Ferrari 296 GT3	248.3	9	13:04.3
4	Luca Stolz	Mercedes-AMG Team HRT (DEU)	Mercedes-AMG GT3	246.6	28	45:36.7
88	Clemens Schmid	Dörr Motorsport (DEU)	McLaren 720S GT3 Evo	196.8	1	7.05
22	Lucas Auer	Mercedes-AMG Team MANN-FILTER (DE	Mercedes-AMG GT3	196.1	1	6.44



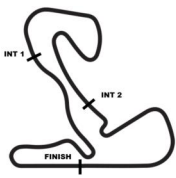
Pit Stops Provisional

Nr.	Driver	Man.	Nat.	Day time in	Time in	Lap in	Day time out	Time out	Stop Time	Reason	Net Time
14	Jack Aitken			17:09:48.521	24:11.758	14	17:10:25.836	24:49.073	7.9		37.315
4	Luca Stolz			17:09:49.555	24:12.792	14	17:10:21.711	24:44.948	7.7		32.156
91	Thomas Preining			17:09:52.635	24:15.872	14	17:10:24.883	24:48.120	8.3		32.248
94	Nicki Thiim			17:09:53.324	24:16.561	14	17:10:31.177	24:54.414	14.8		37.853
7	Ricardo Feller			17:09:54.073	24:17.310	14	17:10:27.246	24:50.483	7.7		33.173
63	Christian Engelhart			17:09:55.844	24:19.081	14	17:10:37.097	25:00.334	11.5		41.253
25	Ben Dörr			17:09:56.578	24:19.815	14	17:10:30.090	24:53.327	10.4		33.512
3	Kelvin van der Linde			17:11:23.500	25:46.737	15	17:11:53.770	26:17.007	7.5		30.270
63	Christian Engelhart			17:12:53.555	27:16.792	15				Technical	
69	Thierry Vermeulen			17:12:58.679	27:21.916	16	17:13:29.524	27:52.761	7.0		30.845
31	Sheldon van der Linde			17:13:05.354	27:28.591	16	17:13:35.419	27:58.656	7.1		30.065
92	Mirko Bortolotti			17:14:30.656	28:53.893	17	17:15:01.423	29:24.660	7.5		30.767
33	Rene Rast			17:14:38.303	29:01.540	17	17:15:07.549	29:30.786	6.8		29.246
130	Maro Engel			17:14:41.017	29:04.254	17	17:15:10.145	29:33.382	6.8		29.128
36	Arjun Maini			17:16:11.553	30:34.790	18	17:16:40.979	31:04.216	7.0		29.426
71	Maximilian Paul			17:17:43.142	32:06.379	19	17:18:14.911	32:38.148	9.3		31.769
19	Luca Engstler			17:17:53.033	32:16.270	19	17:18:24.724	32:47.961	9.2		31.691
11	Marco Wittmann			17:19:19.516	33:42.753	20	17:19:49.623	34:12.860	7.3		30.107



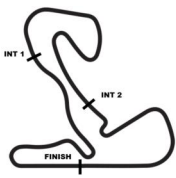
Sector List

Lap Id	Time	SE1	SP1	SE2	SP2	SE3	SP3	TSP	Lap Id	Time	SE1	SP1	SE2	SP2	SE3	SP3	TSP						
3		Kelvin van der Linde								ABT Sportsline							theoretical best time: 1:34.824						
1	0	1:44.254	37.539	223	36.048	193	30.667	241	197	20	0	1:35.092	32.097	228	34.379	208	28.616	243	246				
2	0	2:55.411	57.434	94	1:03.812	86	54.165	39	215	21	0	1:35.012	32.019	229	34.219	208	28.774	243	247				
3	0	12:56.244	11:17.500	126	53.083	151	45.661	240	65	22	0	1:35.929	32.152	224	34.798	207	28.979	245	246				
4	0	1:36.842	32.928	227	34.799	208	29.115	242	223	23	0	1:36.026	32.315	223	34.807	208	28.904	245	235				
5	0	1:35.328	32.283	228	34.303	208	28.742	243	244	24	0	1:35.899	32.360	228	34.630	209	28.909	245	238				
6	0	1:35.284	32.298	228	34.264	207	28.722	242	244	25	0	1:35.922	32.355	230	34.668	209	28.899	244	235				
7	0	1:35.656	32.293	228	34.435	208	28.928	242	244	26	0	1:35.724	32.337	229	34.546	208	28.841	245	247				
8	0	1:35.604	32.371	227	34.456	207	28.777	243	246	27	0	1:35.628	32.179	230	34.634	209	28.815	245	244				
9	0	1:35.622	32.275	228	34.553	207	28.794	243	245	28	0	1:35.505	32.167	230	34.592	209	28.746	244	246				
10	0	1:35.646	32.302	228	34.537	208	28.807	243	242	29	0	1:35.629	32.128	229	34.624	209	28.877	243	247				
11	0	1:37.159	32.303	227	34.677	207	30.179	241	246	30	0	1:35.806	32.211	229	34.724	209	28.871	243	246				
12	0	2:16.609	43.951	126	50.904	128	41.754	175	208	31	0	1:35.606	32.271	230	34.562	209	28.773	244	250				
13	0	2:27.295	49.530	136	56.451	60	41.314	242	141	32	0	1:35.826	32.276	229	34.748	209	28.802	244	244				
14	0	1:36.352	32.505	227	34.935	207	28.912	243	240	33	0	1:35.991	32.184	229	34.893	208	28.914	244	246				
15	0	1:39.489	32.316	228	34.663	207	32.510		244	34	0	1:36.421	32.298	230	35.164	208	28.959	246	247				
16	0	2:11.913	1:06.669	212	35.889	202	29.355	239		35	0	1:37.706	32.505	226	35.920	207	29.281	246	242				
17	0	1:35.419	32.510	227	34.211	208	28.698	244	239	36	0	1:37.872	32.538	226	36.002	209	29.332	245	241				
18	0	1:36.306	32.820	194	34.822	207	28.664	242	238	37	0	1:37.816	32.796	223	35.658	208	29.362	246	242				
19	0	1:34.984	32.168	228	34.222	208	28.594	243	245	38	0	1:38.250	33.090	224	35.628	209	29.532	245	233				
4		Luca Stolz								Mercedes-AMG Team HRT							theoretical best time: 1:34.609						
1	0	1:47.572	38.118	210	38.321	184	31.133	230	196	20	0	1:35.318	32.067	230	34.042	209	29.209	244	246				
2	0	2:57.048	57.814	104	1:02.844	65	56.390	34	209	21	0	1:34.674	32.132	230	33.960	208	28.582	244	239				
3	0	12:52.089	11:14.922	125	53.109	119	44.058	243	66	22	0	1:35.212	32.115	230	34.333	208	28.764	245	244				
4	0	1:37.030	33.283	227	34.606	208	29.141	242	207	23	0	1:35.896	32.275	230	34.551	209	29.070	245	238				
5	0	1:35.774	32.546	228	34.266	209	28.962	244	231	24	0	1:35.818	32.373	229	34.552	209	28.893	245	238				
6	0	1:35.574	32.526	228	34.270	208	28.778	242	239	25	0	1:35.899	32.392	230	34.556	210	28.951	245	236				
7	0	1:35.454	32.380	227	34.230	208	28.844	242	241	26	0	1:35.940	32.330	230	34.655	210	28.955	245	236				
8	0	1:35.498	32.353	228	34.351	208	28.794	243	243	27	0	1:35.703	32.375	229	34.567	209	28.761	246	240				
9	0	1:35.645	32.329	229	34.560	207	28.756	243	246	28	0	1:35.781	32.224	230	34.789	209	28.768	244	246				
10	0	1:35.786	32.423	229	34.484	207	28.879	243	237	29	0	1:35.513	32.281	230	34.418	209	28.814	245	242				
11	0	1:40.749	32.512	228	34.620	195	33.617	230	243	30	0	1:35.850	32.301	230	34.660	209	28.889	244	244				
12	0	2:13.722	40.463	105	51.033	141	42.226	161	215	31	0	1:35.836	32.372	229	34.633	209	28.831	244	243				
13	0	2:26.334	49.788	121	55.656	57	40.890	242	170	32	0	1:35.753	32.244	230	34.708	209	28.801	244	241				
14	0	1:40.583	32.772	227	34.848	206	32.963		230	33	0	1:36.778	33.199	229	34.811	204	28.768	244	244				
15	0	2:12.547	1:07.411	211	35.698	202	29.438	240		34	0	1:35.889	32.254	231	34.751	208	28.884	244	242				
16	0	1:35.367	32.454	228	34.180	207	28.733	242	233	35	0	1:37.572	32.372	230	36.143	207	29.057	244	238				
17	0	1:35.206	32.485	228	34.113	208	28.608	242	243	36	0	1:37.074	32.466	229	35.136	208	29.472	245	239				
18	0	1:35.928	32.622	228	34.599	208	28.707	244	243	37	0	1:37.880	32.786	228	35.769	208	29.325	245	232				
19	0	1:35.309	32.145	229	34.090	208	29.074	243	238	38	0	1:38.104	32.937	229	35.737	210	29.430	246	233				



Sector List

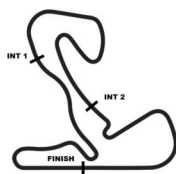
Lap Id	Time	SE1	SP1	SE2	SP2	SE3	SP3	TSP	Lap Id	Time	SE1	SP1	SE2	SP2	SE3	SP3	TSP						
7	+	Ricardo Feller								ABT Sportsline							theoretical best time: 1:34.496						
1	0	1:52.546	39.722	206	41.486	129	31.338	238	193	20	0	1:36.044	32.226	213	35.053	209	28.765	245	242				
2	0	3:06.983	1:02.543	78	1:04.746	79	59.694	50	212	21	0	1:34.793	32.018	230	34.155	208	28.620	247	245				
3	0	12:38.970	11:05.006	162	52.103	149	41.861	243	100	22	0	1:35.625	32.002	232	34.633	209	28.990	243	240				
4	0	1:37.345	32.888	228	35.295	207	29.162	244	224	23	0	1:37.436	34.278	225	34.579	208	28.579	245	200				
5	0	1:36.611	32.359	228	34.847	210	29.405	244	247	24	0	1:35.183	32.005	230	34.504	208	28.674	244	246				
6	0	1:35.923	32.280	230	34.763	208	28.880	244	243	25	0	1:34.965	31.992	230	34.367	208	28.606	244	249				
7	0	1:36.226	32.598	230	34.644	207	28.984	244	227	26	0	1:35.006	32.018	231	34.290	209	28.698	246	246				
8	0	1:36.559	33.082	230	34.650	207	28.827	244	238	27	0	1:35.400	32.131	231	34.701	208	28.568	247	251				
9	0	1:36.108	32.292	230	34.939	208	28.877	244	243	28	0	1:35.401	32.092	232	34.587	208	28.722	245	250				
10	0	1:36.414	32.387	231	35.082	208	28.945	245	242	29	0	1:35.442	31.951	232	34.762	209	28.729	247	243				
11	0	1:45.017	33.066	230	37.678	135	34.273	194	246	30	0	1:35.763	32.265	232	34.738	210	28.760	247	237				
12	0	2:10.933	36.950	149	53.766	124	40.217	108	204	31	0	1:35.818	32.119	232	34.915	208	28.784	246	248				
13	0	2:22.662	48.798	122	57.000	44	36.864	242	131	32	0	1:35.924	32.378	231	34.670	209	28.876	246	245				
14	0	1:41.058	32.455	229	35.155	208	33.448		242	33	0	1:36.182	32.077	232	35.179	210	28.926	246	248				
15	0	2:15.348	1:09.789	205	36.010	206	29.549	241		34	0	1:36.049	32.087	232	34.950	210	29.012	246	240				
16	0	1:35.485	32.460	229	34.345	207	28.680	242	241	35	0	1:37.383	32.438	225	35.908	207	29.037	247	243				
17	0	1:34.676	32.041	229	34.089	208	28.546	243	246	36	0	1:36.652	32.408	232	35.203	209	29.041	246	245				
18	0	1:34.631	32.086	230	34.002	208	28.543	243	246	37	0	1:37.373	32.169	233	35.489	208	29.715	251	247				
19	0	1:34.811	32.106	229	34.145	209	28.560	246	246	38	0	1:37.506	32.812	232	35.580	209	29.114	247	228				
11	+	Marco Wittmann								Schubert Motorsport							theoretical best time: 1:34.650						
1	0	1:51.103	39.017	209	40.656	147	31.430	241	203	20	0	1:38.704	31.961	235	34.547	210	32.196		245				
2	0	3:02.547	1:00.335	90	1:01.684	66	1:00.528	42	233	21	0	2:11.299	1:05.866	207	35.868	207	29.565	244					
3	0	12:44.159	11:08.544	144	53.080	150	42.535	246	77	22	0	1:36.501	32.763	230	34.942	208	28.796	242	233				
4	0	1:36.986	33.056	226	34.943	210	28.987	248	221	23	0	1:35.758	32.391	231	34.744	209	28.623	247	235				
5	0	1:35.508	32.412	234	34.476	210	28.620	248	244	24	0	1:35.830	32.160	231	35.037	208	28.633	247	242				
6	0	1:35.823	32.334	234	34.863	208	28.626	248	232	25	0	1:35.655	32.139	229	34.891	210	28.625	246	236				
7	0	1:35.604	32.134	234	34.707	209	28.763	248	241	26	0	1:35.440	32.184	228	34.763	208	28.493	247	238				
8	0	1:35.272	32.227	233	34.549	210	28.496	249	247	27	0	1:35.475	32.254	227	34.719	210	28.502	247	241				
9	0	1:35.452	32.104	234	34.634	209	28.714	249	239	28	0	1:35.296	32.092	233	34.701	210	28.503	247	243				
10	0	1:35.565	32.233	233	34.732	210	28.600	251	234	29	0	1:35.370	31.980	234	34.752	210	28.638	248	248				
11	0	1:40.537	32.162	234	34.923	185	33.452	238	244	30	0	1:35.399	32.088	234	34.738	209	28.573	247	245				
12	0	2:14.166	40.651	116	51.333	131	42.182	156	205	31	0	1:35.637	32.082	234	34.903	209	28.652	247	242				
13	0	2:25.697	49.479	118	55.980	58	40.238	247	181	32	0	1:35.781	32.209	230	34.935	209	28.637	246	238				
14	0	1:36.594	32.809	225	35.056	210	28.729	248	232	33	0	1:35.856	32.106	233	35.034	209	28.716	247	243				
15	0	1:35.002	32.007	235	34.515	209	28.480	248	242	34	0	1:35.804	32.101	233	34.942	210	28.761	248	240				
16	0	1:35.153	32.150	234	34.438	210	28.565	248	243	35	0	1:36.167	32.327	229	35.077	210	28.763	247	236				
17	0	1:34.723	31.983	234	34.378	210	28.362	247	244	36	0	1:36.822	32.390	230	35.396	209	29.036	247	235				
18	0	1:35.233	32.156	234	34.658	210	28.419	247	247	37	0	1:37.245	32.590	226	35.429	209	29.226	247	232				
19	0	1:34.956	31.910	234	34.560	210	28.486	248	248	38	0	1:37.585	32.799	224	35.509	209	29.277	234	233				



Sector List

Table with columns: Lap Id, Time, SE1, SP1, SE2, SP2, SE3, SP3, TSP, Lap Id, Time, SE1, SP1, SE2, SP2, SE3, SP3, TSP. Rows include driver information (Jack Aitken, Luca Engstler, Lucas Auer) and team names (EMIL FREY RACING, Lamborghini Team Liqui Moly by GRT, Mercedes-AMG Team MANN-FILTER) along with lap-by-lap sector times.





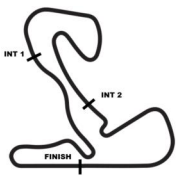
Sector List

Table header for Lap Id, Time, SE1, SP1, SE2, SP2, SE3, SP3, TSP, Lap Id, Time, SE1, SP1, SE2, SP2, SE3, SP3, TSP

Table for Ben Dörr (Dörr Motorsport) with theoretical best time: 1:34.355. Includes lap data for laps 1-19.

Table for Sheldon van der Linde (Schubert Motorsport) with theoretical best time: 1:34.699. Includes lap data for laps 1-19.

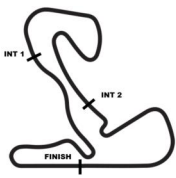




Sector List

Table with columns: Lap Id, Time, SE1, SP1, SE2, SP2, SE3, SP3, TSP, Lap Id, Time, SE1, SP1, SE2, SP2, SE3, SP3, TSP. Rows are grouped by driver: Rene Rast (Schubert Motorsport), Arjun Maini (Mercedes-AMG Team HRT), and Christian Engelhart (Lamborghini Team TGI by GRT). Includes theoretical best times and various lap data points.

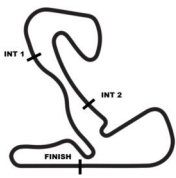




Sector List

Table with columns: Lap Id, Time, SE1, SP1, SE2, SP2, SE3, SP3, TSP, Lap Id, Time, SE1, SP1, SE2, SP2, SE3, SP3, TSP. Rows are grouped by driver: Thierry Vermeulen (69), Emil Frey Racing, Maximilian Paul (71), Paul Motorsport, Clemens Schmid (85), Dörr Motorsport, Ayhançan Güven (90), Manthey EMA.

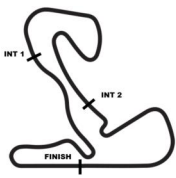




Sector List

Lap	Id	Time	SE1	SP1	SE2	SP2	SE3	SP3	TSP	Lap	Id	Time	SE1	SP1	SE2	SP2	SE3	SP3	TSP	
91			Thomas Preining								Manthey EMA							theoretical best time: 1:34.449		
1	0	1:53.408	40.037	202	42.172	159	31.199	237	187	20	0	1:36.274	32.784	213	34.651	207	28.839	244	251	
2	0	3:07.237	1:02.501	72	1:04.689	79	1:00.047	45	203	21	0	1:35.276	32.048	230	34.484	206	28.744	244	251	
3	0	12:38.177	11:04.915	181	52.001	162	41.261	242	59	22	0	1:35.099	32.056	231	34.491	208	28.552	244	250	
4	0	1:37.352	33.040	225	35.083	207	29.229	244	226	23	0	1:35.307	32.064	231	34.485	207	28.758	244	248	
5	0	1:36.768	32.487	229	34.938	204	29.343	242	248	24	0	1:35.310	32.114	230	34.615	207	28.581	245	248	
6	0	1:36.710	32.880	229	34.755	206	29.075	241	228	25	0	1:35.551	32.067	230	34.805	208	28.679	244	252	
7	0	1:37.008	32.856	227	35.094	204	29.058	238	238	26	0	1:35.487	32.072	231	34.742	207	28.673	245	252	
8	0	1:35.839	32.524	227	34.600	204	28.715	242	242	27	0	1:35.561	32.090	231	34.782	207	28.689	244	251	
9	0	1:35.251	32.195	230	34.527	207	28.529	244	246	28	0	1:35.667	32.085	230	34.849	206	28.733	244	253	
10	0	1:36.105	32.224	232	35.026	208	28.855	245	247	29	0	1:35.876	32.207	230	34.860	208	28.809	243	251	
11	0	1:40.806	32.373	229	35.912	136	32.521	207	250	30	0	1:35.455	32.158	231	34.648	207	28.649	246	248	
12	0	2:13.625	38.880	131	53.951	139	40.794	106	216	31	0	1:35.991	32.170	231	34.975	207	28.846	245	244	
13	0	2:23.052	48.123	112	57.416	47	37.513	243	145	32	0	1:35.865	32.244	231	34.886	207	28.735	244	253	
14	0	1:40.605	32.448	218	35.509	209	32.648		243	33	0	1:36.272	32.453	229	35.162	207	28.657	246	253	
15	0	2:13.803	1:08.569	208	36.063	202	29.171	241		34	0	1:36.459	32.234	232	35.286	207	28.939	243	248	
16	0	1:35.170	32.544	228	34.265	206	28.361	242	239	35	0	1:36.899	32.860	230	35.077	207	28.962	244	248	
17	0	1:35.600	32.020	228	34.075	208	29.505	243	250	36	0	1:36.884	32.315	231	35.386	207	29.183	243	248	
18	0	1:34.910	32.166	228	34.220	207	28.524	242	251	37	0	1:38.590	32.699	230	35.739	208	30.152	243	237	
19	0	1:35.301	32.013	229	34.552	206	28.736	244	251	38	0	1:37.131	32.707	231	35.421	207	29.003	244	247	
92			Mirko Bortolotti								SSR Performance							theoretical best time: 1:34.507		
1	0	1:40.842	36.292	228	34.524	203	30.026	242	202	20	0	1:35.318	32.496	215	34.340	208	28.482	245	241	
2	0	2:53.218	58.420	82	1:00.609	98	54.189	56	239	21	0	1:35.743	32.048	230	33.977	209	29.718	244	250	
3	0	13:00.927	11:21.085	129	52.131	127	47.711	238	67	22	0	1:36.682	33.036	227	34.708	208	28.938	246	239	
4	0	1:35.519	32.732	228	34.261	209	28.526	244	238	23	0	1:36.015	32.623	222	34.559	208	28.833	246	241	
5	0	1:34.795	32.154	229	34.073	209	28.568	244	250	24	0	1:35.992	32.351	230	34.638	208	29.003	244	243	
6	0	1:35.295	32.213	230	34.366	209	28.716	244	247	25	0	1:35.789	32.295	230	34.679	209	28.815	245	246	
7	0	1:36.012	32.525	229	34.501	208	28.986	243	242	26	0	1:35.725	32.366	230	34.603	208	28.756	246	246	
8	0	1:35.845	32.681	229	34.372	208	28.792	243	242	27	0	1:35.470	32.161	230	34.637	209	28.672	246	245	
9	0	1:35.590	32.505	229	34.495	207	28.590	244	246	28	0	1:35.509	32.290	230	34.588	209	28.631	246	244	
10	0	1:35.588	32.477	229	34.483	209	28.628	243	246	29	0	1:35.475	32.242	231	34.615	209	28.618	245	245	
11	0	1:35.710	32.306	229	34.422	208	28.982	244	242	30	0	1:35.871	32.500	230	34.655	209	28.716	246	243	
12	0	2:17.667	45.939	127	49.887	157	41.841	192	238	31	0	1:35.528	32.168	230	34.680	209	28.680	246	246	
13	0	2:28.590	50.351	144	56.457	56	41.782	243	118	32	0	1:35.835	32.413	230	34.756	209	28.666	244	247	
14	0	1:35.386	32.428	228	34.472	208	28.486	244	246	33	0	1:36.165	32.373	226	34.945	208	28.847	243	248	
15	0	1:35.425	32.194	229	34.661	208	28.570	244	247	34	0	1:36.662	32.579	224	35.191	208	28.892	244	243	
16	0	1:35.213	32.238	230	34.476	209	28.499	244	247	35	0	1:37.705	32.719	224	35.729	208	29.257	243	242	
17	0	1:38.340	32.119	230	34.401	209	31.820		250	36	0	1:37.906	32.746	226	35.891	207	29.269	244	244	
18	0	2:12.689	1:07.383	204	35.912	207	29.394	242		37	0	1:38.045	32.904	226	35.625	207	29.516	244	244	
19	0	1:36.608	33.412	227	34.422	209	28.774	244	231	38	0	1:38.249	32.958	226	35.711	208	29.580	244	238	





Sector List

Lap Id	Time	SE1	SP1	SE2	SP2	SE3	SP3	TSP	Lap Id	Time	SE1	SP1	SE2	SP2	SE3	SP3	TSP
--------	------	-----	-----	-----	-----	-----	-----	-----	--------	------	-----	-----	-----	-----	-----	-----	-----

94 Nicki Thiim									SSR Performance									theoretical best time: 1:34.476								
1	0	1:54.559	40.404	189	42.648	150	31.507	198	199	20	0	1:34.620	32.104	231	34.039	210	28.477	246	246							
2	0	3:11.425	1:02.720	84	1:04.326	79	1:04.379	38	201	21	0	1:35.251	32.133	231	34.239	209	28.879	245	251							
3	0	12:33.352	11:00.604	177	51.976	156	40.772	240	50	22	0	1:35.132	32.410	230	34.198	209	28.524	246	246							
4	0	1:38.020	33.567	216	35.031	204	29.422	243	232	23	0	1:34.668	32.076	231	34.162	210	28.430	246	245							
5	0	1:37.001	32.610	225	34.647	208	29.744	245	247	24	0	1:35.094	32.092	230	34.451	209	28.551	246	244							
6	0	1:36.250	32.456	226	34.686	207	29.108	244	246	25	0	1:34.939	32.132	229	34.279	210	28.528	245	246							
7	0	1:36.364	32.477	230	34.733	207	29.154	244	238	26	0	1:35.184	32.059	230	34.320	208	28.805	245	247							
8	0	1:36.005	32.544	231	34.544	207	28.917	244	238	27	0	1:35.402	32.154	230	34.512	209	28.736	245	247							
9	0	1:35.452	32.275	230	34.398	208	28.779	245	246	28	0	1:35.359	32.042	231	34.480	208	28.837	245	244							
10	0	1:35.912	32.230	230	34.552	208	29.130	245	247	29	0	1:35.312	32.127	230	34.575	210	28.610	246	243							
11	0	1:42.527	32.658	221	36.058	130	33.811	196	248	30	0	1:35.031	32.087	230	34.420	210	28.524	245	248							
12	0	2:12.244	38.147	143	53.165	120	40.932	111	186	31	0	1:35.315	32.145	232	34.597	210	28.573	247	250							
13	0	2:22.629	48.220	117	57.321	44	37.088	243	158	32	0	1:35.922	32.290	231	34.779	208	28.853	246	248							
14	0	1:40.856	32.472	224	35.220	210	33.164		243	33	0	1:36.553	33.079	226	34.813	210	28.661	246	247							
15	0	2:20.289	1:14.151	195	36.039	207	30.099	243		34	0	1:35.716	32.181	231	34.850	208	28.685	246	246							
16	0	1:36.954	33.269	225	34.864	207	28.821	244	224	35	0	1:37.317	32.290	231	35.622	209	29.405	246	242							
17	0	1:34.845	32.253	228	34.112	210	28.480	244	248	36	0	1:36.762	32.394	231	35.305	208	29.063	246	244							
18	0	1:35.073	32.172	230	34.264	209	28.637	245	244	37	0	1:37.029	32.419	230	35.069	208	29.541	246	243							
19	0	1:34.609	32.045	230	34.004	210	28.560	245	246	38	0	1:38.559	33.497	225	35.659	207	29.403	234	238							

130 Maro Engel									Mercedes-AMG Team WINWARD									theoretical best time: 1:35.012								
1	0	1:51.582	39.451	212	40.989	109	31.142	240	196	20	0	1:36.067	32.868	227	34.509	209	28.690	246	244							
2	0	3:05.587	1:00.734	80	1:02.078	67	1:02.775	51	229	21	0	1:35.353	32.200	229	34.520	208	28.633	246	236							
3	0	12:41.026	11:05.878	158	52.811	175	42.337	243	106	22	0	1:35.089	32.131	230	34.289	209	28.669	246	247							
4	0	1:37.237	33.002	226	35.072	209	29.163	245	231	23	0	1:35.151	32.090	230	34.345	210	28.716	246	247							
5	0	1:36.715	32.591	228	34.918	209	29.206	244	251	24	0	1:35.498	32.262	230	34.540	209	28.696	246	241							
6	0	1:35.666	32.343	228	34.540	208	28.783	245	246	25	0	1:35.494	32.300	229	34.525	210	28.669	246	245							
7	0	1:35.585	32.372	229	34.434	209	28.779	245	245	26	0	1:35.494	32.268	230	34.592	207	28.634	247	243							
8	0	1:36.158	32.363	229	34.493	208	29.302	244	247	27	0	1:35.561	32.222	230	34.591	210	28.748	246	244							
9	0	1:36.648	33.158	229	34.781	208	28.709	245	238	28	0	1:35.529	32.258	229	34.618	210	28.653	247	249							
10	0	1:35.710	32.388	229	34.634	208	28.688	244	236	29	0	1:35.665	32.269	230	34.741	209	28.655	247	248							
11	0	1:39.477	32.274	229	34.533	209	32.670	227	246	30	0	1:35.917	32.226	230	34.884	209	28.807	247	248							
12	0	2:14.528	39.660	115	52.558	149	42.310	126	232	31	0	1:35.892	32.295	230	34.827	209	28.770	246	249							
13	0	2:24.157	48.474	129	56.557	52	39.126	247	195	32	0	1:35.789	32.340	231	34.692	210	28.757	247	249							
14	0	1:37.948	33.117	228	35.274	209	29.557	244	244	33	0	1:36.449	32.432	230	35.052	210	28.965	246	248							
15	0	1:36.394	32.440	229	35.006	208	28.948	245	246	34	0	1:36.420	32.346	230	35.148	209	28.926	247	239							
16	0	1:36.268	32.587	229	34.805	209	28.876	245	236	35	0	1:36.678	32.443	230	35.110	210	29.125	248	244							
17	0	1:39.638	32.404	230	34.841	208	32.393		238	36	0	1:36.990	32.614	231	35.279	209	29.097	247	242							
18	0	2:09.923	1:04.960	215	35.618	208	29.345	244		37	0	1:39.063	32.659	230	35.654	211	30.750	244	243							
19	0	1:36.148	32.682	228	34.601	209	28.865	246	236	38	0	1:38.474	33.687	225	35.593	210	29.194	248	232							

