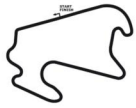


Lap Chart Provisional

Lap/Pl.	1	2	3	4	5	6	7	8	9	10	11	12	13	14	15	16	17	18	19	20	21
LAP 1	22	48	80	36	14	64	91	130	63	3	8	16	7	69	25	10	84	90	11	19	SC
LAP 2	22	48	80	36	14	64	91	130	63	3	8	16	7	69	25	10	84	90	11	19	SC
LAP 3	22	48	80	36	14	64	91	130	63	3	8	16	7	.84	69	25	10	90	11	19	
LAP 4	22	48	SC																		
LAP 4	80	36	14	64	91	130	63	3	8	16	7	69	25	10	90	11	19	84			
LAP 5	22	48	14	36	80	64	91	130	63	3	8	16	7	69	10	11	25	90	19	84	
LAP 6	22	48	14	80	36	64	91	130	63	3	7	8	16	69	10	11	19	90	25	84	
LAP 7	22	48	14	80	36	91	130	63	64	7	3	69	10	16	11	8	19	90	25	84	
LAP 8	22	48	14	80	36	130	7	91	63	3	69	10	11	19	25	90	16	8	84	64	
LAP 9	22	48	14	7	80	36	91	10	11	69	63	19	130	3	25	90	16	84	8	64	
LAP 10	22	7	48	80	10	11	14	69	19	36	25	90	63	91	130	3	84	16	8	64	
LAP 11	7	10	11	69	48	19	25	.22	90	.80	84	.14	.36	.63	.91	.130	.3	.16	.8	64	
LAP 12	7	10	11	69	19	25	90	84	.48	22	.64	80	14	36	91	3	63	130	8		
LAP 13	.7	10	11	25	90	.69	.19	84	22	80	48	14	36	91	3	63	130	8			
LAP 14	.10	.25	.90	11	84	7	69	80	19	22	48	14	36	91	3	63	130	8			
LAP 15	11	10	84	25	90	7	69	19	22	48	14	36	91	3	130	80	.63	8			
LAP 16	.11	10	25	90	.84	7	69	19	22	48	14	36	3	91	130	80	8				
LAP 17	10	25	90	7	11	69	19	22	48	14	36	3	84	91	130	80	8				
LAP 18	10	25	90	7	11	69	19	22	48	14	36	3	84	91	130	80	8				
LAP 19	10	25	90	7	11	69	19	22	48	14	36	3	84	91	130	80	8				
LAP 20	10	25	90	7	11	69	19	22	48	14	36	3	84	91	130	80	8				
LAP 21	10	25	90	7	11	69	19	22	48	14	36	3	84	91	130	80	8				
LAP 22	10	25	90	7	11	69	19	22	48	14	36	3	84	91	80	130	8				
LAP 23	10	25	90	7	11	69	19	22	48	14	36	3	84	91	80	8	.130				
LAP 24	10	25	90	7	11	69	19	22	48	14	36	3	84	91	80	8					
LAP 25	10	25	90	7	11	69	19	22	48	14	36	3	84	91	80	8					
LAP 26	10	25	90	7	11	69	19	22	48	14	36	3	84	91	80	8					
LAP 27	10	25	90	7	11	69	19	22	48	14	36	3	84	91	80	8					
LAP 28	10	25	90	7	11	69	19	22	48	14	36	3	84	80	91	8					
LAP 29	10	25	90	7	11	69	19	22	48	14	36	3	84	80	91	8					
LAP 30	10	25	90	7	11	19	69	22	48	14	36	3	84	91	80	8					
LAP 31	10	25	90	7	11	19	69	22	48	14	36	3	84	91	80	8					
LAP 32	10	25	90	7	11	19	69	22	48	14	36	3	84	91	80	8					
LAP 33	10	25	90	7	11	19	69	22	48	14	36	3	84	91	80	8					
LAP 34	10	25	90	7	11	19	69	22	48	14	36	3	84	91	80	8					



Lap Chart Provisional

Lap/Pl.	1	2	3	4	5	6	7	8	9	10	11	12	13	14	15	16	17	18	19	20	21
LAP 35	10	25	90	7	11	19	69	22	48	14	36	3	84	91	80	8					
LAP 36	10	25	90	7	11	19	69	22	48	14	36	3	84	91	80	8					
LAP 37	10	25	90	7	11	19	69	22	48	14	36	3	84	91	80	8					
LAP 38	10	25	90	7	11	19	69	22	48	14	36	3	84	91	80	8					

.- PIT STOP

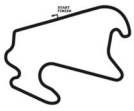
' - LAP BEHIND



SCHAEFFLER

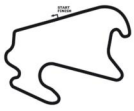
VIEROL





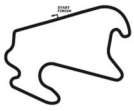
Pit Stops Provisional

Nr.	Driver	Man.	Nat.	Day time in	Time in	Lap in	Day time out	Time out	Stop Time	Reason	Net Time
84	Tom Kalender			13:45:21.787	8:22.078	3	13:46:07.193	9:07.484	11.3	Technical	45.406
22	Lucas Auer			13:57:54.916	20:55.207	11	13:58:35.879	21:36.170	6.8		40.963
80	Maro Engel			13:57:57.416	20:57.707	11	13:58:38.398	21:38.689	6.6		40.982
14	Matteo Cairoli			13:58:00.932	21:01.223	11	13:58:42.190	21:42.481	6.5		41.258
36	Arjun Maini			13:58:02.771	21:03.062	11	13:58:43.573	21:43.864	6.7		40.802
63	Mirko Bortolotti			13:58:03.088	21:03.379	11	13:58:47.058	21:47.349	9.1		43.970
91	Thomas Preining			13:58:04.133	21:04.424	11	13:58:44.853	21:45.144	6.8		40.720
130	Luca Engstler			13:58:05.172	21:05.463	11	13:58:47.514	21:47.805	7.4		42.342
3	Kelvin van der Linde			13:58:05.660	21:05.951	11	13:58:46.629	21:46.920	6.1		40.969
16	Timo Glock			13:58:06.748	21:07.039	11	13:58:48.734	21:49.025	7.2		41.986
8	Nicolas Baert			13:58:12.782	21:13.073	11	13:58:54.815	21:55.106	7.4		42.033
48	Jules Gounon			13:59:25.121	22:25.412	12	14:00:06.048	23:06.339	7.1		40.927
64	Finn Wiebelhaus			13:59:52.223	22:52.514	12					
7	Nicki Thiim			14:00:36.377	23:36.668	13	14:01:17.446	24:17.737	6.5		41.069
69	Thierry Vermeulen			14:00:43.801	23:44.092	13	14:01:24.623	24:24.914			40.822
19	Maximilian Paul			14:00:44.350	23:44.641	13	14:01:26.633	24:26.924	8.6		42.283
10	Marco Mapelli			14:02:10.802	25:11.093	14	14:02:51.165	25:51.456	6.7		40.363
25	Ben Dörr			14:02:12.537	25:12.828	14	14:02:54.266	25:54.557	7.5		41.729
90	Ricardo Feller			14:02:13.487	25:13.778	14	14:02:53.055	25:53.346	6.2		39.568
63	Mirko Bortolotti			14:05:35.591	28:35.882	15					
11	Marco Wittmann			14:06:13.006	29:13.297	16	14:06:55.009	29:55.300	7.8		42.003
84	Tom Kalender			14:06:19.042	29:19.333	16	14:06:59.905	30:00.196	7.1		40.863
130	Luca Engstler			14:16:41.553	39:41.844	23			3.0	Technical	



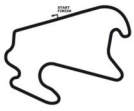
Sector List

Lap Id	Time	SE1	SP1	SE2	SP2	SE3	SP3	TSP	Lap Id	Time	SE1	SP1	SE2	SP2	SE3	SP3	TSP		
3		Kelvin van der Linde								Schubert Motorsport							theoretical best time: 1:21.290		
1	0	4:18.345	3:06.077	165	25.848	205	46.420	113	192	20	0	1:21.612	27.291	173	20.843	222	33.478	234	241
2	0	2:01.113	41.065	153	33.015	148	47.033	154	119	21	0	1:21.569	27.204	174	20.987	220	33.378	235	241
3	0	2:06.866	42.475	76	35.715	124	48.676	183	137	22	0	1:21.633	27.241	174	20.947	220	33.445	234	242
4	0	1:55.608	40.040	96	29.868	143	45.700	228	168	23	0	1:21.572	27.180	174	20.970	221	33.422	235	240
5	0	1:36.541	33.397	165	24.429	212	38.715	229	236	24	0	1:21.579	27.228	174	20.955	221	33.396	235	241
6	0	1:34.260	32.206	167	24.238	213	37.816	227	237	25	0	1:21.594	27.222	173	20.965	220	33.407	235	241
7	0	1:33.371	31.689	168	24.111	213	37.571	229	233	26	0	1:21.687	27.263	174	21.007	220	33.417	235	242
8	0	1:32.217	31.499	169	23.829	214	36.889	230	236	27	0	1:21.822	27.300	174	20.997	221	33.525	235	242
9	0	1:31.613	30.417	168	24.025	213	37.171	226	237	28	0	1:21.532	27.163	173	20.976	222	33.393	235	242
10	0	1:30.953	30.732	171	23.868	214	36.353	230	236	29	0	1:21.682	27.270	173	20.977	221	33.435	235	242
11	0	1:32.640	30.158	169	23.404	214	39.078		237	30	0	1:21.837	27.273	173	21.024	221	33.540	235	243
12	0	1:56.327	59.142	171	22.311	214	34.874	232		31	0	1:21.936	27.451	174	21.021	220	33.464	235	242
13	0	1:24.410	29.004	169	21.240	220	34.166	233	238	32	0	1:21.933	27.246	174	21.064	220	33.623	236	242
14	0	2:15.478	33.761	79	39.731	78	1:01.986	79	240	33	0	1:22.221	27.539	174	21.119	221	33.563	236	242
15	0	1:48.075	47.462	79	26.535	217	34.078	232	79	34	0	1:21.921	27.403	173	20.968	221	33.550	235	243
16	0	1:22.789	28.454	174	20.942	219	33.393	234	239	35	0	1:21.891	27.476	174	20.989	222	33.426	236	242
17	0	1:21.691	27.250	174	20.908	221	33.533	235	239	36	0	1:21.977	27.339	174	21.049	222	33.589	237	243
18	0	1:21.431	27.271	173	20.876	220	33.284	235	241	37	0	1:22.138	27.430	174	21.063	221	33.645	235	243
19	0	1:21.435	27.234	174	20.896	222	33.305	234	241	38	0	1:22.329	27.575	174	21.132	222	33.622	235	242
7		Nicki Thiim								Comtoy Racing							theoretical best time: 1:20.921		
1	0	4:21.655	3:06.022	152	29.314	194	46.319	146	168	20	0	1:21.969	27.370	178	21.077	221	33.522	235	240
2	0	2:00.594	41.469	153	32.171	151	46.954	171	144	21	0	1:21.937	27.374	178	21.117	221	33.446	236	241
3	0	2:06.638	41.857	74	36.317	136	48.464	165	145	22	0	1:21.716	27.273	178	21.087	221	33.356	235	242
4	0	1:56.087	40.698	158	28.621	148	46.768	230	166	23	0	1:21.047	27.022	178	20.764	221	33.261	235	242
5	0	1:36.972	34.712	163	24.666	215	37.594	233	236	24	0	1:21.515	27.084	177	21.143	220	33.288	236	242
6	0	1:33.886	33.244	165	23.634	219	37.008	233	239	25	0	1:21.224	26.912	178	21.034	221	33.278	235	242
7	0	1:30.048	31.006	168	23.149	219	35.893	233	238	26	0	1:21.187	27.041	179	20.853	222	33.293	236	242
8	0	1:30.691	30.975	170	23.082	220	36.634	233	238	27	0	1:21.263	27.044	178	20.960	222	33.259	236	242
9	0	1:27.530	29.203	174	23.155	219	35.172	234	239	28	0	1:21.062	26.964	178	20.782	222	33.316	236	242
10	0	1:27.665	30.331	174	22.154	220	35.180	234	239	29	0	1:21.095	27.052	178	20.798	222	33.245	236	242
11	0	1:24.220	28.933	177	21.339	220	33.948	233	240	30	0	1:21.414	27.029	178	21.079	221	33.306	236	242
12	0	1:22.874	27.744	177	21.368	220	33.762	233	239	31	0	1:21.765	27.175	178	20.998	221	33.592	236	242
13	0	1:25.450	27.420	178	20.975	222	37.055		239	32	0	1:21.477	27.144	179	20.913	222	33.420	236	242
14	0	2:37.024	58.712	170	35.975	78	1:02.337	79		33	0	1:21.294	27.038	178	20.978	222	33.278	237	242
15	0	2:04.501	47.633	78	40.163	78	36.705	234	79	34	0	1:21.416	27.207	178	20.781	222	33.428	236	242
16	0	1:23.117	27.923	177	21.418	220	33.776	234	239	35	0	1:21.540	27.178	178	20.996	221	33.366	236	242
17	0	1:22.320	27.338	178	21.323	219	33.659	235	239	36	0	1:21.583	27.248	178	20.934	222	33.401	236	242
18	0	1:22.377	27.580	177	21.198	220	33.599	235	240	37	0	1:21.612	27.186	178	20.981	222	33.445	236	242
19	0	1:22.892	27.850	178	21.344	220	33.698	235	241	38	0	1:22.707	27.457	178	21.423	220	33.827	210	242



Sector List

Lap Id	Time	SE1	SP1	SE2	SP2	SE3	SP3	TSP	Lap Id	Time	SE1	SP1	SE2	SP2	SE3	SP3	TSP		
8		Nicolas Baert								Comtoy Racing							theoretical best time: 1:20.730		
1	0	4:19.090	3:05.762	162	26.645	200	46.683	112	166	20	0	1:20.840	27.031	179	20.705	222	33.104	236	242
2	0	2:01.145	41.235	148	32.963	148	46.947	142	122	21	0	1:20.967	26.992	179	20.778	223	33.197	238	243
3	0	2:06.883	42.488	73	35.695	116	48.700	186	138	22	0	1:20.993	27.060	179	20.715	223	33.218	238	243
4	0	1:55.581	39.894	99	29.954	137	45.733	232	179	23	0	1:21.038	27.036	177	20.694	223	33.308	236	243
5	0	1:37.748	34.018	167	24.868	212	38.862	232	238	24	0	1:21.182	27.124	177	20.690	223	33.368	238	243
6	0	1:36.490	33.055	167	24.713	210	38.722	233	238	25	0	1:20.892	26.982	179	20.644	223	33.266	237	243
7	0	1:36.037	32.175	167	24.525	209	39.337	235	238	26	0	1:21.248	27.152	178	20.688	223	33.408	237	244
8	0	1:34.647	32.389	168	25.426	215	36.832	232	240	27	0	1:21.255	27.152	178	20.773	223	33.330	238	244
9	0	1:31.088	30.629	167	23.637	217	36.822	232	239	28	0	1:21.377	27.237	177	20.787	223	33.353	238	244
10	0	1:29.850	30.272	170	23.325	217	36.253	233	238	29	0	1:34.915	39.685	176	21.641	220	33.589	237	244
11	0	1:32.139	30.274	172	22.677	217	39.188		239	30	0	1:21.934	27.371	177	20.852	222	33.711	236	243
12	0	1:59.114	1:01.126	170	22.712	216	35.276	233		31	0	1:22.127	27.450	178	20.744	223	33.933	236	242
13	0	1:24.547	28.413	174	21.359	220	34.775	234	238	32	0	1:22.100	27.437	178	20.884	223	33.779	236	242
14	0	2:20.402	37.994	78	40.119	79	1:02.289	79	239	33	0	1:22.586	27.649	179	21.029	222	33.908	238	243
15	0	1:43.596	46.998	109	22.392	221	34.206	234	78	34	0	1:22.094	27.549	179	20.897	223	33.648	236	243
16	0	1:22.160	27.647	177	20.970	222	33.543	235	240	35	0	1:22.774	27.724	178	21.159	222	33.891	235	243
17	0	1:21.598	27.434	171	20.795	223	33.369	236	241	36	0	1:22.363	27.672	178	21.024	223	33.667	237	242
18	0	1:21.271	27.352	178	20.732	223	33.187	236	242	37	0	1:22.676	27.596	179	21.187	221	33.893	236	242
19	0	1:21.748	27.762	178	20.732	223	33.254	236	243	38	0	1:22.463	27.517	179	20.952	223	33.994	237	242
10		Marco Mapelli								Red Bull Team ABT							theoretical best time: 1:20.891		
1	0	4:27.497	3:08.953	157	28.604	195	49.940	175	185	20	0	1:21.682	27.232	177	21.036	220	33.414	234	240
2	0	1:58.092	38.799	138	32.631	139	46.662	153	167	21	0	1:21.490	27.235	176	20.956	219	33.299	234	239
3	0	2:06.329	40.907	90	37.121	112	48.301	122	144	22	0	1:21.322	27.120	177	20.803	219	33.399	235	240
4	0	1:54.778	40.175	124	29.088	133	45.515	232	166	23	0	1:21.468	27.218	177	20.972	219	33.278	234	242
5	0	1:38.580	35.009	164	25.224	214	38.347	233	239	24	0	1:21.399	27.330	176	20.849	219	33.220	234	239
6	0	1:34.081	33.290	165	23.858	217	36.933	234	239	25	0	1:21.068	26.969	176	20.810	220	33.289	234	240
7	0	1:31.689	30.922	171	23.946	216	36.821	234	240	26	0	1:21.033	26.958	177	20.805	220	33.270	234	240
8	0	1:28.838	30.321	172	22.989	217	35.528	234	240	27	0	1:21.027	26.868	177	20.845	219	33.314	234	240
9	0	1:27.882	29.324	174	22.685	217	35.873	232	240	28	0	1:21.106	26.894	177	20.990	220	33.222	234	240
10	0	1:26.911	29.161	175	22.262	216	35.488	233	239	29	0	1:21.402	27.145	176	20.936	219	33.321	234	240
11	0	1:26.025	29.247	175	22.047	218	34.731	233	240	30	0	1:21.402	26.930	177	20.910	219	33.562	235	240
12	0	1:23.924	28.250	176	21.638	218	34.036	233	238	31	0	1:21.255	27.036	177	20.913	218	33.306	234	240
13	0	1:23.420	28.026	176	21.490	218	33.904	233	239	32	0	1:21.296	27.052	177	20.871	219	33.373	235	239
14	0	1:30.625	27.602	176	21.255	219	41.768		239	33	0	1:21.495	27.123	176	20.923	219	33.449	234	240
15	0	2:39.500	1:05.513	78	40.491	78	53.496	211		34	0	1:21.870	27.244	175	21.144	219	33.482	234	240
16	0	1:26.330	29.708	173	22.333	215	34.289	233	223	35	0	1:21.583	27.035	177	20.914	219	33.634	234	240
17	0	1:23.764	27.838	176	21.950	217	33.976	233	238	36	0	1:21.735	27.076	177	21.144	218	33.515	234	240
18	0	1:22.163	27.501	176	20.975	219	33.687	234	239	37	0	1:21.849	27.209	176	21.133	219	33.507	235	240
19	0	1:21.639	27.318	177	20.944	217	33.377	234	240	38	0	1:22.516	27.466	177	21.220	219	33.830	232	240



DTM Round 3 Dekra Lausitzring

DTM
Race 1

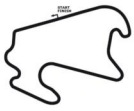
20 June 2026 13:35



Sector List

Lap	Id	Time	SE1	SP1	SE2	SP2	SE3	SP3	TSP	Lap	Id	Time	SE1	SP1	SE2	SP2	SE3	SP3	TSP	
11		Marco Wittmann								Schubert Motorsport	theoretical best time: 1:20.939									
1	0	4:29.318	3:09.635	151	28.693	194	50.990	190	192	20	0	1:21.309	27.044	176	20.856	220	33.409	233	239	
2	0	1:57.993	38.926	126	33.082	145	45.985	137	169	21	0	1:21.211	27.075	175	20.844	219	33.292	235	239	
3	0	2:05.790	41.523	83	36.764	132	47.503	149	131	22	0	1:21.189	27.004	176	20.839	218	33.346	234	240	
4	0	1:54.384	40.584	97	29.021	168	44.779	230	141	23	0	1:21.081	26.968	175	20.755	219	33.358	234	240	
5	0	1:39.258	35.034	162	25.193	214	39.031	231	237	24	0	1:21.320	27.086	174	20.786	220	33.448	235	240	
6	0	1:33.909	33.119	165	23.875	216	36.915	232	237	25	0	1:21.115	27.070	175	20.750	220	33.295	235	241	
7	0	1:32.121	31.100	168	23.261	217	37.760	232	238	26	0	1:21.149	27.019	175	20.782	221	33.348	235	241	
8	0	1:27.883	30.061	171	22.726	217	35.096	234	237	27	0	1:21.072	26.955	175	20.736	221	33.381	236	242	
9	0	1:27.699	28.957	174	22.504	220	36.238	231	240	28	0	1:21.145	26.911	176	20.797	221	33.437	235	241	
10	0	1:26.930	29.439	174	21.968	217	35.523	234	238	29	0	1:21.157	26.961	175	20.866	220	33.330	235	241	
11	0	1:25.969	28.817	174	22.144	218	35.008	233	240	30	0	1:21.514	27.157	175	20.918	219	33.439	235	241	
12	0	1:23.730	28.044	174	21.630	218	34.056	234	239	31	0	1:21.447	27.088	175	20.923	219	33.436	235	240	
13	0	1:23.463	27.923	175	21.502	218	34.038	235	240	32	0	1:21.461	27.108	175	20.928	220	33.425	235	241	
14	0	1:38.971	27.520	176	21.245	218	50.206	80	241	33	0	1:21.355	27.030	175	20.948	221	33.377	235	241	
15	0	2:26.544	47.045	79	39.826	79	59.673	152	79	34	0	1:21.529	27.159	175	20.902	220	33.468	235	242	
16	0	1:26.894	29.153	174	21.278	217	36.463		183	35	0	1:21.405	27.065	175	20.945	220	33.395	235	241	
17	0	1:55.952	59.489	170	22.107	215	34.356	233		36	0	1:21.621	27.090	175	21.005	219	33.526	235	241	
18	0	1:22.665	27.867	175	21.217	218	33.581	234	239	37	0	1:21.675	27.181	175	20.979	220	33.515	235	240	
19	0	1:21.573	27.253	176	20.933	219	33.387	233	240	38	0	1:21.877	27.249	174	20.997	220	33.631	232	240	
14		Matteo Cairoli								EMIL FREY RACING	theoretical best time: 1:21.274									
1	0	4:14.149	3:03.955	164	25.700	204	44.494	140	181	20	0	1:21.787	27.303	176	21.095	220	33.389	235	242	
2	0	2:00.617	38.638	97	34.618	148	47.361	146	159	21	0	1:21.467	27.132	177	21.108	219	33.227	236	243	
3	0	2:06.591	42.943	83	35.511	152	48.137	207	160	22	0	1:21.450	27.090	177	21.083	220	33.277	237	243	
4	0	1:57.047	40.899	106	29.840	148	46.308	228	180	23	0	1:21.639	27.199	177	21.115	220	33.325	237	243	
5	0	1:35.730	33.194	168	24.179	213	38.357	229	234	24	0	1:21.509	27.103	177	21.082	220	33.324	237	244	
6	0	1:34.589	32.779	167	23.897	214	37.913	227	235	25	0	1:21.503	27.011	177	21.111	220	33.381	236	244	
7	0	1:32.580	31.855	170	23.493	214	37.232	229	234	26	0	1:21.743	27.297	176	21.128	220	33.318	236	243	
8	0	1:32.031	31.439	169	23.502	214	37.090	229	235	27	0	1:21.496	26.995	177	21.114	219	33.387	236	243	
9	0	1:30.614	30.715	171	23.033	214	36.866	230	236	28	0	1:21.764	27.114	177	21.083	221	33.567	237	243	
10	0	1:31.467	30.407	170	23.426	214	37.634	231	237	29	0	1:21.690	27.180	176	21.161	219	33.349	236	244	
11	0	1:33.411	30.304	172	23.243	211	39.864		238	30	0	1:21.767	27.046	176	21.190	220	33.531	236	243	
12	0	1:57.841	1:00.042	168	22.916	214	34.883	232		31	0	1:21.855	27.275	176	21.176	220	33.404	236	243	
13	0	1:23.920	28.532	176	21.434	219	33.954	234	238	32	0	1:22.129	27.185	177	21.298	220	33.646	236	243	
14	0	2:13.467	32.011	79	39.889	79	1:01.567	79	240	33	0	1:22.272	27.684	176	21.168	221	33.420	237	243	
15	0	1:50.319	47.098	79	29.234	213	33.987	235	79	34	0	1:21.776	27.133	177	21.160	220	33.483	236	243	
16	0	1:22.831	27.888	176	21.422	219	33.521	236	241	35	0	1:21.867	27.298	177	21.177	220	33.392	236	243	
17	0	1:22.946	28.050	175	21.480	221	33.416	237	243	36	0	1:22.017	27.276	177	21.179	220	33.562	237	243	
18	0	1:21.914	27.379	177	21.072	220	33.463	236	244	37	0	1:22.265	27.256	177	21.339	221	33.670	236	244	
19	0	1:21.794	27.480	177	21.052	219	33.262	235	242	38	0	1:22.091	27.358	177	21.142	222	33.591	238	243	
16		Timo Glock								Doerr Motorsport	theoretical best time: 1:28.346									
1	0	4:19.673	3:08.032	164	26.706	202	44.935	123	195	7	0	1:35.676	32.876	167	24.561	214	38.239	230	238	
2	0	2:02.108	41.347	161	33.186	126	47.575	145	112	8	0	1:33.083	31.478	169	23.934	213	37.671	232	237	
3	0	2:06.365	41.621	73	35.617	125	49.127	169	148	9	0	1:28.863	29.761	171	23.019	213	36.083	231	239	
4	0	1:55.228	39.753	123	29.620	147	45.855	229	170	10	0	1:28.915	29.828	171	22.956	216	36.131	231	237	
5	0	1:37.223	34.661	165	24.223	214	38.339	232	236	11	0	1:31.048	29.503	172	22.760	213	38.785		237	
6	0	1:36.500	34.315	163	24.913	214	37.272	233	238	12			1:00.738	169	24.656	113				

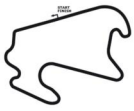




Sector List

Table with columns: Lap Id, Time, SE1, SP1, SE2, SP2, SE3, SP3, TSP, Lap Id, Time, SE1, SP1, SE2, SP2, SE3, SP3, TSP. It lists performance data for two drivers: Maximilian Paul (TGI Team by GRT) and Lucas Auer (Mercedes-AMG Team Landgraf) across 19 laps.





DTM Round 3 Dekra Lausitzring

DTM
Race 1

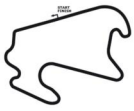
20 June 2026 13:35



Sector List

Lap Id	Time	SE1	SP1	SE2	SP2	SE3	SP3	TSP	Lap Id	Time	SE1	SP1	SE2	SP2	SE3	SP3	TSP						
25		Ben Dörr								Doerr Motorsport							theoretical best time: 1:21.110						
1	0	4:26.673	3:08.314	147	28.802	189	49.557	171	178	20	0	1:21.363	27.133	177	20.824	222	33.406	237	243				
2	0	1:57.562	39.268	147	31.648	147	46.646	164	164	21	0	1:21.523	27.238	177	20.961	220	33.324	238	243				
3	0	2:07.136	41.781	88	36.713	119	48.642	132	121	22	0	1:21.547	27.177	177	20.817	221	33.553	238	244				
4	0	1:55.142	40.063	138	29.223	140	45.856	229	168	23	0	1:21.515	27.191	178	20.989	220	33.335	237	244				
5	0	1:41.296	36.026	160	25.379	207	39.891	232	237	24	0	1:21.382	27.152	177	20.869	221	33.361	237	243				
6	0	1:36.318	34.216	165	24.766	218	37.336	234	240	25	0	1:21.244	27.159	177	20.808	221	33.277	238	243				
7	0	1:31.293	31.415	168	23.511	218	36.367	235	241	26	0	1:21.421	27.310	177	20.823	221	33.288	238	243				
8	0	1:29.320	30.138	173	23.289	220	35.893	235	243	27	0	1:21.616	27.439	178	20.917	220	33.260	238	244				
9	0	1:25.340	28.750	173	21.993	217	34.597	239	242	28	0	1:21.560	27.042	178	21.096	220	33.422	237	244				
10	0	1:26.937	29.359	169	23.337	219	34.241	239	246	29	0	1:21.536	27.192	177	21.043	220	33.301	237	243				
11	0	1:25.534	29.476	176	22.170	220	33.888	237	246	30	0	1:21.448	27.182	177	20.862	220	33.404	238	243				
12	0	1:24.297	28.691	176	21.838	221	33.768	236	244	31	0	1:21.581	27.157	177	20.981	219	33.443	237	243				
13	0	1:22.832	27.760	177	21.279	221	33.793	236	242	32	0	1:21.733	27.201	177	20.952	220	33.580	238	243				
14	0	1:30.815	27.643	176	21.065	220	42.107		242	33	0	1:21.556	27.162	177	20.991	220	33.403	238	243				
15	0	2:39.094	1:06.698	79	40.143	79	52.253	214		34	0	1:21.533	27.185	178	20.944	220	33.404	238	243				
16	0	1:25.588	29.445	174	21.823	218	34.320	234	224	35	0	1:21.502	27.076	178	20.950	220	33.476	238	244				
17	0	1:23.715	28.037	175	21.535	218	34.143	233	240	36	0	1:21.796	27.272	178	21.012	220	33.512	238	243				
18	0	1:22.483	27.737	176	21.082	219	33.664	236	240	37	0	1:21.704	27.254	177	20.927	220	33.523	238	243				
19	0	1:21.377	27.239	177	20.852	220	33.286	237	243	38	0	1:21.617	27.166	178	21.018	219	33.433	234	243				
29		Bastian Buus								Land Motorsport							theoretical best time:						
1		3:06.710	160						191														
36		Arjun Maini								HRT Ford Racing							theoretical best time: 1:21.322						
1	0	4:13.347	3:02.764	168	26.114	204	44.469	132	179	20	0	1:21.755	27.208	179	21.183	220	33.364	240	247				
2	0	2:00.835	38.968	98	34.322	141	47.545	174	153	21	0	1:21.686	27.405	179	21.087	222	33.194	241	248				
3	0	2:06.490	42.935	87	35.302	137	48.253	212	156	22	0	1:21.380	27.128	179	21.051	223	33.201	240	248				
4	0	1:57.333	40.960	107	29.697	143	46.676	231	163	23	0	1:21.484	27.132	180	21.088	223	33.264	241	248				
5	0	1:36.484	33.576	170	24.696	217	38.212	233	238	24	0	1:21.488	27.178	179	21.041	223	33.269	242	249				
6	0	1:35.347	33.039	169	24.512	215	37.796	232	239	25	0	1:21.517	27.222	179	21.100	222	33.195	241	250				
7	0	1:33.748	32.016	173	24.293	215	37.439	232	239	26	0	1:21.947	27.349	179	21.222	222	33.376	240	248				
8	0	1:31.744	31.027	172	23.773	215	36.944	232	240	27	0	1:21.649	27.181	179	21.088	222	33.380	240	248				
9	0	1:30.909	30.456	168	23.905	217	36.548	234	239	28	0	1:21.734	27.214	179	21.072	222	33.448	240	247				
10	0	1:30.648	30.157	174	23.406	214	37.085	236	242	29	0	1:21.567	27.221	179	21.113	221	33.233	241	248				
11	0	1:33.776	31.119	173	23.615	216	39.042		244	30	0	1:21.797	27.171	178	21.236	223	33.390	241	248				
12	0	1:57.618	59.510	173	23.212	217	34.896	236		31	0	1:21.718	27.224	179	21.219	221	33.275	241	248				
13	0	1:23.552	28.310	178	21.348	222	33.894	238	242	32	0	1:21.892	27.255	180	21.234	223	33.403	242	248				
14	0	2:14.172	32.831	79	39.764	79	1:01.577	80	245	33	0	1:22.427	28.083	178	21.064	223	33.280	241	250				
15	0	1:49.376	47.132	79	28.268	217	33.976	236	79	34	0	1:21.752	27.274	179	21.208	220	33.270	241	248				
16	0	1:22.395	27.639	178	21.201	222	33.555	239	243	35	0	1:22.056	27.391	179	21.206	222	33.459	240	249				
17	0	1:22.736	27.792	178	21.610	223	33.334	241	246	36	0	1:21.987	27.267	179	21.264	221	33.456	240	248				
18	0	1:21.822	27.535	179	21.134	223	33.153	240	248	37	0	1:22.188	27.304	179	21.468	221	33.416	241	248				
19	0	1:21.965	27.596	180	21.096	222	33.273	240	248	38	0	1:22.040	27.402	179	21.158	223	33.480	239	248				

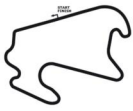




Sector List

Lap Id	Time	SE1	SP1	SE2	SP2	SE3	SP3	TSP	Lap Id	Time	SE1	SP1	SE2	SP2	SE3	SP3	TSP		
48		Jules Gounon								Mercedes-AMG Team MANN-FILTER							theoretical best time: 1:21.138		
1	0	4:11.573	3:02.590	169	25.228	207	43.755	164	180	20	0	1:21.825	27.344	177	21.016	221	33.465	235	243
2	0	2:00.959	39.032	111	33.716	144	48.211	207	170	21	0	1:21.477	27.197	178	21.019	220	33.261	236	243
3	0	2:06.597	42.640	112	34.609	161	49.348	151	151	22	0	1:21.310	27.184	177	20.908	220	33.218	237	243
4	0	1:57.711	40.205	138	30.577	139	46.929	228	181	23	0	1:21.949	27.788	178	20.874	220	33.287	237	244
5	0	1:35.170	33.321	169	23.702	214	38.147	227	235	24	0	1:21.432	27.182	178	20.896	221	33.354	238	244
6	0	1:34.913	33.014	166	23.864	214	38.035	226	233	25	0	1:21.606	27.148	177	21.145	219	33.313	237	244
7	0	1:32.885	31.950	168	23.629	213	37.306	227	233	26	0	1:21.431	27.221	178	20.896	221	33.314	237	244
8	0	1:31.711	31.357	167	23.529	214	36.825	228	234	27	0	1:21.206	27.058	178	20.898	220	33.250	237	244
9	0	1:30.634	31.151	169	22.904	214	36.579	229	235	28	0	1:21.447	27.195	177	21.046	219	33.206	238	244
10	0	1:29.861	30.576	171	22.973	214	36.312	229	237	29	0	1:21.597	27.306	177	20.968	220	33.323	236	245
11	0	1:30.184	30.418	172	23.134	213	36.632	232	237	30	0	1:22.474	27.372	178	21.135	219	33.967	236	243
12	0	1:30.852	30.287	173	22.760	214	37.805		239	31	0	1:21.761	27.395	177	20.908	220	33.458	236	243
13	0	1:55.646	58.448	172	22.635	217	34.563	233		32	0	1:21.907	27.311	178	21.091	220	33.505	238	244
14	0	2:14.149	31.943	77	40.015	78	1:02.191	79	239	33	0	1:21.869	27.432	178	21.066	220	33.371	238	244
15	0	1:51.187	47.445	78	29.522	214	34.220	234	78	34	0	1:21.623	27.291	178	20.931	220	33.401	237	244
16	0	1:22.851	27.918	177	21.220	220	33.713	235	242	35	0	1:21.745	27.281	178	21.172	218	33.292	237	244
17	0	1:22.858	28.228	176	21.161	219	33.469	235	242	36	0	1:21.959	27.462	177	21.026	220	33.471	238	244
18	0	1:21.521	27.247	178	20.951	221	33.323	236	243	37	0	1:22.464	28.005	177	21.009	220	33.450	236	244
19	0	1:21.521	27.299	178	20.934	221	33.288	236	243	38	0	1:22.724	27.975	178	21.166	218	33.583	235	244
63		Mirko Bortolotti								TGI Team by GRT							theoretical best time: 1:23.987		
1	0	4:17.669	3:05.075	169	26.106	206	46.488	107	192	9	0	1:31.867	30.980	171	23.646	214	37.241	234	239
2	0	2:00.556	39.711	152	33.558	154	47.287	167	130	10	0	1:30.740	30.138	172	24.012	217	36.590	229	240
3	0	2:07.112	43.150	70	35.645	108	48.317	196	146	11	0	1:31.269	29.582	174	23.065	214	38.622		236
4	0	1:55.845	40.211	116	29.469	126	46.165	231	156	12	0	1:59.839	1:02.333	172	22.853	216	34.653	233	
5	0	1:36.249	32.885	171	24.472	215	38.892	232	237	13	0	1:23.987	28.292	175	21.764	219	33.931	235	239
6	0	1:34.532	32.286	169	24.201	214	38.045	229	237	14	0	2:16.022	33.848	78	39.998	78	1:02.176	79	241
7	0	1:33.252	31.909	171	23.995	214	37.348	231	236	15	0	1:52.676	47.435	78	26.148	219	39.093		78
8	0	1:31.919	30.868	171	23.803	215	37.248	231	237										
64		Finn Wiebelhaus								HRT Ford Racing							theoretical best time: 1:30.501		
1	0	4:14.954	3:03.703	170	25.534	210	45.717	130	183	7	0	1:35.196	32.541	171	24.566	216	38.089	233	238
2	0	2:00.517	38.873	99	34.225	139	47.419	156	144	8	0	1:47.271	32.481	171	24.165	217	50.625	232	240
3	0	2:06.542	43.067	83	35.552	130	47.923	194	148	9	0	1:31.445	30.917	172	23.573	216	36.955	232	240
4	0	1:57.112	40.987	106	29.628	139	46.497	233	173	10	0	1:30.868	30.987	174	23.156	217	36.725	231	240
5	0	1:36.608	33.651	169	24.652	216	38.305	232	239	11	0	1:30.783	30.620	173	23.329	217	36.834	231	238
6	0	1:34.474	32.759	171	24.074	217	37.641	231	239	12	0	1:34.336	30.890	173	23.740	215	39.706		238

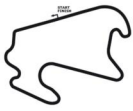




Sector List

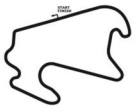
Lap Id	Time	SE1	SP1	SE2	SP2	SE3	SP3	TSP	Lap Id	Time	SE1	SP1	SE2	SP2	SE3	SP3	TSP						
69		Thierry Vermeulen								EMIL FREY RACING							theoretical best time: 1:21.102						
1	0	4:22.475	3:07.988	148	27.912	185	46.575	144	181	20	0	1:21.643	27.233	176	20.979	220	33.431	235	242				
2	0	2:00.970	41.577	108	32.815	140	46.578	175	139	21	0	1:21.165	26.925	177	20.952	220	33.288	236	242				
3	0	2:07.291	41.324	76	36.991	129	48.976	147	125	22	0	1:21.298	27.085	176	20.968	220	33.245	236	242				
4	0	1:54.616	39.763	148	28.946	167	45.907	230	171	23	0	1:21.840	27.039	176	21.463	219	33.338	236	243				
5	0	1:38.668	34.653	162	25.109	214	38.906	233	236	24	0	1:21.634	27.133	176	21.154	220	33.347	235	243				
6	0	1:34.157	32.866	164	24.157	216	37.134	234	239	25	0	1:21.669	27.174	172	20.998	220	33.497	236	242				
7	0	1:32.208	31.656	166	24.218	215	36.334	233	240	26	0	1:21.498	27.156	177	20.932	221	33.410	236	242				
8	0	1:28.611	29.730	171	22.837	218	36.044	233	240	27	0	1:21.461	27.014	177	20.964	220	33.483	235	243				
9	0	1:29.364	29.774	173	22.988	213	36.602	232	239	28	0	1:21.566	26.984	176	21.158	220	33.424	235	242				
10	0	1:27.196	30.371	172	21.643	219	35.182	236	238	29	0	1:21.721	27.046	177	21.159	219	33.516	236	242				
11	0	1:26.106	28.892	176	22.231	218	34.983	234	243	30	0	1:22.887	27.238	176	21.842	220	33.807	236	242				
12	0	1:23.745	27.995	176	21.632	218	34.118	235	240	31	0	1:21.605	27.087	177	21.058	220	33.460	236	243				
13	0	1:26.290	27.862	177	21.668	217	36.760	236	242	32	0	1:22.022	27.237	178	21.103	220	33.682	236	243				
14	0	2:41.035	58.984	162	39.677	79	1:02.374	79		33	0	1:21.775	27.181	177	21.140	221	33.454	237	243				
15	0	1:59.382	47.637	78	36.787	165	34.958	232	78	34	0	1:21.711	27.143	177	21.063	221	33.505	236	244				
16	0	1:22.757	27.966	176	21.192	219	33.599	234	238	35	0	1:21.780	27.149	176	21.084	219	33.547	235	242				
17	0	1:22.253	27.762	176	21.053	220	33.438	236	240	36	0	1:21.848	27.115	176	21.066	220	33.667	236	242				
18	0	1:22.589	27.827	176	21.211	219	33.551	236	243	37	0	1:22.703	27.650	176	21.310	220	33.743	236	243				
19	0	1:21.804	27.533	176	20.940	220	33.331	236	243	38	0	1:22.816	27.731	177	21.222	219	33.863	234	243				
80		Maro Engel								Mercedes-AMG Team RAVENOL							theoretical best time: 1:20.682						
1	0	4:12.589	3:02.644	166	25.427	208	44.518	152	182	20	0	1:21.523	27.073	179	20.997	222	33.453	237	244				
2	0	2:01.024	38.826	95	33.799	124	48.399	171	181	21	0	1:21.831	27.161	179	21.283	221	33.387	237	244				
3	0	2:06.027	42.411	103	35.150	155	48.466	178	155	22	0	1:21.126	27.189	178	20.757	221	33.180	237	244				
4	0	1:57.983	40.898	125	30.073	148	47.012	228	154	23	0	1:20.694	26.876	178	20.683	221	33.135	238	244				
5	0	1:37.078	33.739	167	24.518	216	38.821	229	234	24	0	1:21.199	27.029	179	21.047	220	33.123	239	245				
6	0	1:34.486	32.638	170	24.063	215	37.785	228	236	25	0	1:21.514	27.372	177	20.993	221	33.149	236	245				
7	0	1:33.133	32.293	168	23.764	215	37.076	229	235	26	0	1:21.256	27.164	178	20.787	221	33.305	238	244				
8	0	1:31.431	31.011	171	23.381	216	37.039	229	237	27	0	1:21.634	27.130	178	20.889	220	33.615	238	245				
9	0	1:30.392	30.741	172	22.997	214	36.654	230	235	28	0	1:22.031	27.791	177	20.940	220	33.300	237	245				
10	0	1:29.979	30.959	173	22.930	216	36.090	229	237	29	0	1:21.341	27.337	178	20.800	220	33.204	238	244				
11	0	1:31.229	29.646	172	23.548	217	38.035	237		30	0	1:24.094	27.332	176	21.782	220	34.980	237	245				
12	0	1:55.734	58.885	170	22.323	215	34.526	232		31	0	1:21.568	27.298	178	20.938	222	33.332	238	244				
13	0	1:24.407	28.840	176	21.468	219	34.099	233	238	32	0	1:21.366	27.128	178	20.989	220	33.249	238	244				
14	0	2:11.037	28.071	147	40.862	78	1:02.104	79	241	33	0	1:21.968	27.256	178	21.171	219	33.541	238	245				
15	0	2:06.459	47.479	78	33.451	194	45.529	232	78	34	0	1:21.541	27.130	178	20.969	221	33.442	239	245				
16	0	1:22.027	27.578	177	20.882	220	33.567	235	237	35	0	1:21.652	27.287	177	20.872	221	33.493	237	245				
17	0	1:21.161	27.056	178	20.841	220	33.264	236	242	36	0	1:21.829	27.363	178	21.004	221	33.462	239	245				
18	0	1:21.135	27.150	177	20.777	222	33.208	236	243	37	0	1:22.178	27.721	177	21.060	220	33.397	237	245				
19	0	1:21.668	27.327	179	20.893	222	33.448	236	243	38	0	1:21.912	27.308	178	21.060	221	33.544	230	244				





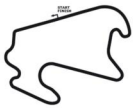
Sector List

Lap Id	Time	SE1	SP1	SE2	SP2	SE3	SP3	TSP	Lap Id	Time	SE1	SP1	SE2	SP2	SE3	SP3	TSP		
84		Tom Kalender								Mercedes-AMG Team Landgraf							theoretical best time: 1:20.658		
1	0	4:28.224	3:11.693	167	26.399	199	50.132	171	181	20	0	1:20.751	27.051	179	20.669	221	33.031	235	243
2	0	1:58.082	38.961	130	32.608	133	46.513	151	168	21	0	1:21.173	27.110	178	20.866	221	33.197	237	243
3	0	2:03.426	40.869	94	37.029	113	45.528		139	22	0	1:21.110	26.958	179	20.916	221	33.236	237	243
4	0	2:14.401	1:07.279	158	26.467	208	40.655	226		23	0	1:21.374	27.141	178	21.010	220	33.223	238	244
5	0	1:36.929	33.824	163	25.030	215	38.075	229	234	24	0	1:21.568	27.174	178	21.085	221	33.309	237	244
6	0	1:32.154	31.926	165	23.882	217	36.346	231	237	25	0	1:21.654	27.227	179	21.080	220	33.347	237	244
7	0	1:29.377	30.051	170	23.524	217	35.802	232	238	26	0	1:22.021	27.256	178	21.159	219	33.606	237	244
8	0	1:27.101	29.127	166	22.728	218	35.246	233	239	27	0	1:21.559	27.290	177	20.986	220	33.283	237	244
9	0	1:26.838	28.672	174	23.656	216	34.510	234	240	28	0	1:21.520	27.130	178	21.060	220	33.330	238	244
10	0	1:25.076	28.220	176	22.875	219	33.981	236	240	29	0	1:21.638	27.227	177	21.049	219	33.362	238	244
11	0	1:26.597	29.461	174	22.684	217	34.452	233	243	30	0	1:21.820	27.260	178	21.113	220	33.447	236	244
12	0	1:22.444	27.601	177	21.201	220	33.642	234	240	31	0	1:22.062	27.429	178	21.193	219	33.440	237	243
13	0	1:22.472	27.641	177	21.332	221	33.499	235	240	32	0	1:22.214	27.347	178	21.105	220	33.762	238	244
14	0	1:43.063	27.532	177	20.920	220	54.611	79	241	33	0	1:22.207	27.467	179	21.121	220	33.619	237	244
15	0	2:22.261	48.350	78	40.536	77	53.375	211	79	34	0	1:21.723	27.299	177	20.968	221	33.456	236	244
16	0	1:28.516	29.731	175	22.133	217	36.652		222	35	0	1:21.806	27.301	178	21.076	221	33.429	237	244
17	0	1:56.460	58.449	171	23.093	215	34.918	233		36	0	1:22.237	27.605	172	21.142	221	33.490	238	244
18	0	1:22.621	27.916	177	21.171	220	33.534	235	239	37	0	1:21.916	27.235	178	21.118	221	33.563	237	244
19	0	1:21.440	27.293	179	20.958	220	33.189	236	242	38	0	1:22.293	27.413	178	21.165	220	33.715	236	244
90		Ricardo Feller								Manthey							theoretical best time: 1:21.017		
1	0	4:28.496	3:08.962	157	27.912	189	51.622	170	180	20	0	1:21.176	26.948	174	20.956	218	33.272	231	238
2	0	1:58.442	39.094	153	33.261	129	46.087	156	161	21	0	1:21.359	26.961	174	21.004	216	33.394	232	237
3	0	2:05.737	41.074	97	36.963	114	47.700	126	137	22	0	1:21.454	27.217	175	20.917	217	33.320	233	238
4	0	1:54.380	40.348	100	29.096	167	44.936	227	156	23	0	1:21.671	27.261	174	20.981	217	33.429	232	239
5	0	1:40.879	34.817	163	25.428	211	40.634	230	235	24	0	1:21.583	27.103	174	21.056	217	33.424	232	238
6	0	1:35.648	33.374	162	25.013	212	37.261	231	237	25	0	1:21.104	26.901	174	20.943	217	33.260	232	238
7	0	1:31.540	31.350	168	23.855	213	36.335	230	238	26	0	1:21.692	27.200	175	21.038	218	33.454	232	238
8	0	1:29.855	30.277	169	24.011	215	35.567	231	236	27	0	1:21.484	27.058	174	21.075	217	33.351	233	238
9	0	1:25.640	28.935	171	21.995	215	34.710	233	237	28	0	1:21.506	27.147	171	20.955	218	33.404	232	238
10	0	1:27.593	29.760	172	22.938	214	34.895	232	239	29	0	1:21.539	27.045	175	21.012	217	33.482	232	238
11	0	1:25.581	29.186	171	21.901	217	34.494	230	238	30	0	1:21.569	27.205	174	20.921	217	33.443	232	238
12	0	1:24.172	28.400	172	21.740	215	34.032	230	237	31	0	1:21.455	27.015	175	20.994	217	33.446	233	239
13	0	1:22.773	27.658	173	21.282	217	33.833	231	237	32	0	1:21.763	27.224	174	20.937	218	33.602	233	239
14	0	1:30.594	27.561	173	21.052	217	41.981		237	33	0	1:21.551	27.229	174	20.935	218	33.387	233	239
15	0	2:38.377	1:04.598	78	40.394	78	53.385	208		34	0	1:21.669	27.239	174	20.967	217	33.463	234	239
16	0	1:25.944	29.921	172	21.639	216	34.384	231	218	35	0	1:21.833	27.313	174	20.856	218	33.664	232	240
17	0	1:23.332	27.788	174	21.442	217	34.102	231	236	36	0	1:21.670	27.182	174	20.894	217	33.594	233	238
18	0	1:22.795	28.050	174	21.040	217	33.705	232	239	37	0	1:21.973	27.293	174	20.946	217	33.734	233	238
19	0	1:21.766	27.296	173	21.107	215	33.363	232	238	38	0	1:23.066	27.319	173	22.035	200	33.712	226	238




Sector List

Lap Id	Time	SE1	SP1	SE2	SP2	SE3	SP3	TSP	Lap Id	Time	SE1	SP1	SE2	SP2	SE3	SP3	TSP				
91		Thomas Preining								Manthey							theoretical best time: 1:20.855				
1	0	4:15.984	3:04.678	164	25.248	205	46.058	119	182	20	0	1:21.493	27.118	174	20.876	217	33.499	231	237		
2	0	2:00.489	38.582	98	34.504	130	47.403	170	136	21	0	1:21.376	27.034	174	20.961	216	33.381	232	238		
3	0	2:06.515	42.840	84	35.765	133	47.910	189	153	22	0	1:21.355	27.104	174	20.806	217	33.445	231	238		
4	0	1:57.243	40.811	102	29.700	132	46.732	227	169	23	0	1:21.196	26.781	174	20.833	216	33.582	232	238		
5	0	1:36.506	33.086	166	24.645	208	38.775	225	235	24	0	1:21.334	27.058	173	20.897	217	33.379	232	238		
6	0	1:34.389	32.326	165	23.897	212	38.166	224	233	25	0	1:21.124	27.012	173	20.839	216	33.273	232	239		
7	0	1:32.874	31.694	168	23.904	212	37.276	226	231	26	0	1:21.513	26.917	174	20.946	216	33.650	232	238		
8	0	1:32.624	31.496	168	23.958	209	37.170	226	233	27	0	1:21.777	26.984	174	21.120	215	33.673	233	239		
9	0	1:31.067	31.035	169	23.300	210	36.732	227	234	28	0	1:23.204	28.912	173	20.911	217	33.381	232	239		
10	0	1:32.190	31.259	168	23.732	211	37.199	226	234	29	0	1:21.460	27.015	173	20.992	215	33.453	232	238		
11	0	1:32.130	30.350	170	23.134	211	38.646		233	30	0	1:22.791	26.995	173	20.959	217	34.837	231	239		
12	0	1:57.545	59.203	167	23.051	211	35.291	227		31	0	1:21.310	27.153	173	20.801	216	33.356	231	237		
13	0	1:24.493	28.465	172	21.399	214	34.629	229	234	32	0	1:21.569	27.223	172	20.862	215	33.484	232	237		
14	0	2:15.466	33.574	78	39.925	78	1:01.967	79	235	33	0	1:21.394	27.048	174	20.840	217	33.506	232	238		
15	0	1:48.098	47.201	79	26.664	212	34.233	228	79	34	0	1:22.032	27.483	173	20.987	216	33.562	233	238		
16	0	1:24.191	29.263	172	21.168	216	33.760	229	235	35	0	1:21.407	27.035	174	20.887	216	33.485	232	239		
17	0	1:22.212	27.313	172	21.065	215	33.834	230	236	36	0	1:21.760	26.969	174	21.207	217	33.584	233	238		
18	0	1:22.454	27.592	172	21.131	217	33.731	231	237	37	0	1:21.937	27.090	174	21.151	217	33.696	232	239		
19	0	1:21.869	27.446	172	20.884	217	33.539	230	237	38	0	1:22.321	27.449	174	21.128	217	33.744	232	238		
130		Luca Engstler								Red Bull Team ABT							theoretical best time: 1:21.379				
1	0	4:16.718	3:04.853	169	25.591	208	46.274	115	179	13	0	1:23.687	28.258	174	21.462	218	33.967	235	239		
2	0	2:00.905	38.939	143	33.880	134	48.086	157	142	14	0	2:16.053	33.682	78	40.155	78	1:02.216	79	241		
3	0	2:06.965	42.823	85	35.622	128	48.520	188	149	15	0	1:47.370	47.484	78	25.782	216	34.104	234	78		
4	0	1:55.750	40.010	100	29.592	137	46.148	232	169	16	0	1:23.470	28.482	174	21.308	220	33.680	235	240		
5	0	1:36.988	33.256	170	24.349	214	39.383	232	237	17	0	1:22.312	27.503	177	21.248	219	33.561	236	242		
6	0	1:34.114	32.561	168	23.894	217	37.659	229	239	18	0	1:21.943	27.340	177	21.132	220	33.471	238	243		
7	0	1:32.959	31.774	171	23.596	213	37.589	230	236	19	0	1:21.955	27.695	177	21.034	220	33.226	236	243		
8	0	1:32.099	31.198	171	23.804	214	37.097	230	237	20	0	1:21.465	27.281	176	21.036	220	33.148	236	244		
9	0	1:32.994	30.723	172	24.176	211	38.095	233	236	21	0	1:22.069	27.522	175	21.193	218	33.354	236	243		
10	0	1:30.941	30.548	173	23.736	214	36.657	231	237	22	0	1:22.983	28.590	175	21.115	219	33.278	236	243		
11	0	1:32.585	30.295	171	23.300	213	38.990		237	23	0	1:34.357	27.197	176	23.472	150	43.688		243		
12	0	1:58.728	1:00.930	171	23.117	215	34.681	233													



Top speed list Provisional

#	Name (NAT)	Team	Car name	Speed	Lap	Race time
36	Arjun Maini	 HRT Ford Racing (GER)	Ford Mustang GT3	250.04	25	40:53.774
22	Lucas Auer	 Mercedes-AMG Team Landgraf (GER)	Mercedes-AMG GT3 EVO	247.71	37	57:12.504
25	Ben Dörr	 Doerr Motorsport (GER)	McLaren 720S GT3 Evo	246.55	10	18:11.787
19	Maximilian Paul	 TGI Team by GRT (AUT)	Lamborghini Temerario GT3	245.98	30	47:39.024
80	Maro Engel	 Mercedes-AMG Team RAVENOL (GER)	Mercedes-AMG GT3 EVO	245.98	30	47:44.840
48	Jules Gounon	 Mercedes-AMG Team MANN-FILTER (GER)	Mercedes-AMG GT3 EVO	245.41	29	46:18.180
84	Tom Kalender	 Mercedes-AMG Team Landgraf (GER)	Mercedes-AMG GT3 EVO	244.84	24	39:33.608
14	Matteo Cairoli	 EMIL FREY RACING (SUI)	Ferrari 296 GT3 EVO	244.28	18	31:21.870
130	Luca Engstler	 Red Bull Team ABT (GER)	Lamborghini Temerario GT3	244.28	20	34:10.260
8	Nicolas Baert	 Comtoyou Racing (BEL)	Aston Martin Vantage AMR GT3 EVO	244.28	26	42:22.769
69	Thierry Vermeulen	 EMIL FREY RACING (SUI)	Ferrari 296 GT3 EVO	244.28	34	53:07.025
3	Kelvin van der Linde	 Schubert Motorsport (GER)	BMW M4 GT3 Evo	243.72	36	55:54.914
7	Nicki Thiim	 Comtoyou Racing (BEL)	Aston Martin Vantage AMR GT3 EVO	242.60	22	36:42.181
10	Marco Mapelli	 Red Bull Team ABT (GER)	Lamborghini Temerario GT3	242.05	23	37:38.304
11	Marco Wittmann	 Schubert Motorsport (GER)	BMW M4 GT3 Evo	242.05	27	43:31.159
63	Mirko Bortolotti	 TGI Team by GRT (AUT)	Lamborghini Temerario GT3	241.50	14	24:36.574
64	Finn Wiebelhaus	 HRT Ford Racing (GER)	Ford Mustang GT3	240.40	8	15:07.147
90	Ricardo Feller	 Manthey (GER)	Porsche 911 GT3 R (992)	240.40	35	53:57.869
16	Timo Glock	 Doerr Motorsport (GER)	McLaren 720S GT3 Evo	239.32	9	16:47.613
91	Thomas Preining	 Manthey (GER)	Porsche 911 GT3 R (992)	239.32	25	40:56.850
29	Bastian Buus	 Land Motorsport (GER)	Porsche 911 GT3 R (992)	191.37	1	2:31.110