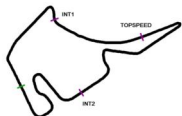


### Lap Chart Provisional

Lap/Pl.	1	2	3	4	5	6	7	8	9	10	11	12	13	14	15	16	17	18	19	20
LAP 1	92	94	7	19	22	4	69	90	33	91	3	31	130	11	85	14	71	36	25	63
LAP 2	92	94	7	19	22	4	69	90	33	91	3	130	31	85	71	14	36	11	63	.25
LAP 3	92	94	7	19	22	4	69	90	33	91	3	130	31	85	71	14	11	36	63	25
LAP 4	92	94	7	19	22	4	69	33	91	3	130	31	85	71	11	.90	14	36	63	25
LAP 5	92	94	7	19	22	4	69	33	91	3	130	31	85	11	71	14	36	63	25	90'
LAP 6	92	94	7	19	22	4	33	69	91	3	130	31	85	11	71	36	14	63	25	90'
LAP 7	92	94	7	19	22	4	33	69	91	3	130	31	85	11	71	36	14	63	25	90'
LAP 8	92	94	7	19	22	33	4	69	91	3	130	31	85	11	71	36	14	63	25	90'
LAP 9	92	94	7	19	22	33	4	69	91	3	130	31	85	11	71	36	14	63	25	90'
LAP 10	92	94	7	19	22	33	4	69	91	3	130	31	11	85	71	36	14	63	25	90'
LAP 11	92	94	7	19	22	33	4	69	91	3	130	31	11	85	71	36	14	63	25	90'
LAP 12	92	94	7	19	22	33	4	91	130	11	.69	71	.3	14	.31	63	.85	.36	.25	90'
LAP 13	92	94	7	19	22	33	91	130	.4	11	14	63	.71	31	3	36	69	85	25'	90'
LAP 14	92	94	7	19	33	91	.22	130	11	14	63	4	31	3	36	69	85	71	25'	90'
LAP 15	92	94	7	33	.19	130	11	.91	14	63	22	4	31	3	36	69	85	71	25'	90'
LAP 16	92	94	7	33	11	.130	14	63	19	91	22	4	31	3	36	69	85	71	25'	.90'
LAP 17	92	94	33	.7	11	14	63	19	91	22	4	130	31	3	36	69	85	71	25'	90'
LAP 18	92	.94	33	11	14	63	19	91	22	4	7	130	31	3	36	69	85	71	25'	90'
LAP 19	.92	33	11	14	63	19	94	91	22	4	7	130	31	3	69	36	85	71	25'	90'
LAP 20	33	11	14	.63	19	92	91	22	4	94	7	130	31	3	69	36	85	71	25'	90'
LAP 21	11	14	19	92	33	91	22	4	94	7	130	31	3	69	36	85	71	63	25'	90'
LAP 22	11	.14	19	92	33	91	22	4	94	7	130	31	3	69	36	85	71	63	25'	90'
LAP 23	11	19	92	33	91	22	4	94	7	130	31	3	69	36	85	71	63	14	25	90'
LAP 24	19	92	33	91	22	4	94	7	130	31	11	3	36	69	85	71	63	14	25	90'
LAP 25	19	92	33	91	22	7	94	4	130	31	11	3	36	69	85	71	63	14	25	90'
LAP 26	19	92	33	91	22	94	7	130	31	11	3	36	69	85	71	63	14	.4	25	90'
LAP 27	19	92	33	91	22	94	7	31	11	130	3	36	69	85	71	63	14	25	90'	
LAP 28	19	92	33	91	22	94	7	11	31	130	3	36	69	85	71	63	14	25	90'	
LAP 29	19	92	33	91	22	94	7	11	31	130	3	36	69	85	71	63	14	25	90'	
LAP 30	19	92	33	91	22	94	7	11	31	130	3	36	69	71	63	14	85	25	90'	
LAP 31	19	92	33	91	22	94	7	11	31	130	3	69	36	71	63	14	85	25	90'	
LAP 32	19	92	33	91	22	94	7	11	31	130	3	69	36	71	63	14	85	25	90'	
LAP 33	19	92	33	91	22	94	7	11	31	130	3	69	36	71	63	14	85	25	90'	
LAP 34	19	92	33	91	22	94	7	11	31	130	3	69	36	71	63	14	85	25	90'	
LAP 35	19	92	33	91	22	94	7	11	31	130	3	69	36	71	63	14	85	25	90'	



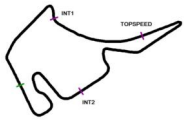
### Lap Chart Provisional

Lap/Pl.	1	2	3	4	5	6	7	8	9	10	11	12	13	14	15	16	17	18	19	20
LAP 36	19	92	33	91	94	7	22	11	31	130	3	69	36	71	63	14	85	25		
LAP 37	19	92	33	91	94	7	11	22	31	130	69	3	36	71	63	14	85	25		

.- PIT STOP

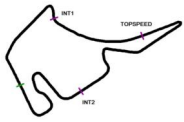
' - LAP BEHIND





**Pit Stops  
Provisional**

Nr.	Driver	Man.	Nat.	Day time in	Time in	Lap in	Day time out	Time out	Stop Time	Reason	Net Time
25	Ben Dörr			13:37:03.209	3:48.377	2	13:37:33.056	4:18.224	4.2	Technical	29.847
90	Ayhancan Güven			13:40:05.018	6:50.186	4	13:43:43.923	10:29.091		Technical	3:38.905
69	Thierry Vermeulen			13:53:24.442	20:09.610	12	13:53:58.696	20:43.864	7.9		34.254
3	Kelvin van der Linde			13:53:25.193	20:10.361	12	13:53:59.001	20:44.169	7.8		33.808
31	Sheldon van der Linde			13:53:25.948	20:11.116	12	13:53:59.566	20:44.734	7.4		33.618
85	Clemens Schmid			13:53:28.607	20:13.775	12	13:54:02.579	20:47.747	7.5		33.972
36	Arjun Maini			13:53:30.255	20:15.423	12	13:54:02.279	20:47.447	6.6		32.024
25	Ben Dörr			13:54:25.575	21:10.743	12	13:55:00.193	21:45.361	8.1		34.618
4	Jules Gounon			13:55:00.784	21:45.952	13	13:55:33.111	22:18.279	6.9		32.327
71	Maximilian Paul			13:55:09.499	21:54.667	13	13:55:44.084	22:29.252	9.0		34.585
22	Lucas Auer			13:56:39.561	23:24.729	14	13:57:13.144	23:58.312	7.3		33.583
19	Luca Engstler			13:58:16.580	25:01.748	15	13:58:49.981	25:35.149	8.9		33.401
91	Thomas Preining			13:58:23.151	25:08.319	15	13:58:54.811	25:39.979	6.0		31.660
130	Maro Engel			14:00:04.797	26:49.965	16	14:00:36.162	27:21.330	5.8		31.365
7	Ricardo Feller			14:01:33.836	28:19.004	17	14:02:07.261	28:52.429	7.5		33.425
94	Nicki Thiim			14:03:11.787	29:56.955	18	14:03:45.034	30:30.202	7.8		33.247
90	Ayhancan Güven			14:03:43.251	30:28.419	16	14:04:15.510	31:00.678	6.5		32.259
92	Mirko Bortolotti			14:04:47.198	31:32.366	19	14:05:20.137	32:05.305	6.9		32.939
33	Rene Rast			14:06:35.669	33:20.837	20	14:07:07.795	33:52.963	6.4		32.126
63	Franck Perera			14:06:54.209	33:39.377	20	14:07:26.322	34:11.490	7.1		32.113
14	Jack Aitken			14:10:07.540	36:52.708	22	14:10:41.619	37:26.787	8.1		34.079
11	Marco Wittmann			14:11:40.225	38:25.393	23	14:12:13.323	38:58.491	6.8		33.098
4	Jules Gounon			14:18:06.457	44:51.625	26				Technical	



**Top speed list  
Provisional**

#	Name (NAT)	Team	Car name	Speed	Lap	Race time
11	Marco Wittmann	Schubert Motorsport (DEU)	BMW M4 GT3	264.70	1	40.681
31	Sheldon van der Linde	Schubert Motorsport (DEU)	BMW M4 GT3	264.05	1	40.057
36	Arjun Maini	Mercedes-AMG Team HRT (DEU)	Mercedes-AMG GT3	264.05	2	2:25.975
33	Rene Rast	Schubert Motorsport (DEU)	BMW M4 GT3	264.05	6	9:02.138
85	Clemens Schmid	Dörr Motorsport (DEU)	McLaren 720S GT3 Evo	263.41	1	40.283
14	Jack Aitken	EMIL FREY RACING (CHE)	Ferrari 296 GT3	262.77	2	2:25.452
7	Ricardo Feller	ABT Sportsline (DEU)	Audi R8 LMS GT3 EVO II	262.13	21	34:34.614
63	Franck Perera	Lamborghini Team TGI by GRT (AUT)	Lamborghini Huracan GT3 EVO 2	261.50	2	2:26.290
130	Maro Engel	Mercedes-AMG Team WINWARD (DEU)	Mercedes-AMG GT3	260.86	1	39.922
69	Thierry Vermeulen	EMIL FREY RACING (CHE)	Ferrari 296 GT3	260.24	4	5:42.216
25	Ben Dörr	Dörr Motorsport (DEU)	McLaren 720S GT3 Evo	260.24	18	30:48.309
22	Lucas Auer	Mercedes-AMG Team MANN-FILTER (DEU)	Mercedes-AMG GT3	260.24	37	1:01:07.267
3	Kelvin van der Linde	ABT Sportsline (DEU)	Audi R8 LMS GT3 EVO II	260.24	37	1:01:17.336
4	Jules Gounon	Mercedes-AMG Team HRT (DEU)	Mercedes-AMG GT3	259.61	8	12:21.257
92	Mirko Bortolotti	SSR Performance (DEU)	Lamborghini Huracan GT3 EVO 2	259.61	37	1:00:48.096
71	Maximilian Paul	Paul Motorsport (DEU)	Lamborghini Huracan GT3 EVO 2	258.99	5	7:28.089
94	Nicki Thiim	SSR Performance (DEU)	Lamborghini Huracan GT3 EVO 2	258.99	21	34:34.415
91	Thomas Preining	Manthey EMA (DEU)	Porsche 911 GT3 R 992	258.37	1	39.876
19	Luca Engstler	Lamborghini Team Liqui Moly by GRT (AUT)	Lamborghini Huracan GT3 EVO 2	258.37	8	12:18.333
90	Ayhancan Güven	Manthey EMA (DEU)	Porsche 911 GT3 R 992	257.14	2	2:22.410