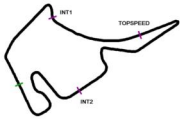


### Lap Chart Provisional

Lap/Pl.	1	2	3	4	5	6	7	8	9	10	11	12	13	14	15	16	17	18	19	20
LAP 1	3	22	90	92	130	19	14	4	91	94	63	36	33	25	11	69	31	71	7	85
LAP 2	3	22	90	92	130	19	14	4	91	94	33	36	63	11	25	31	71	69	7	85
LAP 3	3	22	90	92	130	19	14	4	94	91	33	36	63	11	31	71	25	7	69	85
LAP 4	3	22	90	92	130	19	14	4	94	33	91	36	63	11	31	71	7	69	85	25
LAP 5	3	22	90	92	130	19	14	4	94	33	36	91	63	11	31	71	7	69	85	25
LAP 6	3	22	90	92	130	19	14	4	33	36	91	94	63	11	31	7	71	69	85	25
LAP 7	3	22	90	92	130	19	4	14	33	36	91	94	63	11	31	7	71	69	85	25
LAP 8	3	22	90	92	130	19	4	14	33	36	91	94	63	11	31	7	69	71	85	25
LAP 9	3	22	90	92	130	19	4	14	33	36	94	91	63	11	31	7	69	71	85	25
LAP 10	3	22	90	92	130	4	19	14	33	36	94	91	11	31	7	69	63	71	85	25
LAP 11	3	22	90	92	130	4	14	19	33	36	94	91	11	31	7	69	63	71	85	25
LAP 12	3	22	90	92	130	4	14	33	36	94	91	19	31	7	63	71	11	69	25	85
LAP 13	3	22	90	92	130	4	33	94	14	91	31	36	7	63	71	25	19	11	69	85
LAP 14	3	22	90	92	4	33	94	31	91	25	130	14	36	19	11	7	69	71	63	85
LAP 15	3	22	90	4	94	33	31	25	92	130	14	36	19	11	91	7	69	71	85	63
LAP 16	22	3	4	94	31	25	90	92	130	33	14	36	19	11	91	7	69	71	85	63
LAP 17	22	4	94	31	3	90	130	92	25	33	14	36	19	11	7	91	69	71	85	63
LAP 18	4	31	22	3	90	130	92	33	36	94	19	11	7	91	14	69	71	85	63	25
LAP 19	4	31	3	22	90	130	92	33	36	94	11	19	7	91	69	71	85	63	25	14
LAP 20	3	22	90	130	92	4	33	36	94	11	19	7	31	91	69	71	85	63	25	
LAP 21	3	22	90	130	92	4	33	36	11	19	7	94	31	91	69	71	85	63	25	
LAP 22	3	22	90	130	92	4	33	36	11	19	7	94	31	69	91	71	85	63	25	
LAP 23	3	22	90	130	92	4	33	36	11	19	7	94	31	69	91	71	85	63	25	
LAP 24	3	22	90	130	92	4	33	36	11	19	94	31	7	69	91	71	85	63	25	
LAP 25	3	22	90	130	92	4	33	36	11	94	31	19	7	69	91	71	85	63	25	
LAP 26	3	22	90	130	92	4	33	36	11	94	31	7	69	19	91	71	85	63	25	
LAP 27	3	22	90	130	92	4	33	36	11	94	31	7	69	19	91	71	85	63	25	
LAP 28	3	22	90	130	92	4	33	36	11	94	31	7	69	19	91	71	85	63	25	
LAP 29	3	22	90	130	92	4	33	36	11	94	31	7	69	19	91	71	85	63	25	
LAP 30	3	22	90	130	92	4	33	36	11	94	31	7	69	19	91	71	63	85	25	
LAP 31	3	22	90	130	92	4	33	36	11	94	31	7	69	19	91	71	63	85	25	
LAP 32	3	22	90	130	92	4	33	36	11	94	31	7	69	19	91	71	63	85	25	
LAP 33	3	22	90	130	92	4	33	36	11	94	31	7	69	19	91	71	85	63	25	
LAP 34	3	22	90	130	92	4	33	36	11	94	31	7	69	19	91	71	85	25		
LAP 35	3	22	90	130	92	4	33	36	11	94	31	7	69	19	91	71	85	25		



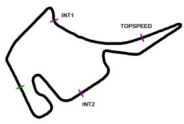
### Lap Chart Provisional

Lap/Pl.	1	2	3	4	5	6	7	8	9	10	11	12	13	14	15	16	17	18	19	20
LAP 36	3	22	90	130	92	4	33	36	11	94	31	7	69	91	19	71	85	25		
LAP 37	3	22	90	130	92	4	33	36	11	94	31	7	69	91	19	71	85	25		

.- PIT STOP

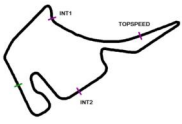
' - LAP BEHIND





**Pit Stops  
Provisional**

Nr.	Driver	Man.	Nat.	Day time in	Time in	Lap in	Day time out	Time out	Stop Time	Reason	Net Time
19	Luca Engstler			13:53:08.150	20:13.529	12	13:53:40.825	20:46.204	7.9		32.675
11	Marco Wittmann			13:53:12.321	20:17.700	12	13:53:46.014	20:51.393	7.8		33.693
69	Thierry Vermeulen			13:53:14.906	20:20.285	12	13:53:48.658	20:54.037	7.3		33.752
85	Clemens Schmid			13:53:19.017	20:24.396	12	13:53:53.306	20:58.685			34.289
130	Maro Engel			13:54:37.017	21:42.396	13	13:55:08.943	22:14.322	6.0		31.926
14	Jack Aitken			13:54:46.119	21:51.498	13	13:55:20.983	22:26.362	7.5		34.864
36	Arjun Maini			13:54:49.245	21:54.624	13	13:55:22.285	22:27.664	7.9		33.040
7	Ricardo Feller			13:54:55.245	22:00.624	13	13:55:28.707	22:34.086	7.0		33.462
63	Franck Perera			13:54:56.606	22:01.985	13	13:55:32.650	22:38.029	11.1		36.044
71	Maximilian Paul			13:54:57.391	22:02.770	13	13:55:31.396	22:36.775	6.8		34.005
92	Mirko Bortolotti			13:56:15.258	23:20.637	14	13:56:49.249	23:54.628	8.4		33.991
91	Thomas Preining			13:56:33.466	23:38.845	14	13:57:05.694	24:11.073	6.4		32.228
90	Ayhancan Güven			13:57:54.507	24:59.886	15	13:58:27.690	25:33.069	7.4		33.183
33	Rene Rast			13:58:08.363	25:13.742	15	13:58:40.892	25:46.271			32.529
3	Kelvin van der Linde			13:59:32.128	26:37.507	16	14:00:04.919	27:10.298	7.2		32.791
22	Lucas Auer			14:01:11.753	28:17.132	17	14:01:43.907	28:49.286	6.3		32.154
94	Nicki Thiim			14:01:28.283	28:33.662	17	14:02:01.738	29:07.117	8.2		33.455
25	Ben Dörr			14:01:52.256	28:57.635	17	14:02:46.217	29:51.596	27.2		53.961
4	Jules Gounon			14:04:41.001	31:46.380	19	14:05:13.970	32:19.349	7.5		32.969
31	Sheldon van der Linde			14:04:53.358	31:58.737	19	14:05:25.094	32:30.473	5.8		31.736
14	Jack Aitken			14:06:15.691	33:21.070	19			6.6	Technical	
63	Franck Perera			14:29:07.146	56:12.525	33				Technical	

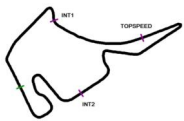


Sector List

Lap Id	Time	SE1	SP1	SE2	SP2	SE3	SP3	TSP	Lap Id	Time	SE1	SP1	SE2	SP2	SE3	SP3	TSP		
<b>3</b>		Kelvin van der Linde								theoretical best time: 1:38.750									
1	0	1:42.523	24.308	154	46.702	190	31.513	202	252	20	0	1:38.947	21.526	156	46.009	191	31.412	203	255
2	0	1:39.334	21.660	156	46.266	191	31.408	<b>204</b>	253	21	0	1:39.144	21.634	157	<b>45.979</b>	192	31.531	203	254
3	0	1:39.504	21.804	154	46.211	191	31.489	202	252	22	0	1:39.653	21.590	158	46.512	191	31.551	203	249
4	0	1:39.059	21.572	156	46.057	<b>192</b>	31.430	203	254	23	0	1:39.128	21.603	158	46.023	192	31.502	203	255
5	0	1:38.999	21.605	156	46.060	192	31.334	203	254	24	0	1:39.275	21.576	157	46.086	192	31.613	203	254
6	0	1:39.185	21.583	157	46.075	190	31.527	202	253	25	0	1:39.804	21.663	159	46.569	190	31.572	203	255
7	0	1:39.165	21.575	156	46.041	191	31.549	202	253	26	0	1:39.260	21.527	158	46.155	191	31.578	203	254
8	0	1:39.715	21.615	156	46.352	190	31.748	202	252	27	0	1:39.191	21.573	157	46.142	191	31.476	203	255
9	0	1:39.689	21.675	156	46.305	191	31.709	202	253	28	0	1:39.163	21.559	157	46.074	190	31.530	202	255
10	0	1:39.846	21.709	156	46.375	190	31.762	202	253	29	0	1:39.277	21.637	157	46.170	190	31.470	204	255
11	0	1:39.977	21.671	156	46.456	189	31.850	202	253	30	0	1:39.658	21.689	157	46.462	191	31.507	202	<b>256</b>
12	0	1:39.957	21.729	156	46.414	190	31.814	202	254	31	0	1:39.832	21.770	157	46.184	189	31.878	203	255
13	0	1:39.951	21.817	156	46.430	190	31.704	202	254	32	0	1:39.292	21.589	158	46.131	191	31.572	202	255
14	0	1:39.820	21.685	156	46.399	190	31.736	202	253	33	0	1:39.417	21.584	158	46.171	191	31.662	204	255
15	0	1:39.761	21.746	155	46.312	191	31.703	202	253	34	0	1:39.375	21.678	158	46.122	191	31.575	203	256
16	0	1:45.066	21.711	156	46.476	189	36.879		254	35	0	1:39.537	21.722	157	46.137	191	31.678	204	255
17	0	2:10.090	50.471	148	47.606	188	32.013	202	248	36	0	1:39.547	21.649	157	46.262	191	31.636	203	255
18	0	1:39.817	21.776	157	46.227	191	31.814	203	255	37	0	1:39.662	21.656	157	46.235	190	31.771	203	255
19	0	1:39.452	22.219	<b>159</b>	45.988	192	<b>31.245</b>	204	254										
<b>4</b>		Jules Gounon								theoretical best time: 1:38.224									
1	0	1:47.672	26.577	138	48.066	184	33.029	203	258	20	0	2:11.907	51.724	144	47.825	189	32.358	206	252
2	0	1:40.658	22.046	160	46.580	190	32.032	202	257	21	0	1:40.078	22.122	<b>162</b>	46.619	191	31.337	204	255
3	0	1:40.252	21.774	160	46.220	193	32.258	199	255	22	0	1:38.368	21.551	161	45.771	193	<b>31.046</b>	204	256
4	0	1:39.936	21.661	159	46.179	194	32.096	203	258	23	0	<b>1:38.332</b>	<b>21.510</b>	160	<b>45.668</b>	193	31.154	212	257
5	0	1:39.923	21.570	160	46.252	192	32.101	202	257	24	0	1:38.448	21.597	161	45.723	192	31.128	199	257
6	0	1:41.008	21.639	159	46.580	189	32.789	203	257	25	0	1:38.589	21.586	161	45.856	193	31.147	204	257
7	0	1:40.178	21.806	156	46.783	188	31.589	205	258	26	0	1:38.630	21.618	161	45.807	<b>194</b>	31.205	202	257
8	0	1:39.372	21.594	159	46.227	192	31.551	204	255	27	0	1:38.763	21.670	162	45.874	193	31.219	207	258
9	0	1:39.625	21.599	159	46.189	192	31.837	203	257	28	0	1:38.847	21.723	162	45.861	193	31.263	<b>216</b>	258
10	0	1:40.390	21.702	160	46.880	192	31.808	204	252	29	0	1:38.902	21.647	161	45.850	191	31.405	202	259
11	0	1:39.943	21.742	159	46.574	192	31.627	202	255	30	0	1:38.949	21.759	161	45.776	191	31.414	205	258
12	0	1:39.408	21.697	159	46.179	193	31.532	202	257	31	0	1:39.093	21.622	160	45.852	192	31.619	210	258
13	0	1:40.331	22.093	159	46.643	191	31.595	204	254	32	0	1:39.211	21.807	160	45.956	193	31.448	210	258
14	0	1:39.724	21.868	157	46.289	193	31.567	203	254	33	0	1:39.126	21.824	160	45.865	192	31.437	208	259
15	0	1:39.550	21.822	159	46.239	193	31.489	202	257	34	0	1:40.231	22.564	160	46.060	193	31.607	209	260
16	0	1:39.543	21.785	160	46.293	192	31.465	203	255	35	0	1:39.344	21.817	160	45.961	191	31.566	204	<b>260</b>
17	0	1:39.273	21.762	160	46.076	193	31.435	203	257	36	0	1:39.468	21.725	161	45.919	192	31.824	209	260
18	0	1:39.139	21.695	160	46.034	193	31.410	205	256	37	0	1:39.711	21.831	156	46.191	191	31.689	210	260
19	0	1:44.556	21.797	160	46.096	192	36.663		257										

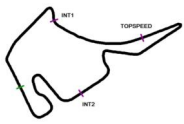






Sector List

Lap Id	Time	SE1	SP1	SE2	SP2	SE3	SP3	TSP	Lap Id	Time	SE1	SP1	SE2	SP2	SE3	SP3	TSP		
<b>19</b>		Luca Engstler								Lamborghini Team Liqui Moly by GRT							theoretical best time: 1:39.440		
1	0	1:46.949	25.691	145	48.789	186	32.469	198	255	20	0	1:40.625	21.736	157	47.065	191	31.824	204	259
2	0	1:40.651	21.897	156	46.703	189	32.051	201	255	21	0	1:39.661	<b>21.592</b>	156	46.372	192	31.697	204	257
3	0	1:40.115	21.684	156	46.552	190	31.879	202	255	22	0	1:39.665	21.615	157	46.296	192	31.754	204	258
4	0	1:39.840	21.680	156	46.383	<b>192</b>	31.777	202	255	23	0	1:39.710	21.639	156	46.324	192	31.747	<b>212</b>	257
5	0	1:40.049	21.728	156	46.533	191	31.788	202	255	24	0	1:39.774	21.722	156	46.366	191	31.686	204	257
6	0	1:39.887	21.682	156	46.484	191	31.721	202	255	25	0	1:41.125	21.817	156	46.918	187	32.390	196	256
7	0	1:40.043	21.739	156	46.513	192	31.791	204	254	26	0	1:42.313	22.544	157	46.900	190	32.869	200	259
8	0	1:40.338	21.835	157	46.625	189	31.878	202	254	27	0	1:40.888	22.150	156	46.698	190	32.040	206	257
9	0	1:40.350	21.835	156	46.613	189	31.902	201	255	28	0	1:40.547	21.933	157	46.551	192	32.063	206	257
10	0	1:41.589	21.920	156	46.988	188	32.681	199	252	29	0	1:40.481	21.933	157	46.515	190	32.033	204	257
11	0	1:41.451	21.782	156	47.459	189	32.210	202	255	30	0	1:40.491	21.914	156	46.555	188	32.022	204	256
12	0	1:46.293	21.776	152	47.403	189	37.114		255	31	0	1:40.559	21.973	156	46.588	190	31.998	208	255
13	0	2:10.867	50.522	142	48.386	188	31.959	201	250	32	0	1:40.496	22.156	158	46.449	190	31.891	207	257
14	0	1:42.168	21.987	<b>158</b>	47.056	191	33.125	202	256	33	0	1:40.435	21.941	156	46.462	190	32.032	206	255
15	0	1:40.564	22.138	157	46.660	189	31.766	204	255	34	0	1:40.559	22.001	157	46.566	191	31.992	207	255
16	0	1:39.870	21.851	157	46.306	191	31.713	204	255	35	0	1:40.286	21.942	157	46.380	192	31.964	208	257
17	0	<b>1:39.452</b>	21.604	157	<b>46.189</b>	191	<b>31.659</b>	204	257	36	0	1:41.498	22.332	157	47.045	189	32.121	204	251
18	0	1:39.902	21.692	158	46.344	192	31.866	203	257	37	0	1:40.804	21.955	156	46.559	190	32.290	207	256
19	0	1:41.216	22.159	158	46.856	190	32.201	203	<b>260</b>										
<b>22</b>		Lucas Auer								Mercedes-AMG Team MANN-FILTER							theoretical best time: 1:38.571		
1	0	1:43.277	24.872	151	46.876	191	31.529	203	254	20	0	1:38.845	21.682	160	45.856	192	<b>31.307</b>	204	258
2	0	1:39.598	21.831	159	46.193	191	31.574	202	256	21	0	<b>1:38.688</b>	21.527	160	<b>45.833</b>	192	31.328	204	258
3	0	1:39.373	21.799	159	46.093	191	31.481	204	256	22	0	1:39.604	<b>21.431</b>	160	46.547	191	31.626	204	258
4	0	1:38.984	21.658	160	45.934	<b>193</b>	31.392	203	257	23	0	1:39.227	21.595	160	46.069	192	31.563	204	258
5	0	1:38.969	21.637	159	45.946	192	31.386	203	257	24	0	1:39.134	21.592	160	45.956	192	31.586	204	259
6	0	1:39.233	21.617	159	45.991	190	31.625	202	257	25	0	1:39.863	21.654	160	46.549	189	31.660	204	258
7	0	1:39.220	21.642	159	46.031	192	31.547	204	257	26	0	1:39.352	21.602	159	46.077	191	31.673	202	258
8	0	1:39.301	21.598	159	46.105	192	31.598	202	257	27	0	1:39.223	21.566	159	46.112	192	31.545	204	258
9	0	1:39.751	21.717	157	46.231	191	31.803	202	258	28	0	1:39.111	21.574	159	46.032	191	31.505	204	259
10	0	1:39.714	21.748	158	46.278	191	31.688	203	257	29	0	1:39.265	21.635	160	46.081	190	31.549	<b>205</b>	<b>260</b>
11	0	1:40.098	21.689	158	46.471	190	31.938	202	257	30	0	1:39.834	21.600	160	46.846	192	31.388	203	259
12	0	1:39.943	21.778	159	46.297	190	31.868	202	258	31	0	1:39.661	21.800	160	45.946	190	31.915	204	259
13	0	1:39.880	21.735	158	46.326	190	31.819	202	257	32	0	1:39.253	21.765	160	45.938	192	31.550	204	259
14	0	1:39.866	21.805	158	46.283	190	31.778	204	257	33	0	1:39.633	21.585	161	46.203	191	31.845	202	259
15	0	1:39.938	21.813	158	46.299	190	31.826	202	258	34	0	1:39.395	21.796	160	46.019	190	31.580	203	259
16	0	1:39.788	21.783	159	46.228	191	31.777	203	258	35	0	1:39.469	21.734	158	46.075	192	31.660	203	258
17	0	1:44.295	21.609	159	45.996	192	36.690		257	36	0	1:39.585	21.823	159	46.082	192	31.680	204	259
18	0	2:10.122	49.846	150	47.999	188	32.277	195	252	37	0	1:39.517	21.742	159	46.060	191	31.715	204	259
19	0	1:40.571	22.680	<b>162</b>	46.298	191	31.593	204	257										



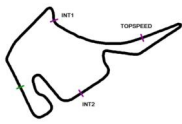
Sector List

Lap Id	Time	SE1	SP1	SE2	SP2	SE3	SP3	TSP	Lap Id	Time	SE1	SP1	SE2	SP2	SE3	SP3	TSP
--------	------	-----	-----	-----	-----	-----	-----	-----	--------	------	-----	-----	-----	-----	-----	-----	-----

25  Ben Dörr  Dörr Motorsport <span style="float: right;">theoretical best time: 1:39.360</span>																			
1	0	1:49.650	27.480	147	48.528	186	33.642	199	258	20	0	1:40.042	22.004	160	46.364	192	31.674	203	255
2	0	1:42.420	22.438	158	47.301	188	32.681	201	255	21	0	1:39.646	21.813	161	46.192	191	31.641	203	256
3	0	1:42.055	22.201	153	47.359	188	32.495	201	258	22	0	1:39.884	22.104	160	46.088	192	31.692	203	256
4	0	1:42.330	22.085	156	47.350	180	32.895	201	252	23	0	1:39.613	21.840	161	46.289	192	31.484	203	256
5	0	1:40.779	22.017	157	46.647	190	32.115	201	255	24	0	1:39.869	21.788	160	46.329	192	31.752	204	256
6	0	1:41.109	22.106	158	46.704	189	32.299	200	255	25	0	1:40.302	22.068	160	46.439	191	31.795	203	255
7	0	1:41.542	22.261	158	46.920	188	32.361	201	255	26	0	1:40.627	22.079	160	46.539	192	32.009	202	257
8	0	1:41.500	22.435	157	46.901	188	32.164	201	256	27	0	1:40.430	22.071	161	46.481	191	31.878	203	257
9	0	1:40.929	22.207	158	46.764	189	31.958	203	257	28	0	1:40.554	22.101	160	46.486	187	31.967	203	256
10	0	1:41.402	22.289	159	46.780	189	32.333	200	255	29	0	1:40.344	22.101	160	46.411	192	31.832	202	257
11	0	1:41.631	22.333	158	46.988	188	32.310	202	255	30	0	1:40.514	22.068	160	46.477	191	31.969	202	256
12	0	1:41.759	22.309	159	46.978	188	32.472	200	255	31	0	1:40.531	21.973	160	46.615	189	31.943	202	256
13	0	1:41.731	22.377	158	47.097	189	32.257	202	255	32	0	1:41.093	22.392	160	46.732	191	31.969	203	255
14	0	1:41.871	22.443	158	46.981	188	32.447	202	254	33	0	1:40.682	22.144	160	46.512	191	32.026	202	257
15	0	1:41.706	22.347	158	47.014	189	32.345	202	254	34	0	1:40.405	21.882	161	46.578	191	31.945	202	256
16	0	1:42.082	22.672	154	47.167	190	32.243	201	255	35	0	1:41.071	22.086	160	46.855	190	32.130	201	257
17	0	1:47.316	22.214	159	47.476	186	37.626		255	36	0	1:41.281	22.280	160	46.673	192	32.328	191	256
18	0	2:36.044	1:13.533	129	49.669	184	32.842	201	248	37	0	1:42.363	22.717	159	47.130	189	32.516	198	256
19	0	1:40.836	22.319	159	46.505	190	32.012	202	254										

31  Sheldon van der Linde  Schubert Motorsport <span style="float: right;">theoretical best time: 1:38.978</span>																			
1	0	1:50.245	28.332	147	48.371	190	33.542	201	264	20	0	2:11.090	49.471	132	48.908	186	32.711	202	254
2	0	1:42.076	22.596	156	47.120	189	32.360	203	258	21	0	1:39.980	21.979	160	46.127	192	31.874	205	260
3	0	1:40.288	22.137	160	46.266	191	31.885	206	262	22	0	1:39.483	21.681	160	46.042	193	31.760	204	260
4	0	1:40.356	21.727	160	46.354	193	32.275	202	264	23	0	1:39.119	21.522	161	45.895	193	31.702	211	262
5	0	1:40.364	21.726	160	46.341	193	32.297	202	262	24	0	1:39.958	21.692	157	46.437	192	31.829	205	262
6	0	1:40.947	21.881	160	46.492	191	32.574	203	262	25	0	1:39.739	21.670	160	45.950	194	32.119	210	260
7	0	1:41.568	21.957	160	47.220	191	32.391	202	264	26	0	1:39.751	22.075	160	46.012	193	31.664	205	260
8	0	1:40.452	21.788	160	46.494	190	32.170	202	262	27	0	1:39.221	21.618	161	45.904	192	31.699	205	262
9	0	1:40.104	21.672	159	46.354	192	32.078	205	262	28	0	1:39.200	21.718	160	45.843	195	31.639	207	261
10	0	1:41.117	21.789	159	46.356	189	32.972	202	262	29	0	1:39.286	21.644	161	45.862	194	31.780	206	262
11	0	1:40.314	21.856	158	46.441	191	32.017	202	260	30	0	1:39.212	21.696	160	45.903	194	31.613	206	261
12	0	1:40.337	21.731	159	46.392	190	32.214	203	261	31	0	1:39.295	21.649	159	45.970	195	31.676	215	261
13	0	1:40.243	21.947	160	46.227	192	32.069	204	259	32	0	1:39.468	21.677	160	46.060	194	31.731	206	261
14	0	1:40.051	21.831	159	46.215	192	32.005	202	259	33	0	1:39.548	21.769	159	46.102	194	31.677	202	261
15	0	1:40.210	21.823	160	46.469	192	31.918	205	258	34	0	1:39.492	21.697	160	46.068	194	31.727	212	262
16	0	1:39.858	21.849	160	46.171	192	31.838	203	258	35	0	1:39.441	21.694	159	46.027	193	31.720	209	263
17	0	1:39.664	21.802	160	46.136	192	31.726	202	258	36	0	1:39.763	21.770	160	46.140	193	31.853	207	262
18	0	1:39.762	21.751	160	46.184	192	31.827	204	258	37	0	1:39.782	21.739	160	46.114	195	31.929	210	262
19	0	1:44.826	21.801	160	46.072	193	36.953		258										





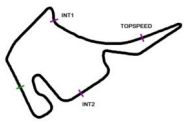
Sector List

Lap Id	Time	SE1	SP1	SE2	SP2	SE3	SP3	TSP	Lap Id	Time	SE1	SP1	SE2	SP2	SE3	SP3	TSP		
<b>33</b>		Rene Rast								Schubert Motorsport							theoretical best time: 1:38.672		
1	0	1:49.294	27.836	148	48.319	188	33.139	202	<b>268</b>	20	0	1:39.055	21.632	160	45.902	194	31.521	201	259
2	0	1:40.958	22.230	<b>163</b>	46.425	191	32.303	201	259	21	0	1:38.923	21.628	160	45.827	<b>194</b>	31.468	206	260
3	0	1:40.005	21.849	160	46.201	194	31.955	202	260	22	0	1:39.151	21.701	159	45.862	192	31.588	204	260
4	0	1:39.718	21.815	160	46.171	193	31.732	202	258	23	0	1:39.104	21.692	159	45.852	194	31.560	202	260
5	0	1:39.815	21.757	160	46.132	193	31.926	202	261	24	0	1:39.116	21.662	160	45.866	193	31.588	<b>207</b>	261
6	0	1:40.383	22.136	159	46.183	192	32.064	202	260	25	0	1:39.393	21.812	159	46.012	192	31.569	204	260
7	0	1:40.525	21.929	158	46.275	194	32.321	204	260	26	0	1:39.327	21.735	159	46.020	194	31.572	201	260
8	0	1:40.251	21.902	160	46.285	192	32.064	204	261	27	0	1:39.508	21.717	160	46.110	193	31.681	202	261
9	0	1:40.065	21.796	160	46.252	191	32.017	203	260	28	0	1:39.676	21.729	158	46.149	191	31.798	205	260
10	0	1:40.094	21.811	159	46.321	191	31.962	203	259	29	0	1:39.796	21.847	159	46.242	192	31.707	204	260
11	0	1:40.598	21.886	159	46.411	190	32.301	203	260	30	0	1:39.644	21.765	158	46.112	193	31.767	201	261
12	0	1:40.249	21.836	159	46.388	191	32.025	204	261	31	0	1:39.826	21.768	160	46.262	191	31.796	203	261
13	0	1:40.542	22.051	159	46.377	190	32.114	203	259	32	0	1:39.704	21.810	160	46.065	193	31.829	206	262
14	0	1:40.003	21.869	159	46.330	193	31.804	201	259	33	0	1:39.830	21.862	158	46.119	192	31.849	204	260
15	0	1:45.278	21.819	159	46.339	192	37.120		259	34	0	1:39.781	21.841	158	46.203	192	31.737	202	261
16	0	2:10.595	50.320	151	47.772	191	32.503	203	254	35	0	1:39.953	21.797	157	46.265	193	31.891	205	260
17	0	1:39.789	21.981	161	46.136	192	31.672	203	259	36	0	1:40.087	21.885	159	46.303	192	31.899	204	260
18	0	1:39.110	21.665	162	45.982	193	31.463	205	259	37	0	1:40.250	21.889	160	46.224	191	32.137	204	261
19	0	<b>1:38.672</b>	<b>21.564</b>	160	<b>45.670</b>	194	<b>31.438</b>	202	259										

Lap Id	Time	SE1	SP1	SE2	SP2	SE3	SP3	TSP	Lap Id	Time	SE1	SP1	SE2	SP2	SE3	SP3	TSP		
<b>36</b>		Arjun Maini								Mercedes-AMG Team HRT							theoretical best time: 1:38.834		
1	0	1:49.068	26.849	145	48.713	189	33.506	199	252	20	0	1:39.216	21.777	159	46.048	<b>193</b>	<b>31.391</b>	203	257
2	0	1:41.519	22.298	158	47.116	191	32.105	200	255	21	0	1:39.085	21.599	159	46.031	192	31.455	203	256
3	0	1:40.355	22.052	159	46.411	191	31.892	201	257	22	0	<b>1:38.939</b>	21.537	159	<b>45.908</b>	192	31.494	205	257
4	0	1:40.274	21.867	160	46.321	191	32.086	203	256	23	0	1:39.041	21.556	159	46.033	193	31.452	207	257
5	0	1:40.243	21.902	158	46.589	191	31.752	201	257	24	0	1:39.057	21.626	160	45.941	192	31.490	202	257
6	0	1:39.589	21.636	159	46.122	191	31.831	201	257	25	0	1:39.389	21.670	159	46.164	192	31.555	202	257
7	0	1:40.104	21.684	159	46.240	191	32.180	203	<b>258</b>	26	0	1:39.441	21.820	159	46.103	192	31.518	203	257
8	0	1:40.485	21.925	157	46.431	190	32.129	202	257	27	0	1:39.504	21.693	158	46.134	192	31.677	204	258
9	0	1:40.143	21.782	158	46.311	190	32.050	201	258	28	0	1:39.610	21.754	160	46.158	191	31.698	204	257
10	0	1:40.048	21.734	159	46.338	190	31.976	201	258	29	0	1:39.448	21.669	159	46.077	192	31.702	200	258
11	0	1:40.431	21.794	159	46.380	190	32.257	201	258	30	0	1:39.345	21.638	159	46.095	192	31.612	207	258
12	0	1:41.058	21.849	157	46.525	192	32.684	199	257	31	0	1:39.693	21.871	159	46.175	191	31.647	202	257
13	0	1:45.344	21.729	158	46.407	191	37.208		256	32	0	1:39.666	21.754	159	46.162	191	31.750	205	257
14	0	2:11.789	50.689	150	48.134	184	32.966	202	252	33	0	1:39.643	21.886	160	46.105	191	31.652	<b>209</b>	257
15	0	1:40.210	21.973	158	46.536	191	31.701	202	254	34	0	1:39.673	21.774	<b>160</b>	46.219	191	31.680	206	258
16	0	1:39.184	<b>21.535</b>	159	46.175	192	31.474	204	255	35	0	1:39.821	21.906	159	46.140	192	31.775	203	258
17	0	1:39.416	21.671	159	46.082	192	31.663	206	256	36	0	1:39.937	21.772	160	46.259	191	31.906	206	257
18	0	1:40.459	21.695	159	46.319	192	32.445	201	258	37	0	1:40.074	21.947	160	46.235	191	31.892	201	257
19	0	1:39.234	21.680	159	46.081	192	31.473	202	256										

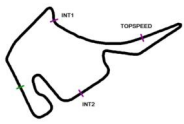






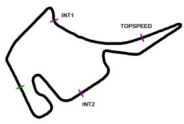
### Sector List

Lap Id	Time	SE1	SP1	SE2	SP2	SE3	SP3	TSP	Lap Id	Time	SE1	SP1	SE2	SP2	SE3	SP3	TSP				
<b>63</b>		Franck Perera								Lamborghini Team TGI by GRT							theoretical best time: 1:39.350				
1	0	1:48.714	27.183	151	48.221	186	33.310	200	255	18	0	1:39.442	21.773	158	46.058	191	31.611	204	258		
2	0	1:42.800	22.349	157	47.876	190	32.575	200	256	19	0	1:39.551	21.786	159	46.127	192	31.638	203	257		
3	0	1:40.246	21.803	157	46.518	190	31.925	201	256	20	0	1:39.769	21.894	159	46.272	192	31.603	204	257		
4	0	1:40.267	21.714	157	46.677	190	31.876	203	257	21	0	1:39.971	21.690	159	46.282	191	31.999	201	257		
5	0	1:40.701	21.824	156	46.561	189	32.316	202	258	22	0	1:40.178	21.964	157	46.492	191	31.722	204	257		
6	0	1:40.893	21.829	157	46.721	190	32.343	201	258	23	0	1:39.760	21.767	159	46.247	191	31.746	205	257		
7	0	1:41.282	21.925	157	47.294	190	32.063	202	257	24	0	1:40.062	22.007	158	46.226	191	31.829	206	258		
8	0	1:40.295	21.838	157	46.558	191	31.899	203	256	25	0	1:40.534	22.142	159	46.538	190	31.854	210	257		
9	0	1:40.286	<b>21.689</b>	157	46.618	191	31.979	202	257	26	0	1:40.274	21.959	159	46.461	191	31.854	203	<b>258</b>		
10	0	1:42.843	21.756	157	46.747	191	34.340	192	257	27	0	1:40.415	21.949	159	46.604	189	31.862	207	257		
11	0	1:41.410	22.280	155	46.912	190	32.218	200	258	28	0	1:40.173	21.857	159	46.423	191	31.893	209	258		
12	0	1:40.656	21.966	157	46.633	191	32.057	202	258	29	0	1:40.466	21.976	158	46.470	190	32.020	205	258		
13	0	1:45.611	21.878	157	46.649	191	37.084		257	30	0	1:41.062	22.478	159	46.669	190	31.915	209	257		
14	0	2:15.897	53.930	151	48.994	184	32.973	202	254	31	0	1:40.409	22.151	159	46.408	190	31.850	210	257		
15	0	1:41.701	22.696	152	47.154	188	31.851	204	252	32	0	1:40.249	22.021	159	46.476	191	31.752	<b>211</b>	257		
16	0	1:39.922	21.897	<b>159</b>	46.372	<b>192</b>	31.653	203	257	33	0	1:50.960	22.169	159	47.935	189	40.856		257		
17	0	1:39.754	21.752	159	46.270	191	31.732	201	257												
<b>69</b>		Thierry Vermeulen								EMIL FREY RACING							theoretical best time: 1:38.782				
1	1	1:50.239	27.997	147	48.526	185	33.716	197	262	20	1	1:39.761	21.747	160	46.291	192	31.723	202	258		
2	1	1:42.841	22.656	158	47.495	187	32.690	200	260	21	1	1:39.857	21.721	158	46.280	191	31.856	203	259		
3	1	1:41.634	21.968	160	47.085	189	32.581	202	<b>264</b>	22	1	1:40.085	21.763	160	46.525	189	31.797	202	260		
4	1	1:40.226	21.867	160	46.468	192	31.891	202	259	23	1	1:39.190	<b>21.521</b>	159	<b>45.971</b>	192	31.698	202	260		
5	1	1:39.736	21.636	157	46.254	192	31.846	204	258	24	1	1:39.638	21.661	159	46.112	193	31.865	202	259		
6	1	1:40.953	21.873	158	46.768	189	32.312	204	260	25	1	1:39.523	21.645	157	46.112	193	31.766	207	258		
7	1	1:41.176	21.824	157	46.767	190	32.585	201	261	26	1	1:40.714	21.898	158	46.397	191	32.419	203	260		
8	1	1:40.723	22.109	158	46.390	190	32.224	202	262	27	1	1:39.914	21.771	158	46.257	192	31.886	206	259		
9	1	1:40.142	21.742	159	46.416	191	31.984	204	259	28	1	1:40.006	21.954	159	46.209	192	31.843	205	258		
10	1	1:40.380	21.756	157	46.428	192	32.196	202	258	29	1	1:39.895	21.895	158	46.246	191	31.754	201	259		
11	1	1:40.778	22.083	156	46.594	191	32.101	202	260	30	1	1:39.987	21.913	159	46.241	192	31.833	198	258		
12	1	1:45.537	21.864	157	46.500	191	37.173		258	31	1	1:39.948	21.803	159	46.336	191	31.809	207	257		
13	1	2:13.904	53.159	143	48.583	188	32.162	200	244	32	1	1:40.014	21.845	159	46.299	192	31.870	205	258		
14	1	1:39.583	21.790	<b>160</b>	46.409	192	31.384	205	256	33	1	1:39.979	21.873	158	46.382	191	31.724	204	258		
15	1	1:39.117	21.639	160	46.188	193	<b>31.290</b>	201	256	34	1	1:40.217	22.039	158	46.307	191	31.871	206	258		
16	1	<b>1:39.026</b>	21.603	159	45.986	<b>194</b>	31.437	204	257	35	1	1:40.049	21.865	159	46.356	190	31.828	198	258		
17	1	1:39.625	21.570	159	46.319	190	31.736	206	258	36	1	1:39.843	21.774	160	46.380	193	31.689	<b>208</b>	258		
18	1	1:40.493	21.711	159	46.465	193	32.317	202	260	37	1	1:40.097	21.848	159	46.355	192	31.894	205	258		
19	1	1:39.416	21.702	158	46.179	192	31.535	202	259												



### Sector List

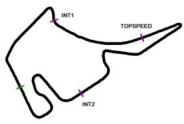
Lap Id	Time	SE1	SP1	SE2	SP2	SE3	SP3	TSP	Lap Id	Time	SE1	SP1	SE2	SP2	SE3	SP3	TSP		
<b>71</b>		<b>Maximilian Paul</b>								<b>Paul Motorsport</b>							<b>theoretical best time: 1:39.126</b>		
1	0	1:50.443	28.146	151	48.811	187	33.486	199	258	20	0	1:39.391	21.819	159	46.085	191	31.487	204	256
2	0	1:42.338	22.631	160	47.147	187	32.560	201	<b>260</b>	21	0	1:39.307	<b>21.615</b>	158	46.135	191	31.557	204	255
3	0	1:40.575	21.919	159	46.597	190	32.059	202	258	22	0	1:39.294	21.624	159	46.062	191	31.608	204	257
4	0	1:40.062	21.701	156	46.513	190	31.848	201	257	23	0	<b>1:39.241</b>	21.649	160	46.062	191	31.530	203	257
5	0	1:40.407	21.805	156	46.527	190	32.075	201	257	24	0	1:39.435	21.728	159	<b>46.050</b>	192	31.657	202	257
6	0	1:41.453	21.912	156	47.384	187	32.157	202	257	25	0	1:39.925	21.931	<b>160</b>	46.156	189	31.838	204	257
7	0	1:41.424	21.882	156	46.785	188	32.757	199	257	26	0	1:40.838	22.022	159	46.894	191	31.922	203	255
8	0	1:41.138	21.925	157	47.022	191	32.191	201	257	27	0	1:40.237	21.841	158	46.413	188	31.983	203	258
9	0	1:40.595	21.921	156	46.613	189	32.061	202	257	28	0	1:40.180	21.855	160	46.328	190	31.997	202	258
10	0	1:40.556	21.698	157	46.579	189	32.279	201	257	29	0	1:40.123	21.806	158	46.420	189	31.897	203	258
11	0	1:41.163	22.079	156	46.883	190	32.201	202	258	30	0	1:40.057	21.866	159	46.270	190	31.921	202	256
12	0	1:40.843	21.964	155	46.764	188	32.115	202	256	31	0	1:40.355	21.807	160	46.586	191	31.962	202	257
13	0	1:45.808	21.841	156	46.805	189	37.162		255	32	0	1:40.469	22.000	160	46.358	190	32.111	202	256
14	0	2:14.634	52.396	147	49.302	185	32.936	201	250	33	0	1:40.402	21.879	159	46.544	189	31.979	203	257
15	0	1:40.743	22.285	159	46.696	191	31.762	<b>204</b>	253	34	0	1:40.489	21.946	159	46.445	191	32.098	203	257
16	0	1:39.714	21.930	160	46.323	191	<b>31.461</b>	204	254	35	0	1:40.358	21.800	159	46.531	188	32.027	204	257
17	0	1:39.405	21.739	159	46.112	192	31.554	204	255	36	0	1:40.905	21.865	157	46.883	188	32.157	203	256
18	0	1:39.422	21.691	160	46.181	192	31.550	203	255	37	0	1:40.649	22.155	158	46.386	190	32.108	203	257
19	0	1:39.279	21.631	160	46.071	<b>192</b>	31.577	203	255										
<b>85</b>		<b>Clemens Schmid</b>								<b>Dörr Motorsport</b>							<b>theoretical best time: 1:39.390</b>		
1	0	1:53.754	34.443	157	47.216	190	32.095	203	254	20	0	1:39.802	21.760	160	46.213	192	31.829	203	258
2	0	1:40.711	22.168	159	46.732	190	31.811	203	257	21	0	1:40.873	21.711	158	46.322	193	32.840	202	257
3	0	1:40.696	21.663	160	46.660	192	32.373	201	257	22	0	1:39.981	21.889	158	46.354	<b>193</b>	31.738	204	258
4	0	1:40.618	21.895	159	46.797	189	31.926	202	<b>260</b>	23	0	1:39.869	21.752	160	46.232	192	31.885	202	258
5	0	1:40.325	21.863	158	46.455	191	32.007	202	255	24	0	1:40.201	21.851	158	46.394	193	31.956	201	257
6	0	1:40.475	21.776	157	46.604	192	32.095	202	256	25	0	1:40.330	22.004	160	46.421	193	31.905	202	257
7	0	1:41.270	21.840	158	46.671	189	32.759	165	258	26	0	1:40.366	22.010	158	46.371	193	31.985	202	259
8	0	1:42.145	23.339	158	46.656	191	32.150	201	255	27	0	1:40.260	21.921	159	46.366	191	31.973	203	258
9	0	1:40.829	21.996	158	46.584	191	32.249	201	256	28	0	1:40.269	21.936	157	46.460	193	31.873	203	258
10	0	1:40.691	21.961	159	46.607	191	32.123	202	255	29	0	1:40.814	21.885	158	46.485	192	32.444	200	258
11	0	1:40.832	21.999	156	46.585	191	32.248	199	257	30	0	1:42.216	22.980	158	46.944	189	32.292	202	259
12	0	1:46.192	22.043	157	46.660	191	37.489		257	31	0	1:41.035	22.191	159	46.589	191	32.255	202	260
13	0	2:12.504	52.049	150	48.052	187	32.403	202	249	32	0	1:41.045	22.148	160	46.610	190	32.287	201	259
14	0	1:41.014	22.463	<b>161</b>	46.458	191	32.093	204	257	33	0	1:41.063	22.123	158	46.582	191	32.358	204	259
15	0	1:40.825	22.554	157	46.590	191	31.681	204	255	34	0	1:40.998	22.070	159	46.685	191	32.243	203	258
16	0	1:39.535	21.666	160	46.230	193	<b>31.639</b>	<b>205</b>	257	35	0	1:41.043	22.119	159	46.660	191	32.264	202	258
17	0	<b>1:39.438</b>	<b>21.614</b>	160	46.158	191	31.666	204	257	36	0	1:40.854	22.051	158	46.672	192	32.131	202	259
18	0	1:39.538	21.666	161	46.152	192	31.720	202	258	37	0	1:40.654	21.959	158	46.588	191	32.107	202	258
19	0	1:39.711	21.901	161	<b>46.137</b>	192	31.673	204	257										



### Sector List

Lap Id	Time	SE1	SP1	SE2	SP2	SE3	SP3	TSP	Lap Id	Time	SE1	SP1	SE2	SP2	SE3	SP3	TSP		
<b>90</b>		Ayhancan Güven								<b>Manthey EMA</b>	theoretical best time: 1:38.897								
1	0	1:44.622	25.473	151	47.248	189	31.901	200	254	20	0	1:39.139	21.651	159	46.115	191	31.373	202	254
2	0	1:39.853	21.827	157	46.437	191	31.589	201	253	21	0	<b>1:39.031</b>	21.599	159	46.044	191	31.388	202	254
3	0	1:39.495	21.646	158	46.404	191	31.445	<b>203</b>	252	22	0	1:39.112	21.644	159	46.142	191	<b>31.326</b>	202	254
4	0	1:39.265	21.594	158	46.203	191	31.468	201	254	23	0	1:39.033	21.585	159	46.065	<b>192</b>	31.383	202	255
5	0	1:39.242	<b>21.537</b>	157	46.197	191	31.508	202	254	24	0	1:39.202	21.621	158	46.109	191	31.472	203	255
6	0	1:39.420	21.658	157	46.235	191	31.527	202	253	25	0	1:39.541	21.705	159	46.276	191	31.560	202	255
7	0	1:39.481	21.616	157	46.351	190	31.514	203	254	26	0	1:39.299	21.614	159	46.183	191	31.502	202	<b>255</b>
8	0	1:39.578	21.708	158	46.307	191	31.563	202	252	27	0	1:39.403	21.788	159	46.092	191	31.523	201	255
9	0	1:39.529	21.622	158	46.335	190	31.572	201	254	28	0	1:39.344	21.675	<b>160</b>	46.047	191	31.622	202	255
10	0	1:39.704	21.709	158	46.439	190	31.556	201	252	29	0	1:39.634	21.836	159	46.218	191	31.580	202	255
11	0	1:39.626	21.668	158	46.365	190	31.593	202	252	30	0	1:39.964	21.880	159	46.353	189	31.731	200	255
12	0	1:39.783	21.699	157	46.424	189	31.660	201	253	31	0	1:39.679	21.824	159	46.296	190	31.559	202	255
13	0	1:39.906	21.724	157	46.487	189	31.695	201	252	32	0	1:39.500	21.717	159	46.103	191	31.680	202	255
14	0	1:39.790	21.806	157	46.409	190	31.575	202	252	33	0	1:39.614	21.756	159	46.225	190	31.633	202	254
15	0	1:44.646	21.814	158	46.406	191	36.426		253	34	0	1:39.715	21.842	158	46.195	190	31.678	202	255
16	0	2:11.398	50.936	151	48.253	188	32.209	201	246	35	0	1:39.814	21.870	159	46.338	190	31.606	203	255
17	0	1:39.604	21.970	158	46.291	190	31.343	203	253	36	0	1:39.749	21.770	159	46.238	191	31.741	202	254
18	0	1:39.056	21.671	159	<b>46.034</b>	191	31.351	203	253	37	0	1:40.429	22.008	159	46.469	192	31.952	201	254
19	0	1:39.066	21.693	159	46.036	192	31.337	203	254										
<b>91</b>		Thomas Preining								<b>Manthey EMA</b>	theoretical best time: 1:39.480								
1	0	1:47.944	26.294	141	48.654	187	32.996	199	250	20	0	1:39.738	21.767	156	46.294	191	31.677	201	254
2	0	1:41.293	22.251	157	47.146	187	31.896	201	254	21	0	1:39.918	<b>21.681</b>	157	46.398	190	31.839	201	254
3	0	1:40.577	21.839	157	46.935	189	31.803	201	253	22	0	1:41.015	21.786	157	47.079	184	32.150	201	254
4	0	1:40.941	21.908	156	47.060	187	31.973	201	247	23	0	1:40.209	21.919	156	46.484	189	31.806	202	252
5	0	1:41.496	21.904	156	47.522	187	32.070	199	253	24	0	1:39.940	21.729	157	46.350	191	31.861	199	252
6	0	1:40.469	21.760	156	46.736	189	31.973	199	252	25	0	1:40.243	21.768	157	46.496	190	31.979	199	251
7	0	1:40.420	21.903	156	46.679	189	31.838	199	252	26	0	1:40.631	22.123	156	46.723	190	31.785	201	254
8	0	1:40.228	21.886	156	46.504	190	31.838	201	252	27	0	1:40.327	21.981	156	46.455	190	31.891	201	252
9	0	1:41.246	21.954	155	47.143	188	32.149	200	252	28	0	1:40.177	21.878	157	46.441	189	31.858	201	254
10	0	1:40.635	22.020	156	46.698	187	31.917	200	251	29	0	1:40.051	21.921	157	46.278	190	31.852	201	254
11	0	1:40.713	21.947	155	46.769	188	31.997	201	252	30	0	1:40.213	21.730	158	46.383	189	32.100	200	254
12	0	1:40.530	21.894	155	46.749	189	31.887	199	251	31	0	1:40.263	21.849	157	46.383	191	32.031	200	252
13	0	1:40.605	21.947	156	46.694	188	31.964	199	251	32	0	1:40.642	21.945	157	46.594	189	32.103	201	254
14	0	1:45.800	21.971	156	46.765	188	37.064		250	33	0	1:40.322	21.804	158	46.481	189	32.037	199	252
15	0	2:11.355	49.936	138	48.567	186	32.852	197	244	34	0	1:40.594	21.890	158	46.516	189	32.188	198	<b>255</b>
16	0	1:40.670	22.180	154	46.554	189	31.936	201	252	35	0	1:40.205	21.798	156	46.416	190	31.991	202	255
17	0	1:40.321	21.765	157	46.862	190	31.694	201	251	36	0	1:39.936	21.986	<b>159</b>	46.318	190	31.632	<b>202</b>	251
18	0	1:39.879	21.697	157	46.483	<b>191</b>	31.699	201	251	37	0	<b>1:39.578</b>	21.779	157	<b>46.220</b>	190	<b>31.579</b>	201	253
19	0	1:39.981	21.868	156	46.429	190	31.684	200	252										





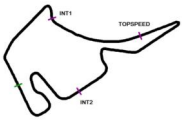
### Sector List

Lap Id	Time	SE1	SP1	SE2	SP2	SE3	SP3	TSP	Lap Id	Time	SE1	SP1	SE2	SP2	SE3	SP3	TSP
--------	------	-----	-----	-----	-----	-----	-----	-----	--------	------	-----	-----	-----	-----	-----	-----	-----

92  Mirko Bortolotti									SSR Performance									theoretical best time: 1:38.697								
1	0	1:44.923	26.029	150	47.148	190	31.746	204	255	20	0	1:38.793	21.636	159	45.759	195	31.398	206	258							
2	0	1:40.229	22.039	158	46.477	192	31.713	202	257	21	0	1:38.929	21.618	160	45.778	193	31.533	206	259							
3	0	1:39.609	21.782	159	46.252	192	31.575	203	257	22	0	1:39.094	21.541	160	46.022	193	31.531	206	258							
4	0	1:39.299	21.724	160	46.055	193	31.520	205	257	23	0	1:39.178	21.671	159	45.999	194	31.508	205	259							
5	0	1:39.169	21.584	159	45.995	192	31.590	205	257	24	0	1:38.995	21.643	160	45.821	193	31.531	205	259							
6	0	1:39.461	21.694	159	46.159	192	31.608	204	257	25	0	1:39.408	21.622	160	45.940	192	31.846	205	258							
7	0	1:39.502	21.601	159	46.165	192	31.736	204	257	26	0	1:39.389	21.735	160	46.043	193	31.611	205	258							
8	0	1:39.648	21.655	159	46.192	192	31.801	202	257	27	0	1:39.642	21.996	159	46.055	193	31.591	206	259							
9	0	1:39.583	21.756	159	46.163	192	31.664	204	257	28	0	1:39.590	21.809	160	46.093	192	31.688	204	258							
10	0	1:39.413	21.638	159	46.127	192	31.648	203	257	29	0	1:39.503	21.833	160	46.064	193	31.606	205	260							
11	0	1:39.828	21.807	158	46.328	192	31.693	204	257	30	0	1:39.528	21.769	159	46.079	193	31.680	205	259							
12	0	1:39.665	21.746	158	46.282	192	31.637	204	257	31	0	1:39.507	21.758	159	46.027	192	31.722	206	259							
13	0	1:39.834	21.822	159	46.275	190	31.737	204	257	32	0	1:39.881	21.777	159	46.286	191	31.818	204	260							
14	0	1:44.546	21.820	158	46.356	191	36.370		257	33	0	1:39.605	21.809	160	46.121	192	31.675	206	259							
15	0	2:12.907	52.225	136	48.649	190	32.033	202	250	34	0	1:39.645	21.775	160	46.085	192	31.785	206	260							
16	0	1:39.842	21.802	160	46.355	194	31.685	203	256	35	0	1:39.936	21.831	160	46.256	191	31.849	204	259							
17	0	1:40.650	21.747	160	46.981	188	31.922	203	256	36	0	1:39.640	21.708	159	46.195	191	31.737	204	260							
18	0	1:38.934	21.613	160	45.865	193	31.456	205	257	37	0	1:39.828	21.786	160	46.100	193	31.942	203	258							
19	0	1:38.949	21.595	159	45.957	193	31.397	206	258																	

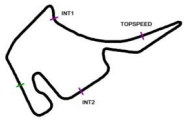
94  Nicki Thiim									SSR Performance									theoretical best time: 1:38.877								
1	0	1:48.265	26.680	140	48.379	188	33.206	200	255	20	0	1:39.434	21.974	157	45.988	192	31.472	204	257							
2	0	1:41.373	22.258	156	47.033	189	32.082	202	255	21	0	1:43.541	21.611	159	50.243	192	31.687	204	257							
3	0	1:39.676	21.774	158	46.071	191	31.831	201	255	22	0	1:39.173	21.619	158	45.860	192	31.694	203	257							
4	0	1:39.620	21.675	158	46.023	190	31.922	199	255	23	0	1:39.577	21.657	158	46.038	192	31.882	202	258							
5	0	1:39.938	21.862	157	46.032	192	32.044	201	257	24	0	1:39.535	21.605	157	46.204	193	31.726	204	257							
6	0	1:44.352	21.726	157	46.387	189	36.239	201	255	25	0	1:39.731	21.566	158	46.361	191	31.804	203	256							
7	0	1:40.467	21.923	157	46.547	189	31.997	203	257	26	0	1:39.266	21.653	158	46.052	192	31.561	203	256							
8	0	1:40.116	21.748	157	46.514	189	31.854	203	256	27	0	1:39.049	21.624	159	45.845	191	31.580	203	257							
9	0	1:39.997	21.846	156	46.360	190	31.791	202	255	28	0	1:39.324	21.682	158	46.063	193	31.579	202	257							
10	0	1:39.853	21.779	156	46.170	191	31.904	202	255	29	0	1:38.996	21.642	158	45.839	193	31.515	204	257							
11	0	1:40.060	21.883	157	46.202	189	31.975	202	256	30	0	1:39.448	21.772	159	46.005	190	31.671	202	257							
12	0	1:40.157	21.802	157	46.195	188	32.160	202	257	31	0	1:39.675	22.005	157	46.052	191	31.618	203	256							
13	0	1:40.138	21.851	157	46.282	189	32.005	203	256	32	0	1:39.575	21.880	158	46.015	192	31.680	203	257							
14	0	1:39.860	21.848	157	46.293	191	31.719	203	254	33	0	1:39.501	21.897	157	46.117	192	31.487	205	257							
15	0	1:39.679	21.659	157	46.166	190	31.854	202	255	34	0	1:39.451	21.742	158	45.885	192	31.824	203	257							
16	0	1:39.756	21.782	158	46.132	190	31.842	202	255	35	0	1:39.661	21.763	157	46.014	191	31.884	202	258							
17	0	1:44.384	21.772	157	46.287	190	36.325		255	36	0	1:39.610	21.849	157	46.119	191	31.642	204	257							
18	0	2:12.538	51.274	144	47.988	188	33.276	199	249	37	0	1:39.740	21.826	158	46.035	190	31.879	195	257							
19	0	1:40.166	22.130	153	46.423	191	31.613	204	260																	





### Sector List

Lap Id	Time	SE1	SP1	SE2	SP2	SE3	SP3	TSP	Lap Id	Time	SE1	SP1	SE2	SP2	SE3	SP3	TSP		
<b>130</b>		Maro Engel								Mercedes-AMG Team WINWARD							theoretical best time: 1:38.689		
1	0	1:45.906	26.397	146	47.582	188	31.927	202	258	20	0	1:38.886	21.664	162	45.841	191	31.381	205	258
2	0	1:39.795	21.873	160	46.282	190	31.640	204	256	21	<b>0</b>	<b>1:38.689</b>	<b>21.565</b>	162	<b>45.809</b>	192	<b>31.315</b>	204	258
3	0	1:39.522	21.738	160	46.252	191	31.532	204	255	22	0	1:38.936	21.593	161	45.915	192	31.428	205	258
4	0	1:39.523	21.767	160	46.170	191	31.586	203	257	23	0	1:39.029	21.737	<b>163</b>	45.864	192	31.428	205	259
5	0	1:39.242	21.602	160	46.117	192	31.523	204	257	24	0	1:39.047	21.733	161	45.913	191	31.401	205	258
6	0	1:39.626	21.794	160	46.295	191	31.537	202	255	25	0	1:39.307	21.619	162	46.128	191	31.560	204	258
7	0	1:39.287	21.717	160	46.125	192	31.445	<b>205</b>	257	26	0	1:39.507	21.723	162	46.141	191	31.643	204	259
8	0	1:39.535	21.716	160	46.302	192	31.517	204	256	27	0	1:39.441	21.952	161	46.010	191	31.479	205	259
9	0	1:39.769	21.698	160	46.292	190	31.779	204	257	28	0	1:39.491	21.816	161	46.089	190	31.586	204	258
10	0	1:39.658	21.775	160	46.224	191	31.659	204	257	29	0	1:39.445	21.893	161	46.013	190	31.539	205	<b>260</b>
11	0	1:39.676	21.734	160	46.222	190	31.720	203	257	30	0	1:39.604	21.918	161	46.070	191	31.616	204	259
12	0	1:40.069	21.883	160	46.386	189	31.800	202	257	31	0	1:39.781	21.868	161	46.184	190	31.729	204	259
13	0	1:44.924	21.821	160	46.402	189	36.701		257	32	0	1:39.787	21.964	161	46.144	190	31.679	204	259
14	0	2:11.831	50.817	130	48.590	188	32.424	202	251	33	0	1:39.720	21.814	161	46.204	191	31.702	204	258
15	0	1:39.793	21.936	161	46.249	191	31.608	202	256	34	0	1:39.733	21.911	161	46.112	190	31.710	205	258
16	0	1:39.641	21.632	161	46.362	192	31.647	205	257	35	0	1:39.703	21.878	162	46.181	191	31.644	204	259
17	0	1:39.637	21.736	161	46.355	191	31.546	204	258	36	0	1:39.909	21.809	161	46.271	191	31.829	204	258
18	0	1:38.914	21.668	162	45.866	192	31.380	204	257	37	0	1:40.105	21.893	160	46.247	191	31.965	203	259
19	0	1:38.907	21.648	161	45.913	<b>192</b>	31.346	203	257										

**Top speed list  
Provisional**

#	Name (NAT)	Team	Car name	Speed	Lap	Race time
33	Rene Rast	Schubert Motorsport (DEU)	BMW M4 GT3	268.65	1	40.773
31	Sheldon van der Linde	Schubert Motorsport (DEU)	BMW M4 GT3	264.70	1	41.255
11	Marco Wittmann	Schubert Motorsport (DEU)	BMW M4 GT3	264.05	2	2:25.052
69	Thierry Vermeulen	EMIL FREY RACING (CHE)	Ferrari 296 GT3	264.05	3	4:07.780
85	Clemens Schmid	Dörr Motorsport (DEU)	McLaren 720S GT3 Evo	260.86	4	5:49.941
7	Ricardo Feller	ABT Sportsline (DEU)	Audi R8 LMS GT3 EVO II	260.86	7	10:49.331
19	Luca Engstler	Lamborghini Team Liqui Moly by GRT (AUT)	Lamborghini Huracan GT3 EVO 2	260.86	19	31:25.367
4	Jules Gounon	Mercedes-AMG Team HRT (DEU)	Mercedes-AMG GT3	260.86	35	57:42.505
71	Maximilian Paul	Paul Motorsport (DEU)	Lamborghini Huracan GT3 EVO 2	260.24	2	2:25.885
94	Nicki Thiim	SSR Performance (DEU)	Lamborghini Huracan GT3 EVO 2	260.24	19	31:25.265
22	Lucas Auer	Mercedes-AMG Team MANN-FILTER (DEU)	Mercedes-AMG GT3	260.24	29	47:39.411
130	Maro Engel	Mercedes-AMG Team WINWARD (DEU)	Mercedes-AMG GT3	260.24	29	47:42.264
92	Mirko Bortolotti	SSR Performance (DEU)	Lamborghini Huracan GT3 EVO 2	260.24	29	47:43.616
25	Ben Dörr	Dörr Motorsport (DEU)	McLaren 720S GT3 Evo	258.99	1	40.644
36	Arjun Maini	Mercedes-AMG Team HRT (DEU)	Mercedes-AMG GT3	258.99	7	10:45.609
63	Franck Perera	Lamborghini Team TGI by GRT (AUT)	Lamborghini Huracan GT3 EVO 2	258.99	26	43:17.359
14	Jack Aitken	EMIL FREY RACING (CHE)	Ferrari 296 GT3	257.75	11	17:24.932
3	Kelvin van der Linde	ABT Sportsline (DEU)	Audi R8 LMS GT3 EVO II	256.53	30	49:18.378
90	Ayhancan Güven	Manthey EMA (DEU)	Porsche 911 GT3 R 992	255.92	26	42:42.702
91	Thomas Preining	Manthey EMA (DEU)	Porsche 911 GT3 R 992	255.31	34	56:33.696