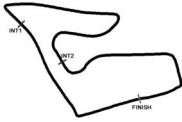


Lap Chart Provisional

Lap/Pl.	1	2	3	4	5	6	7	8	9	10	11	12	13	14	15	16	17	18	19	20
LAP 1	92	19	91	33	63	36	22	3	90	4	31	130	71	69	7	85	94	14	11	25
LAP 2	92	19	91	33	63	36	3	90	22	4	130	31	69	7	71	85	14	11	94	25
LAP 3	92	19	91	33	63	36	3	90	22	4	130	69	31	7	71	14	11	85	94	25
LAP 4	92	19	91	33	63	36	3	90	22	4	130	69	31	7	71	14	11	85	25	94
LAP 5	92	19	91	33	63	36	3	90	22	4	130	69	31	7	71	14	11	85	25	94
LAP 6	92	19	91	33	63	36	3	90	22	4	130	69	31	7	71	14	11	85	25	94
LAP 7	92	19	91	33	63	36	3	90	22	4	130	31	69	7	71	14	11	85	25	94
LAP 8	92	19	91	33	63	36	3	90	22	4	130	31	69	7	71	14	11	85	25	94
LAP 9	92	19	91	33	63	36	3	90	22	4	130	31	69	7	71	14	11	85	25	94
LAP 10	92	19	91	33	63	36	3	90	22	4	31	130	69	7	71	14	11	85	25	94
LAP 11	92	19	33	91	63	36	3	90	22	4	31	130	69	7	71	14	11	85	25	94
LAP 12	92	19	33	91	63	36	3	90	22	4	31	130	69	7	14	11	71	25	85	94
LAP 13	92	33	19	91	63	36	3	90	22	31	4	130	69	7	11	25	14	71	85	94
LAP 14	92	33	19	91	36	3	90	22	31	4	130	7	69	63	11	25	14	71	85	94
LAP 15	92	33	91	19	36	3	90	22	31	4	130	7	11	69	25	63	14	71	85	94
LAP 16	92	33	91	19	36	3	90	22	31	4	130	7	11	25	63	69	14	71	85	94
LAP 17	92	33	36	90	91	22	31	4	130	3	11	7	25	63	69	19	14	71	85	94
LAP 18	33	92	36	90	22	31	4	130	11	7	25	91	3	63	69	14	71	85	94	
LAP 19	33	36	90	31	130	11	22	4	7	25	92	91	3	63	69	14	71	85	94	
LAP 20	90	31	36	130	11	25	33	91	92	3	63	22	4	69	14	71	85	7	94	
LAP 21	90	31	130	11	25	33	91	36	92	3	63	22	4	69	14	71	85	7	94	
LAP 22	90	31	130	11	25	33	91	36	92	3	63	22	4	69	14	71	85	7	94	
LAP 23	31	90	130	11	25	33	91	36	92	3	63	22	4	69	14	71	85	7	94	
LAP 24	31	33	91	90	36	92	3	63	130	22	4	69	14	11	71	85	7	25	94	
LAP 25	33	91	36	92	3	31	63	90	130	22	69	14	11	71	85	7	25	94	4	
LAP 26	33	91	36	92	3	31	63	90	130	22	69	14	11	71	85	7	25	94		
LAP 27	33	91	36	92	3	31	63	90	130	22	69	14	11	71	85	7	25	94		
LAP 28	33	91	36	92	3	31	90	63	130	22	69	14	11	71	7	85	25	94		
LAP 29	33	91	36	92	3	31	90	130	22	63	69	14	11	71	7	85	25	94		
LAP 30	33	91	36	92	3	31	90	130	22	63	14	11	69	71	7	85	25	94		
LAP 31	33	91	36	92	3	31	90	130	22	63	14	69	11	7	71	85	25	94		
LAP 32	33	91	36	92	3	31	90	130	22	63	14	11	69	7	71	85	25	94		
LAP 33	33	91	36	92	3	31	90	130	63	14	11	69	7	71	85	25	94			
LAP 34	33	91	36	92	3	31	90	130	63	14	11	69	7	71	85	25	94			
LAP 35	33	91	36	92	3	31	90	130	63	14	11	69	7	71	85	25	94			



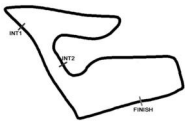
Lap Chart Provisional

Lap/Pl.	1	2	3	4	5	6	7	8	9	10	11	12	13	14	15	16	17	18	19	20
LAP 36	33	91	36	92	3	31	90	130	63	14	11	69	7	71	85	25	94			
LAP 37	33	91	36	92	3	31	90	130	63	14	11	69	7	71	85	25	94			
LAP 38	33	91	36	92	3	31	90	130	63	14	11	7	69	71	85	25	94			
LAP 39	33	91	36	92	3	31	90	130	63	14	11	7	69	71	85	94	25			

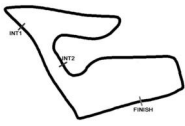
. - PIT STOP

' - LAP BEHIND



**Top speed list
Provisional**

#	Name (NAT)	Team	Car name	Speed	Lap	Race time
31	Sheldon van der Linde	Schubert Motorsport (DEU)	BMW M4 GT3	244.08	10	16:36.493
33	Rene Rast	Schubert Motorsport (DEU)	BMW M4 GT3	243.52	10	16:30.438
130	Maro Engel	Mercedes-AMG Team WINWARD (DEU)	Mercedes-AMG GT3	242.97	1	2:59.285
69	Thierry Vermeulen	EMIL FREY RACING (CHE)	Ferrari 296 GT3	242.97	9	15:06.584
7	Ricardo Feller	ABT Sportsline (DEU)	Audi R8 LMS GT3 EVO II	242.97	9	15:06.811
14	Jack Aitken	EMIL FREY RACING (CHE)	Ferrari 296 GT3	242.43	9	15:09.327
11	Marco Wittmann	Schubert Motorsport (DEU)	BMW M4 GT3	241.88	2	4:34.148
85	Clemens Schmid	Dörr Motorsport (DEU)	McLaren 720S GT3 Evo	241.88	26	41:24.189
22	Lucas Auer	Mercedes-AMG Team MANN-FILTER (DEU)	Mercedes-AMG GT3	241.34	25	39:47.349
63	Franck Perera	Lamborghini Team TGI by GRT (AUT)	Lamborghini Huracan GT3 EVO 2	240.80	25	39:45.337
4	Luca Stolz	Mercedes-AMG Team HRT (DEU)	Mercedes-AMG GT3	240.80	25	39:47.721
90	Ayhancan Güven	Manthey EMA (DEU)	Porsche 911 GT3 R 992	240.80	37	57:42.081
19	Luca Engstler	Lamborghini Team Liqui Moly by GRT (AUT)	Lamborghini Huracan GT3 EVO 2	240.26	13	21:00.220
3	Kelvin van der Linde	ABT Sportsline (DEU)	Audi R8 LMS GT3 EVO II	240.26	14	22:33.928
92	Mirko Bortolotti	SSR Performance (DEU)	Lamborghini Huracan GT3 EVO 2	240.26	25	39:43.578
25	Ben Dörr	Dörr Motorsport (DEU)	McLaren 720S GT3 Evo	239.73	9	15:11.975
94	Nicki Thiim	SSR Performance (DEU)	Lamborghini Huracan GT3 EVO 2	239.20	37	58:05.914
91	Thomas Preining	Manthey EMA (DEU)	Porsche 911 GT3 R 992	238.66	13	21:01.177
36	Arjun Maini	Mercedes-AMG Team HRT (DEU)	Mercedes-AMG GT3	238.66	13	21:03.033
71	Maximilian Paul	Paul Motorsport (DEU)	Lamborghini Huracan GT3 EVO 2	238.14	25	39:52.986



Pit Stops Provisional

Nr.	Driver	Man.	Nat.	Day time in	Time in	Lap in	Day time out	Time out	Stop Time	Reason	Net Time
71	Maximilian Paul			13:53:12.399	20:47.119	12	13:53:48.209	21:22.929	7.2		35.810
85	Clemens Schmid			13:53:16.897	20:51.617	12	13:53:54.244	21:28.964	8.3		37.347
94	Nicki Thiim			13:53:17.952	20:52.672	12	13:53:53.829	21:28.549	7.7		35.877
14	Jack Aitken			13:54:43.146	22:17.866	13	13:55:19.741	22:54.461	7.8		36.595
63	Franck Perera			13:56:06.663	23:41.383	14	13:56:43.974	24:18.694	8.6		37.311
69	Thierry Vermeulen			13:57:42.065	25:16.785	15	13:58:18.294	25:53.014	7.1		36.229
91	Thomas Preining			14:00:33.814	28:08.534	17	14:01:08.942	28:43.662	6.7		35.128
3	Kelvin van der Linde			14:00:37.878	28:12.598	17	14:01:13.505	28:48.225	6.9		35.627
19	Luca Engstler			14:01:19.757	28:54.477	17			3.0	Technical	
92	Mirko Bortolotti			14:02:01.042	29:35.762	18	14:02:37.778	30:12.498	8.1		36.736
33	Rene Rast			14:03:31.709	31:06.429	19	14:04:07.102	31:41.822	6.7		35.393
22	Lucas Auer			14:03:39.775	31:14.495	19	14:04:15.591	31:50.311	6.9		35.816
4	Luca Stolz			14:03:41.844	31:16.564	19	14:04:16.522	31:51.242	6.5		34.678
7	Ricardo Feller			14:03:45.220	31:19.940	19	14:04:21.679	31:56.399	7.5		36.459
36	Arjun Maini			14:05:06.772	32:41.492	20	14:05:41.912	33:16.632	6.7		35.140
90	Ayhancan Güven			14:09:36.125	37:10.845	23	14:10:10.992	37:45.712	6.3		34.867
130	Maro Engel			14:09:41.427	37:16.147	23	14:10:17.235	37:51.955	7.5		35.808
11	Marco Wittmann			14:09:43.288	37:18.008	23	14:10:21.373	37:56.093	8.6		38.085
25	Ben Dörr			14:09:54.824	37:29.544	23	14:10:31.792	38:06.512	8.2		36.968
31	Sheldon van der Linde			14:11:09.283	38:44.003	24	14:11:44.590	39:19.310	6.3		35.307
4	Luca Stolz			14:13:57.298	41:32.018	25				Technical	