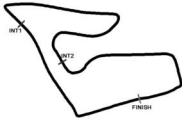




Lap Chart Provisional

Table with 20 columns (Lap/Pl. to 20) and 35 rows (LAP 1 to LAP 35) showing lap times for various drivers.





Lap Chart Provisional

Lap/Pl.	1	2	3	4	5	6	7	8	9	10	11	12	13	14	15	16	17	18	19	20
LAP 36	92	130	36	4	90	71	22	3	7	33	31	91	94	85	14	63	25	19	69	
LAP 37	92	130	36	4	90	71	22	3	7	33	31	91	94	85	14	63	25	19	69	
LAP 38	92	130	36	4	90	71	22	3	33	7	31	91	94	14	85	63	25	19	69	

. - PIT STOP

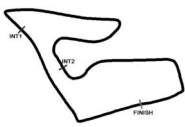
' - LAP BEHIND





Sector List

Table with columns: Lap Id, Time, SE1, SP1, SE2, SP2, SE3, SP3, TSP, Lap Id, Time, SE1, SP1, SE2, SP2, SE3, SP3, TSP. It lists two drivers: Kelvin van der Linde (ABT Sportsline) and Luca Stolz (Mercedes-AMG Team HRT) with their respective lap times and sector data.



Sector List

Table with columns: Lap Id, Time, SE1, SP1, SE2, SP2, SE3, SP3, TSP, Lap Id, Time, SE1, SP1, SE2, SP2, SE3, SP3, TSP. It lists performance data for three drivers: Ricardo Feller (ABT Sportsline), Marco Wittmann (Schubert Motorsport), and Jack Aitken (EMIL FREY RACING) across 19 laps.



Sector List

Table with columns: Lap Id, Time, SE1, SP1, SE2, SP2, SE3, SP3, TSP, Lap Id, Time, SE1, SP1, SE2, SP2, SE3, SP3, TSP. It lists performance data for Luca Engstler (Lamborghini Team Liqui Moly by GRT) and Lucas Auer (Mercedes-AMG Team MANN-FILTER) across 19 and 22 laps respectively.



Sector List

Table with columns: Lap Id, Time, SE1, SP1, SE2, SP2, SE3, SP3, TSP, Lap Id, Time, SE1, SP1, SE2, SP2, SE3, SP3, TSP. It lists performance data for Ben Dörr (Dörr Motorsport) and Sheldon van der Linde (Schubert Motorsport) across 19 laps.



Sector List

Table with columns: Lap Id, Time, SE1, SP1, SE2, SP2, SE3, SP3, TSP, Lap Id, Time, SE1, SP1, SE2, SP2, SE3, SP3, TSP. It lists performance data for two drivers: Rene Rast (Schubert Motorsport) and Arjun Maini (Mercedes-AMG Team HRT) across 19 laps.



Sector List

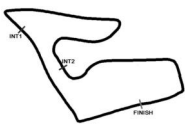
Table with columns: Lap Id, Time, SE1, SP1, SE2, SP2, SE3, SP3, TSP, Lap Id, Time, SE1, SP1, SE2, SP2, SE3, SP3, TSP. It lists race data for two drivers: Franck Perera (Lamborghini Team TGI by GRT) and Thierry Vermeulen (EMIL FREY RACING), including lap times and sector times.





Sector List

Table with columns: Lap Id, Time, SE1, SP1, SE2, SP2, SE3, SP3, TSP, Lap Id, Time, SE1, SP1, SE2, SP2, SE3, SP3, TSP. It lists performance data for two drivers: Maximilian Paul (71) and Clemens Schmid (85) across 19 laps.



Sector List

Table with columns: Lap Id, Time, SE1, SP1, SE2, SP2, SE3, SP3, TSP, Lap Id, Time, SE1, SP1, SE2, SP2, SE3, SP3, TSP. It lists race data for two drivers: Ayhancan Güven (Lap 90) and Thomas Preining (Lap 91), including sector times and theoretical best times.





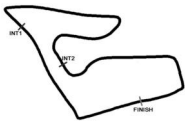
Sector List

Table with columns: Lap Id, Time, SE1, SP1, SE2, SP2, SE3, SP3, TSP, Lap Id, Time, SE1, SP1, SE2, SP2, SE3, SP3, TSP. It lists performance data for two drivers: Mirko Bortolotti (Lap 92) and Nicki Thiim (Lap 94), including sector times and overall lap times.



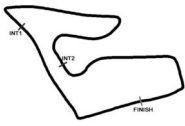
Sector List

Lap Id	Time	SE1	SP1	SE2	SP2	SE3	SP3	TSP	Lap Id	Time	SE1	SP1	SE2	SP2	SE3	SP3	TSP		
130		Maro Engel								Mercedes-AMG Team WINWARD							theoretical best time: 1:29.834		
1	0	4:12.320	2:59.437	228	43.127	159	29.756	200	228	20	0	1:30.469	22.731	237	40.108	167	27.630	207	237
2	0	1:36.354	23.470	232	43.304	157	29.580	201	232	21	0	1:30.281	22.624	237	40.170	167	27.487	207	237
3	0	1:36.425	23.494	232	43.226	164	29.705	201	232	22	0	1:30.100	22.581	237	39.963	167	27.556	207	237
4	0	1:36.114	23.441	233	43.029	158	29.644	201	233	23	0	1:29.929	22.542	238	39.928	172	27.459	208	238
5	0	1:35.966	23.483	232	43.019	157	29.464	202	232	24	0	1:30.168	22.528	238	40.139	169	27.501	208	238
6	0	1:36.053	23.486	232	43.200	159	29.367	201	232	25	0	1:30.199	22.555	238	40.054	168	27.590	208	238
7	0	1:36.767	23.494	232	43.716	159	29.557	202	232	26	0	1:30.235	22.543	238	40.108	168	27.584	208	238
8	0	1:36.873	23.626	232	43.573	157	29.674	202	232	27	0	1:30.107	22.447	239	40.031	168	27.629	208	239
9	0	1:36.090	23.514	232	43.240	158	29.336	201	232	28	0	1:30.180	22.509	239	40.059	166	27.612	208	239
10	0	1:36.124	23.558	232	43.350	156	29.216	201	232	29	0	1:30.327	22.536	239	40.094	168	27.697	207	239
11	0	1:40.791	23.550	232	43.369	161	33.872		232	30	0	1:30.311	22.562	238	40.150	165	27.599	208	238
12	0	2:06.224	53.996	230	43.785	167	28.443	204	230	31	0	1:30.388	22.555	238	40.149	168	27.684	208	238
13	0	1:33.136	23.329	235	41.819	166	27.988	206	235	32	0	1:30.415	22.528	239	40.110	168	27.777	207	239
14	0	1:31.606	22.884	236	40.867	168	27.855	206	236	33	0	1:30.200	22.504	239	40.122	166	27.574	208	239
15	0	1:30.885	22.802	237	40.480	168	27.603	206	237	34	0	1:30.240	22.522	239	40.093	168	27.625	208	239
16	0	1:30.651	22.702	237	40.366	171	27.583	207	237	35	0	1:30.247	22.507	239	40.176	167	27.564	208	239
17	0	1:30.479	22.609	237	40.280	168	27.590	207	237	36	0	1:30.257	22.485	240	40.134	167	27.638	208	240
18	0	1:30.326	22.682	237	40.085	169	27.559	207	237	37	0	1:30.257	22.523	239	40.165	168	27.569	208	239
19	0	1:30.429	22.739	236	40.130	168	27.560	207	236	38	0	1:30.176	22.518	239	40.068	167	27.590	208	239



Pit Stops Provisional

Nr.	Driver	Man.	Nat.	Day time in	Time in	Lap in	Day time out	Time out	Stop Time	Reason	Net Time
69	Thierry Vermeulen			13:38:00.202	5:53.530	2	13:38:32.266	6:25.594	3.0	Technical	32.064
19	Luca Engstler			13:38:09.736	6:03.064	2	13:38:38.560	6:31.888		Technical	28.824
130	Maro Engel			13:52:21.117	20:14.445	11	13:52:57.226	20:50.554	7.7		36.109
71	Maximilian Paul			13:52:24.128	20:17.456	11	13:53:00.921	20:54.249	7.6		36.793
90	Ayhancan Güven			13:52:25.267	20:18.595	11	13:53:00.475	20:53.803	6.5		35.208
7	Ricardo Feller			13:52:26.538	20:19.866	11	13:53:03.713	20:57.041	7.9		37.175
31	Sheldon van der Linde			13:52:34.072	20:27.400	11	13:53:10.006	21:03.334	6.8		35.934
11	Marco Wittmann			13:52:35.091	20:28.419	11	13:53:13.272	21:06.600	8.5		38.181
14	Jack Aitken			13:52:38.783	20:32.111	11	13:53:15.522	21:08.850	7.5		36.739
25	Ben Dörr			13:52:43.345	20:36.673	11	13:53:23.254	21:16.582			39.909
19	Luca Engstler			13:53:01.186	20:54.514	11	13:53:39.158	21:32.486	9.5		37.972
92	Mirko Bortolotti			13:53:46.545	21:39.873	12	13:54:22.304	22:15.632	7.0		35.759
36	Arjun Maini			13:53:58.869	21:52.197	12	13:54:34.331	22:27.659	7.0		35.462
22	Lucas Auer			13:54:00.243	21:53.571	12	13:54:35.617	22:28.945	6.0		35.374
3	Kelvin van der Linde			13:54:06.514	21:59.842	12	13:54:42.857	22:36.185	7.5		36.343
69	Thierry Vermeulen			13:54:40.076	22:33.404	12	13:55:17.226	23:10.554	7.3		37.150
4	Luca Stolz			13:55:34.375	23:27.703	13	13:56:09.447	24:02.775	6.7		35.072
33	Rene Rast			13:55:37.511	23:30.839	13	13:56:12.964	24:06.292	6.5		35.453
63	Franck Perera			13:55:38.560	23:31.888	13	13:56:15.006	24:08.334	7.8		36.446
91	Thomas Preining			13:55:40.311	23:33.639	13	13:56:15.565	24:08.893	6.8		35.254
94	Nicki Thiim			13:57:11.036	25:04.364	14	13:57:52.849	25:46.177	13.4		41.813
11	Marco Wittmann			13:57:59.186	25:52.514	14				Technical	
85	Clemens Schmid			14:00:11.749	28:05.077	16	14:00:48.433	28:41.761			36.684

**Top speed list
Provisional**

#	Name (NAT)	Team	Car name	Speed	Lap	Race time
33	Rene Rast	Schubert Motorsport (DEU)	BMW M4 GT3	242.97	29	47:25.925
22	Lucas Auer	Mercedes-AMG Team MANN-FILTER (DEU)	Mercedes-AMG GT3	240.80	18	30:41.177
63	Franck Perera	Lamborghini Team TGI by GRT (AUT)	Lamborghini Huracan GT3 EVO 2	240.80	27	44:27.898
31	Sheldon van der Linde	Schubert Motorsport (DEU)	BMW M4 GT3	240.26	20	33:46.203
19	Luca Engstler	Lamborghini Team Liqui Moly by GRT (AUT)	Lamborghini Huracan GT3 EVO 2	240.26	31	50:54.599
130	Maro Engel	Mercedes-AMG Team WINWARD (DEU)	Mercedes-AMG GT3	240.26	36	57:29.894
3	Kelvin van der Linde	ABT Sportsline (DEU)	Audi R8 LMS GT3 EVO II	239.73	21	35:17.365
85	Clemens Schmid	Dörr Motorsport (DEU)	McLaren 720S GT3 Evo	239.20	27	44:26.959
14	Jack Aitken	EMIL FREY RACING (CHE)	Ferrari 296 GT3	239.20	27	44:28.501
7	Ricardo Feller	ABT Sportsline (DEU)	Audi R8 LMS GT3 EVO II	238.66	17	29:08.985
92	Mirko Bortolotti	SSR Performance (DEU)	Lamborghini Huracan GT3 EVO 2	238.66	32	51:27.661
71	Maximilian Paul	Paul Motorsport (DEU)	Lamborghini Huracan GT3 EVO 2	238.14	18	30:40.882
36	Arjun Maini	Mercedes-AMG Team HRT (DEU)	Mercedes-AMG GT3	238.14	32	51:35.448
91	Thomas Preining	Manthey EMA (DEU)	Porsche 911 GT3 R 992	237.61	26	42:55.521
25	Ben Dörr	Dörr Motorsport (DEU)	McLaren 720S GT3 Evo	237.61	30	49:09.328
11	Marco Wittmann	Schubert Motorsport (DEU)	BMW M4 GT3	237.09	14	24:40.098
94	Nicki Thiim	SSR Performance (DEU)	Lamborghini Huracan GT3 EVO 2	237.09	32	52:06.593
4	Luca Stolz	Mercedes-AMG Team HRT (DEU)	Mercedes-AMG GT3	237.09	33	53:16.633
69	Thierry Vermeulen	EMIL FREY RACING (CHE)	Ferrari 296 GT3	236.57	30	49:36.833
90	Ayhancan Güven	Manthey EMA (DEU)	Porsche 911 GT3 R 992	236.05	14	24:28.919