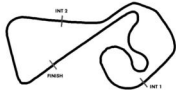


Lap Chart
Provisional

Lap/Pl.	1	2	3	4	5	6	7	8	9	10	11	12	13	14	15	16	17	18	19	20
LAP 1	69	4	19	3	14	130	63	91	92	90	22	31	33	71	94	25	11	36	7	85
LAP 2	69	4	19	3	14	130	63	91	92	90	22	31	33	71	94	11	25	36	7	85
LAP 3	69	4	19	3	14	130	63	91	92	90	31	33	22	71	94	11	25	36	7	85
LAP 4	69	4	19	3	14	130	63	91	92	90	31	33	22	71	11	94	25	36	7	85
LAP 5	69	4	19	3	14	130	63	91	92	31	90	33	22	11	71	94	25	36	85	7
LAP 6	69	4	19	3	14	130	63	91	92	90	33	11	22	94	71	25	36	85	7	31
LAP 7	69	4	19	3	14	130	63	91	92	90	33	11	22	94	71	25	36	85	7	31
LAP 8	69	4	19	3	14	130	63	91	92	90	33	11	22	94	71	25	85	36	7	31
LAP 9	69	4	19	3	14	130	63	91	92	90	33	11	22	94	71	25	85	36	7	31
LAP 10	69	4	19	3	14	130	63	91	92	90	33	11	22	94	71	25	85	36	7	31
LAP 11	69	4	19	3	14	130	63	91	92	90	11	33	22	94	71	25	85	36	7	31
LAP 12	69	4	19	3	14	130	63	91	92	90	11	33	22	94	71	25	85	36	7	31
LAP 13	69	4	3	19	14	130	63	91	92	90	11	33	22	94	71	25	85	36	7	31
LAP 14	69	4	3	19	14	130	63	91	92	90	11	33	22	94	71	25	85	36	7	31
LAP 15	69	4	3	130	63	91	90	11	19	14	92	22	94	33	85	71	25	36	7	31
LAP 16	69	4	3	11	90	130	63	91	22	94	85	7	31	14	19	92	33	25	71	
LAP 17	69	11	90	22	85	4	7	3	130	91	19	14	92	31	63	33	94	25	71	
LAP 18	11	90	69	4	3	130	91	19	14	92	63	33	94	22	25	85	71	31		
LAP 19	11	69	4	3	130	91	19	14	92	90	63	33	94	22	25	85	71	31		
LAP 20	11	69	4	3	130	91	19	14	92	90	63	33	94	22	25	85	71	31		
LAP 21	11	69	4	3	130	91	19	14	92	90	63	33	94	22	25	85	71	31		
LAP 22	69	4	3	130	91	19	14	92	90	11	63	33	94	22	25	85	31			
LAP 23	69	4	3	130	91	19	14	92	90	33	94	22	25	85	31	SC				
LAP 24	69	4	3	130	91	19	14	92	90	33	94	22	25	85	31	SC				
LAP 25	69	4	3	130	91	19	14	92	90	33	94	22	25	85	31	SC				
LAP 26	69	4	3	130	91	19	14	92	90	33	94	22	25	85	31	SC				
LAP 27	69	4	3	130	91	19	14	92	90	33	94	22	25	85	31	SC				
LAP 28	69	4	3	130	91	19	14	92	90	33	94	22	25	85	31					
LAP 29	69	4	3	91	130	19	14	92	90	33	94	22	31	85	25					
LAP 30	69	4	3	91	130	14	19	92	90	33	31	22	94	85						
LAP 31	69	4	3	91	130	14	92	90	31	33	22	94	85	19						
LAP 32	69	4	3	91	130	14	92	90	31	33	22	94	85							
LAP 33	4	3	69	91	130	14	92	90	31	33	22	94	85							
LAP 34	4	3	69	91	130	14	92	31	90	33	22	94	85							
LAP 35	4	3	69	91	130	14	92	90	31	33	94	85	22							



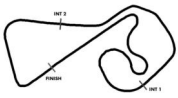
Lap Chart
Provisional

Lap/Pl.	1	2	3	4	5	6	7	8	9	10	11	12	13	14	15	16	17	18	19	20
LAP 36	4	3	69	91	130	14	92	90	31	33	94	85	22							
LAP 37	4	3	69	91	130	14	92	90	31	33	94	85	22							
LAP 38	4	3	69	91	130	14	92	90	31	33	94	85	22							
LAP 39	4	3	69	91	130	14	92	90	31	33	94	85	22							
LAP 40	4	3	69	91	130	14	92	90	31	33	94	85	22							
LAP 41	4	3	69	91	130	14	92	90	31	33	94	85	22							
LAP 42	4	3	69	91	130	14	92	90	31	33	94	85	22							
LAP 43	4	3	69	91	130	14	92	90	31	33	94	85	22							
LAP 44	4	3	69	91	130	14	92	90	31	33	94	85	22							

.- PIT STOP

' - LAP BEHIND

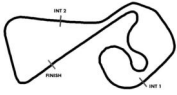




DMSB Reg.Nr.:R-14153/24

Pit Stops Provisional

Nr.	Driver	Man.	Nat.	Day time in	Time in	Lap in	Day time out	Time out	Stop Time	Reason	Net Time
31	Sheldon van der Linde			13:40:32.382	8:15.504	6	13:41:03.803	8:46.925	3.6	Technical	31.421
19	Luca Engstler			13:52:29.782	20:12.904	15	13:53:03.470	20:46.592	7.3		33.688
14	Jack Aitken			13:52:30.312	20:13.434	15	13:53:05.273	20:48.395	8.0		34.961
92	Mirko Bortolotti			13:52:31.868	20:14.990	15	13:53:06.034	20:49.156	7.5		34.166
33	Rene Rast			13:52:34.752	20:17.874	15	13:53:08.099	20:51.221	6.6		33.347
71	Maximilian Paul			13:52:39.654	20:22.776	15	13:53:16.506	20:59.628	8.5		36.852
25	Ben Dörr			13:52:40.749	20:23.871	15	13:53:15.327	20:58.449	0.1		34.578
36	Arjun Maini			13:52:42.020	20:25.142	15	13:53:15.992	20:59.114	7.1		33.972
4	Luca Stolz			13:53:37.344	21:20.466	16	13:54:11.559	21:54.681	7.2		34.215
3	Kelvin van der Linde			13:53:47.680	21:30.802	16	13:54:22.223	22:05.345	7.9		34.543
130	Maro Engel			13:53:51.410	21:34.532	16	13:54:24.697	22:07.819	6.7		33.287
63	Jordan Pepper			13:53:52.752	21:35.874	16	13:54:28.928	22:12.050	8.8		36.176
91	Thomas Preining			13:53:53.385	21:36.507	16	13:54:26.604	22:09.726	6.4		33.219
94	Nicki Thiim			13:53:57.957	21:41.079	16	13:54:31.384	22:14.506	7.3		33.427
69	Thierry Vermeulen			13:54:55.144	22:38.266	17	13:55:29.364	23:12.486	7.2		34.220
22	Lucas Auer			13:55:19.000	23:02.122	17	13:55:52.352	23:35.474	6.6		33.352
85	Clemens Schmid			13:55:23.466	23:06.588	17	13:55:59.034	23:42.156	0.0		35.568
7	Ricardo Feller			13:55:30.592	23:13.714	17			10.2	Technical	
31	Sheldon van der Linde			13:55:45.951	23:29.073	17	13:56:19.977	24:03.099	7.3		34.026
90	Ayhancan Güven			13:56:37.259	24:20.381	18	13:57:10.753	24:53.875	6.5		33.494
11	Marco Wittmann			14:00:38.786	28:21.908	21	14:01:12.734	28:55.856	7.0		33.948
71	Maximilian Paul			14:01:28.732	29:11.854	21				Technical	
25	Ben Dörr			14:14:54.355	42:37.477	29			0.0	Technical	
19	Luca Engstler			14:20:25.819	48:08.941	31			7.1	Technical	

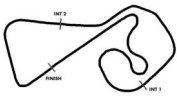


Sector List

Lap Id	Time	SE1	SP1	SE2	SP2	SE3	SP3	TSP	Lap Id	Time	SE1	SP1	SE2	SP2	SE3	SP3	TSP			
3		Kelvin van der Linde							ABT Sportsline						theoretical best time: 1:19.518					
1	0	1:21.485	42.765	17.645		21.075	168	177	23	0	1:22.178	41.692	18.675		21.811	165	219			
2	0	1:20.264	41.726	17.519		21.019	171	219	24	0	1:49.465	47.347	30.689		31.429	131	217			
3	0	1:20.415	41.648	17.596		21.171	166	220	25	0	1:57.804	1:01.645	26.663		29.496	150	200			
4	0	1:19.956	41.525	17.515		20.916	171	218	26	0	1:52.934	58.100	26.269		28.565	118	193			
5	0	1:20.231	41.749	17.489		20.993	169	220	27	0	1:54.972	59.220	26.794		28.958	129	189			
6	0	1:20.284	41.649	17.545		21.090	171	220	28	0	1:55.016	56.021	26.015		32.980	168	182			
7	0	1:20.880	42.161	17.589		21.130	168	221	29	0	1:21.194	42.541	17.582		21.071	169	215			
8	0	1:20.552	41.739	17.608		21.205	169	220	30	0	1:20.183	41.562	17.513		21.108	171	220			
9	0	1:20.723	41.878	17.700		21.145	171	220	31	0	1:19.695	41.387	17.303		21.005	169	220			
10	0	1:20.969	41.978	17.685		21.306	169	219	32	0	1:19.719	41.412	17.336		20.971	171	220			
11	0	1:20.771	41.915	17.675		21.181	171	219	33	0	1:19.860	41.420	17.445		20.995	169	220			
12	0	1:20.699	41.864	17.641		21.194	168	219	34	0	1:19.906	41.443	17.437		21.026	169	219			
13	0	1:21.068	42.045	17.712		21.311	169	220	35	0	1:20.092	41.533	17.495		21.064	171	219			
14	0	1:20.721	41.816	17.590		21.315	166	219	36	0	1:19.993	41.456	17.450		21.087	169	220			
15	0	1:20.659	41.802	17.596		21.261	169	218	37	0	1:20.167	41.707	17.440		21.020	171	219			
16	0	1:24.458	41.951	17.617		24.890		218	38	0	1:20.441	41.752	17.516		21.173	169	220			
17	0	1:51.625	1:12.806	17.596		21.223	168		39	0	1:20.544	41.910	17.563		21.071	168	219			
18	0	1:20.612	41.682	17.836		21.094	169	217	40	0	1:20.266	41.677	17.506		21.083	169	219			
19	0	1:20.384	41.747	17.594		21.043	161	218	41	0	1:20.359	41.681	17.526		21.152	169	219			
20	0	1:19.861	41.551	17.361		20.949	169	214	42	0	1:20.294	41.741	17.495		21.058	168	219			
21	0	1:20.229	41.664	17.507		21.058	169	218	43	0	1:20.473	41.782	17.559		21.132	171	218			
22	0	1:19.731	41.300	17.302		21.129	169	218	44	0	1:20.694	41.828	17.656		21.210	168	221			

4		Luca Stolz							Mercedes-AMG Team HRT						theoretical best time: 1:19.317					
1	0	1:20.291	41.628	17.676		20.987	179	180	23	0	1:22.848	41.405	18.290		23.153	173	220			
2	0	1:20.041	41.562	17.529		20.950	173	218	24	0	1:59.776	57.567	30.705		31.504	134	209			
3	0	1:19.773	41.455	17.401		20.917	179	219	25	0	1:58.033	1:01.274	26.893		29.866	150	190			
4	0	1:19.569	41.293	17.365		20.911	177	219	26	0	1:52.469	57.366	26.415		28.688	127	201			
5	0	1:19.631	41.229	17.426		20.976	176	218	27	0	1:55.088	59.416	26.771		28.901	130	190			
6	0	1:19.583	41.323	17.365		20.895	177	220	28	0	1:55.268	55.971	26.194		33.103	176	170			
7	0	1:19.793	41.339	17.463		20.991	176	220	29	0	1:20.698	42.141	17.579		20.978	179	217			
8	0	1:19.957	41.415	17.446		21.096	179	220	30	0	1:19.672	41.519	17.334		20.819	179	220			
9	0	1:19.853	41.319	17.491		21.043	179	221	31	0	1:19.695	41.236	17.292		21.167	174	220			
10	0	1:19.878	41.373	17.479		21.026	179	220	32	0	1:19.525	41.284	17.269		20.972	176	219			
11	0	1:20.195	41.602	17.414		21.179	177	220	33	0	1:19.882	41.346	17.434		21.102	179	219			
12	0	1:20.224	41.632	17.494		21.098	179	220	34	0	1:20.028	41.702	17.379		20.947	179	220			
13	0	1:20.308	41.853	17.495		20.960	174	220	35	0	1:19.846	41.529	17.319		20.998	181	220			
14	0	1:20.257	41.666	17.437		21.154	177	221	36	0	1:20.207	41.498	17.480		21.229	173	220			
15	0	1:20.311	41.679	17.461		21.171	176	220	37	0	1:20.279	41.700	17.493		21.086	176	219			
16	0	1:24.282	41.703	17.517		25.062		220	38	0	1:20.409	41.612	17.560		21.237	179	220			
17	0	1:51.573	1:12.718	17.755		21.100	176		39	0	1:20.283	41.579	17.482		21.222	174	220			
18	0	1:19.969	41.549	17.518		20.902	179	218	40	0	1:20.285	41.701	17.450		21.134	179	220			
19	0	1:19.904	41.408	17.577		20.919	177	220	41	0	1:20.520	41.692	17.511		21.317	179	220			
20	0	1:19.815	41.515	17.470		20.830	177	220	42	0	1:20.462	41.836	17.434		21.192	181	219			
21	0	1:20.046	41.520	17.555		20.971	177	221	43	0	1:20.693	41.812	17.528		21.353	179	219			
22	0	1:19.860	41.436	17.399		21.025	176	220	44	0	1:20.978	41.880	17.598		21.500	173	221			

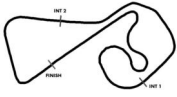
7		Ricardo Feller							ABT Sportsline						theoretical best time: 1:20.249					
1	0	1:27.382	47.177	18.529		21.676	173	186	10	0	1:21.362	42.006	18.010		21.346	168	219			
2	0	1:21.737	42.748	17.709		21.280	173	221	11	0	1:21.537	42.236	17.924		21.377	168	218			
3	0	1:21.218	42.324	17.697		21.197	171	223	12	0	1:22.050	42.329	18.088		21.633	168	219			
4	0	1:20.473	41.614	17.641		21.218	169	221	13	0	1:22.065	42.423	17.965		21.677	168	219			
5	0	1:21.688	43.053	17.532		21.103	169	221	14	0	1:21.944	42.496	17.948		21.500	166	219			
6	0	1:21.222	41.781	17.625		21.816	154	221	15	0	1:21.806	42.266	17.944		21.596	168	219			
7	0	1:21.417	42.129	17.811		21.477	169	214	16	0	1:22.430	42.697	18.097		21.636	166	218			
8	0	1:21.559	42.404	17.772		21.383	169	221	17	0	1:26.043	42.787	18.140		25.116		218			
9	0	1:21.130	42.020	17.807		21.303	168	220												



Sector List

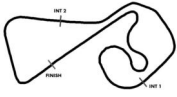
Table with columns: Lap Id, Time, SE1, SP1, SE2, SP2, SE3, SP3, TSP. It lists race data for three drivers: Marco Wittmann (Schubert Motorsport), Jack Aitken (EMIL FREY RACING), and Luca Engstler (Lamborghini Team Liqui Moly by GRT). Each driver's section includes lap-by-lap times and sector times, with theoretical best times highlighted.





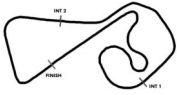
Sector List

Lap	Id	Time	SE1	SP1	SE2	SP2	SE3	SP3	TSP	Lap	Id	Time	SE1	SP1	SE2	SP2	SE3	SP3	TSP	
22		Lucas Auer								Mercedes-AMG Team MANN-FILTER	theoretical best time: 1:19.903									
1	1	1:25.004	45.404		18.371		21.229	169	187	23	1	1:32.125	44.640		23.724		23.761	150	220	
2	1	1:20.907	42.118		17.594		21.195	169	219	24	1	1:33.835	45.425		18.528		29.882	87	205	
3	1	1:21.528	42.669		17.729		21.130	169	217	25	1	1:59.185	1:04.145		26.580		28.460	120	154	
4	1	1:20.207	41.527		17.417		21.263	168	220	26	1	1:52.787	1:00.176		22.889		29.722	76	170	
5	1	1:20.588	41.692		17.601		21.295	168	219	27	1	1:55.143	58.341		28.012		28.790	90	163	
6	1	1:21.616	42.196		17.562		21.858	164	218	28	1	1:49.328	58.130		23.807		27.391	171	148	
7	1	1:20.927	42.211		17.507		21.209	168	218	29	1	1:21.877	42.539		17.976		21.362	171	221	
8	1	1:20.939	41.968		17.618		21.353	166	219	30	1	1:22.330	43.130		17.930		21.270	169	222	
9	1	1:21.058	42.007		17.657		21.394	166	219	31	1	1:20.840	42.054		17.605		21.181	169	220	
10	1	1:21.026	41.939		17.660		21.427	168	218	32	1	1:20.607	41.841		17.581		21.185	171	220	
11	1	1:21.218	42.092		17.773		21.353	165	218	33	1	1:20.834	41.857		17.570		21.407	166	220	
12	1	1:20.975	42.107		17.575		21.293	169	218	34	1	1:20.842	41.970		17.523		21.349	168	219	
13	1	1:21.141	42.219		17.581		21.341	168	219	35	1	1:22.420	42.270		17.691		22.459	155	219	
14	1	1:21.149	42.264		17.583		21.302	168	220	36	1	1:21.509	42.623		17.590		21.296	168	214	
15	1	1:21.194	42.194		17.639		21.361	168	219	37	1	1:21.387	42.310		17.743		21.334	169	219	
16	1	1:21.236	42.150		17.710		21.376	168	218	38	1	1:20.924	42.080		17.496		21.348	169	220	
17	1	1:24.872	42.213		17.796		24.863		218	39	1	1:20.801	41.997		17.469		21.335	169	221	
18	1	1:51.795	1:12.429		18.005		21.361	168		40	1	1:21.320	42.284		17.656		21.380	168	220	
19	1	1:21.327	42.170		17.862		21.295	169	218	41	1	1:21.308	42.277		17.584		21.447	168	219	
20	1	1:20.684	41.695		17.763		21.226	169	219	42	1	1:22.263	42.841		17.794		21.628	169	219	
21	1	1:20.188	41.640		17.589		20.959	169	219	43	1	1:21.483	42.271		17.698		21.514	169	220	
22	1	1:20.206	41.610		17.552		21.044	169	220	44	1	1:21.859	42.364		17.638		21.857	165	221	
25		Ben Dörr								Dörr Motorsport	theoretical best time: 1:19.753									
1	0	1:26.711	46.506		18.542		21.663	168	188	16	0	1:52.052	1:13.232		17.651		21.169	171		
2	0	1:22.015	42.665		17.914		21.436	168	218	17	0	1:20.667	41.808		17.791		21.068	169	220	
3	0	1:20.555	41.766		17.562		21.227	169	219	18	0	1:20.303	41.587		17.696		21.020	169	220	
4	0	1:20.766	41.831		17.613		21.322	171	219	19	0	1:20.058	41.563		17.467		21.028	171	220	
5	0	1:20.523	41.729		17.514		21.280	169	220	20	0	1:19.931	41.449		17.412		21.070	169	220	
6	0	1:20.952	41.750		17.555		21.647	168	221	21	0	1:20.082	41.661		17.284		21.137	171	221	
7	0	1:21.665	42.512		17.703		21.450	169	219	22	0	1:20.239	41.594		17.413		21.232	171	221	
8	0	1:20.903	41.934		17.575		21.394	168	221	23	0	1:32.076	44.679		23.693		23.704	155	221	
9	0	1:21.018	41.980		17.598		21.440	168	222	24	0	1:33.748	45.330		18.708		29.710	94	202	
10	0	1:21.084	42.108		17.542		21.434	169	220	25	0	1:59.399	1:04.579		26.367		28.453	118	141	
11	0	1:21.416	42.137		17.735		21.544	168	221	26	0	1:52.759	1:00.131		23.003		29.625	73	173	
12	0	1:21.525	42.281		17.691		21.553	168	220	27	0	1:55.321	58.303		28.025		28.993	83	167	
13	0	1:21.554	42.449		17.615		21.490	169	220	28	0	1:48.950	58.193		23.558		27.199	164	146	
14	0	1:21.413	42.374		17.549		21.490	169	222	29	0	1:38.792	44.098		18.380		36.314		218	
15	0	1:25.194	42.459		17.551		25.184		221											



Sector List

Lap Id	Time	SE1	SP1	SE2	SP2	SE3	SP3	TSP	Lap Id	Time	SE1	SP1	SE2	SP2	SE3	SP3	TSP		
31		Sheldon van der Linde								Schubert Motorsport							theoretical best time: 1:19.535		
1	0	1:25.392	45.570	18.400		21.422	171	188	23	0	1:27.035	47.890	17.927		21.218	173	205		
2	0	1:20.692	42.130	17.546		21.016	174	225	24	0	1:21.430	42.495	17.662		21.273	174	225		
3	0	1:19.959	41.455	17.582		20.922	177	227	25	0	1:50.767	56.493	25.760		28.514	94	224		
4	0	1:19.944	41.477	17.423		21.044	176	227	26	0	1:52.724	1:00.127	22.328		30.269	26	183		
5	0	1:20.385	41.886	17.477		21.022	173	226	27	0	1:55.252	58.994	27.127		29.131	88	155		
6	0	1:33.525	41.783	18.595		33.147		226	28	0	1:47.663	58.002	24.338		25.323	177	126		
7	0	1:46.649	1:07.793	17.754		21.102	176		29	0	1:20.842	42.211	17.402		21.229	177	228		
8	0	1:19.846	41.376	17.461		21.009	174	226	30	0	1:21.242	42.618	17.589		21.035	176	229		
9	0	1:19.898	41.520	17.389		20.989	173	225	31	0	1:20.301	41.678	17.427		21.196	176	229		
10	0	1:19.926	41.424	17.461		21.041	177	225	32	0	1:19.976	41.578	17.237		21.161	173	227		
11	0	1:19.807	41.397	17.396		21.014	174	225	33	0	1:20.845	42.214	17.497		21.134	176	227		
12	0	1:19.849	41.447	17.294		21.108	174	225	34	0	1:20.652	42.244	17.347		21.061	174	227		
13	0	1:20.050	41.646	17.389		21.015	173	226	35	0	1:23.292	43.719	17.978		21.595	174	227		
14	0	1:20.089	41.711	17.334		21.044	177	226	36	0	1:20.401	41.755	17.388		21.258	173	226		
15	0	1:20.194	41.682	17.414		21.098	174	226	37	0	1:20.269	41.661	17.444		21.164	174	226		
16	0	1:20.977	42.499	17.386		21.092	176	225	38	0	1:20.048	41.649	17.309		21.090	171	227		
17	0	1:25.254	42.717	17.640		24.897		225	39	0	1:20.581	41.757	17.389		21.435	171	227		
18	0	1:51.763	1:12.818	17.815		21.130	173		40	0	1:20.436	41.807	17.479		21.150	173	227		
19	0	1:20.742	41.942	17.693		21.107	176	223	41	0	1:20.442	41.811	17.441		21.190	173	227		
20	0	1:20.767	42.025	17.645		21.097	176	224	42	0	1:20.694	41.911	17.495		21.288	169	227		
21	0	1:21.093	41.990	17.821		21.282	174	225	43	0	1:20.769	41.968	17.378		21.423	174	227		
22	0	1:21.773	42.180	18.027		21.566	169	225	44	0	1:20.823	42.087	17.491		21.245	174	227		
33		Rene Rast								Schubert Motorsport							theoretical best time: 1:19.795		
1	0	1:25.729	46.200	18.326		21.203	179	199	23	0	1:32.599	45.483	23.418		23.698	169	226		
2	0	1:20.967	42.106	17.814		21.047	173	224	24	0	1:34.222	45.936	18.380		29.906	89	219		
3	0	1:20.135	41.512	17.694		20.929	174	224	25	0	1:58.085	1:03.887	26.293		27.905	137	140		
4	0	1:20.059	41.373	17.701		20.985	174	225	26	0	1:53.229	1:00.030	23.787		29.412	85	187		
5	0	1:20.515	41.832	17.619		21.064	173	225	27	0	1:55.226	58.599	28.068		28.559	110	193		
6	0	1:21.072	41.687	17.986		21.399	173	225	28	0	1:50.246	57.918	23.860		28.468	176	175		
7	0	1:21.015	42.176	17.668		21.171	173	225	29	0	1:22.174	42.929	17.699		21.546	173	229		
8	0	1:20.563	41.743	17.639		21.181	171	226	30	0	1:21.912	42.872	17.695		21.345	174	226		
9	0	1:20.604	41.742	17.677		21.185	176	226	31	0	1:21.234	42.529	17.558		21.147	174	218		
10	0	1:20.846	41.833	17.809		21.204	174	226	32	0	1:20.570	41.819	17.594		21.157	176	227		
11	0	1:21.747	42.630	17.801		21.316	171	226	33	0	1:20.806	41.904	17.726		21.176	174	227		
12	0	1:21.032	42.010	17.746		21.276	174	224	34	0	1:20.921	42.045	17.662		21.214	177	226		
13	0	1:21.047	42.070	17.713		21.264	174	225	35	0	1:21.995	42.465	17.798		21.732	176	227		
14	0	1:21.026	42.095	17.683		21.248	168	226	36	0	1:21.002	42.197	17.543		21.262	176	227		
15	0	1:24.895	42.016	17.824		25.055		225	37	0	1:20.692	41.869	17.529		21.294	176	225		
16	0	1:50.607	1:11.379	17.971		21.257	174		38	0	1:21.054	42.103	17.626		21.325	174	225		
17	0	1:21.426	42.274	17.951		21.201	173	225	39	0	1:20.667	41.788	17.586		21.293	174	227		
18	0	1:20.708	42.044	17.649		21.015	176	225	40	0	1:20.794	41.983	17.600		21.211	173	225		
19	0	1:21.378	42.178	17.643		21.557	176	226	41	0	1:21.084	42.182	17.601		21.301	176	227		
20	0	1:20.988	42.202	17.687		21.099	177	226	42	0	1:21.011	42.127	17.619		21.265	176	225		
21	0	1:20.298	41.660	17.493		21.145	173	226	43	0	1:20.945	42.164	17.549		21.232	174	227		
22	0	1:21.071	41.870	17.676		21.525	174	225	44	0	1:21.195	42.137	17.650		21.408	168	227		
36		Arjun Maini								Mercedes-AMG Team HRT							theoretical best time: 1:20.435		
1	0	1:27.159	46.940	18.577		21.642	169	191	9	0	1:20.674	41.755	17.622		21.297	169	218		
2	0	1:21.849	42.623	17.760		21.466	168	221	10	0	1:20.816	41.788	17.610		21.418	169	219		
3	0	1:20.787	41.958	17.561		21.268	171	222	11	0	1:21.051	41.964	17.617		21.470	169	220		
4	0	1:20.670	41.725	17.653		21.292	171	220	12	0	1:21.634	42.269	17.747		21.618	169	220		
5	0	1:20.592	41.772	17.535		21.285	171	220	13	0	1:21.639	42.159	17.657		21.823	168	219		
6	0	1:20.979	41.632	17.640		21.707	164	220	14	0	1:21.380	42.335	17.612		21.433	165	220		
7	0	1:21.727	42.315	17.844		21.568	169	218	15	0	1:25.347	42.223	17.660		25.464		220		
8	0	1:22.272	42.842	17.848		21.582	166	220	16			1:14.283							

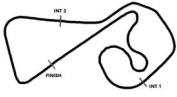


Sector List

Lap Id	Time	SE1	SP1	SE2	SP2	SE3	SP3	TSP	Lap Id	Time	SE1	SP1	SE2	SP2	SE3	SP3	TSP		
63		Jordan Pepper							Lamborghini Team TGI by GRT						theoretical best time: 1:19.791				
1	0	1:23.358	44.378	17.836		21.144	169	179	13	0	1:21.035	42.223	17.429		21.383	169	220		
2	0	1:20.695	41.867	17.703		21.125	169	219	14	0	1:21.225	42.242	17.533		21.450	168	221		
3	0	1:20.253	41.478	17.790		20.985	171	219	15	0	1:21.842	42.494	17.743		21.605	168	221		
4	0	1:20.151	41.465	17.498		21.188	168	220	16	0	1:24.742	42.376	17.580		24.786		220		
5	0	1:20.242	41.604	17.520		21.118	169	219	17	0	1:53.719	1:14.777	17.744		21.198	169			
6	0	1:20.676	41.780	17.587		21.309	169	220	18	0	1:20.727	42.115	17.444		21.168	169	220		
7	0	1:21.067	42.223	17.527		21.317	166	222	19	0	1:21.632	42.289				171	220		
8	0	1:20.657	41.805	17.599		21.253	168	220	20	0	1:20.341	41.704	17.447		21.190	169	219		
9	0	1:20.614	41.907	17.495		21.212	171	221	21	0	1:20.245	41.819	17.341		21.085	169	221		
10	0	1:20.685	41.902	17.535		21.248	169	220	22	0	1:21.578	42.309	17.772		21.497	169	220		
11	0	1:20.947	42.006	17.596		21.345	169	221	23								221		
12	0	1:20.985	42.137	17.462		21.386	166	221											

69		Thierry Vermeulen							EMIL FREY RACING						theoretical best time: 1:19.013				
1	1	1:19.246	41.014	17.248		20.984	169	179	23	1	1:23.845	41.203	19.353		23.289	166	221		
2	1	1:19.709	41.505	17.264		20.940	171	219	24	1	1:59.568	57.574	30.767		31.227	141	217		
3	1	1:19.257	41.192	17.178		20.887	171	219	25	1	1:58.504	1:01.603	26.810		30.091	147	184		
4	1	1:19.082	41.189	17.119		20.774	173	220	26	1	1:52.549	57.231	26.313		29.005	131	205		
5	1	1:19.087	41.120	17.123		20.844	168	221	27	1	1:54.897	59.226	26.533		29.138	140	198		
6	1	1:19.304	41.268	17.207		20.829	176	221	28	1	1:55.337	55.889	26.123		33.325	171	177		
7	1	1:19.552	41.331	17.204		21.017	171	222	29	1	1:19.977	41.753	17.182		21.042	173	218		
8	1	1:20.108	41.482	17.400		21.226	171	221	30	1	1:19.645	41.486	17.127		21.032	173	222		
9	1	1:20.246	41.568	17.426		21.252	169	221	31	1	1:19.427	41.393	17.132		20.902	168	221		
10	1	1:20.088	41.609	17.324		21.155	169	220	32	1	1:19.185	41.141	17.154		20.890	171	222		
11	1	1:20.122	41.568	17.378		21.176	171	220	33	1	1:23.929	45.652	17.238		21.039	168	222		
12	1	1:20.227	41.704	17.346		21.177	173	221	34	1	1:19.907	41.615	17.274		21.018	173	222		
13	1	1:20.265	41.826	17.269		21.170	171	221	35	1	1:19.974	41.563	17.298		21.113	171	222		
14	1	1:20.278	41.666	17.334		21.278	166	222	36	1	1:20.112	41.705	17.247		21.160	171	222		
15	1	1:20.368	41.912	17.315		21.141	171	220	37	1	1:20.193	41.730	17.413		21.050	169	222		
16	1	1:20.275	41.764	17.333		21.178	169	221	38	1	1:20.251	41.753	17.428		21.070	166	223		
17	1	1:24.449	41.934	17.556		24.959		220	39	1	1:20.705	41.992	17.481		21.232	169	222		
18	1	1:52.124	1:12.802	17.972		21.350	169		40	1	1:20.288	41.800	17.294		21.194	171	222		
19	1	1:20.085	41.839	17.274		20.972	168	220	41	1	1:20.297	41.887	17.241		21.169	171	222		
20	1	1:19.716	41.531	17.188		20.997	171	221	42	1	1:20.349	41.979	17.293		21.077	165	222		
21	1	1:19.757	41.384	17.346		21.027	171	221	43	1	1:20.586	42.148	17.347		21.091	171	223		
22	1	1:19.908	41.543	17.306		21.059	171	221	44	1	1:20.594	41.957	17.403		21.234	171	224		

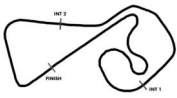
71		Maximilian Paul							Paul Motorsport						theoretical best time: 1:19.992				
1	0	1:26.156	45.520	18.874		21.762	165	194	12	0	1:21.743	42.139	18.169		21.435	168	219		
2	0	1:21.216	42.188	17.663		21.365	168	218	13	0	1:21.202	42.017	17.632		21.553	169	219		
3	0	1:20.768	41.841	17.646		21.281	169	218	14	0	1:21.489	42.271	17.660		21.558	166	220		
4	0	1:20.374	41.584	17.552		21.238	169	219	15	0	1:24.787	42.209	17.616		24.962		219		
5	0	1:20.959	42.132	17.585		21.242	169	218	16	0	1:56.162	1:16.508	18.195		21.459	168			
6	0	1:21.782	41.876	17.540		22.366	162	219	17	0	1:21.092	42.205	17.721		21.166	168	217		
7	0	1:21.371	42.279	17.740		21.352	168	216	18	0	1:19.992	41.556	17.410		21.026	169	218		
8	0	1:20.869	41.864	17.573		21.432	168	219	19	0	1:20.662	41.786	17.631		21.245	169	219		
9	0	1:20.907	41.903	17.619		21.385	168	219	20	0	1:20.689	41.770	17.669		21.250	168	219		
10	0	1:21.087	41.951	17.701		21.435	168	218	21	0	1:30.453	47.066	17.893		25.494		219		
11	0	1:21.421	42.128	17.789		21.504	168	218											



Sector List

Lap	Id	Time	SE1	SP1	SE2	SP2	SE3	SP3	TSP	Lap	Id	Time	SE1	SP1	SE2	SP2	SE3	SP3	TSP			
85		Clemens Schmid									Dörr Motorsport								theoretical best time: 1:19.688			
1	0	1:27.904	48.468		18.101		21.335	171	184	23	0	1:30.497	43.819		22.963		23.715	148	221			
2	0	1:21.429	42.462		17.774		21.193	173	221	24	0	1:34.049	45.500		18.734		29.815	92	197			
3	0	1:21.343	42.313		17.800		21.230	173	222	25	0	1:59.360	1:04.653		26.288		28.419	105	128			
4	0	1:20.428	41.461		17.690		21.277	171	222	26	0	1:52.652	1:00.170		22.825		29.657	72	155			
5	0	1:20.487	42.087		17.363		21.037	171	222	27	0	1:55.495	58.412		28.071		29.012	98	160			
6	0	1:21.280	41.505		17.490		22.285	155	221	28	0	1:48.270	57.893		23.830		26.547	169	128			
7	0	1:21.043	42.053		17.605		21.385	169	213	29	0	1:21.936	42.886		17.708		21.342	169	223			
8	0	1:21.202	42.273		17.638		21.291	169	222	30	0	1:22.228	42.320		18.040		21.868	171	222			
9	0	1:20.408	41.725		17.426		21.257	169	222	31	0	1:21.189	42.260		17.545		21.384	169	222			
10	0	1:21.162	42.059		17.639		21.464	166	221	32	0	1:20.569	41.835		17.482		21.252	171	222			
11	0	1:21.447	42.183		17.631		21.633	169	219	33	0	1:20.613	41.884		17.415		21.314	168	222			
12	0	1:21.310	42.244		17.679		21.387	171	221	34	0	1:20.950	42.131		17.491		21.328	169	222			
13	0	1:21.762	42.484		17.794		21.484	169	222	35	0	1:21.250	42.032		17.692		21.526	166	221			
14	0	1:21.342	42.240		17.747		21.355	169	222	36	0	1:21.200	42.258		17.507		21.435	169	220			
15	0	1:21.750	42.410		17.677		21.663	166	222	37	0	1:21.028	42.140		17.553		21.335	169	221			
16	0	1:21.146	42.133		17.494		21.519	168	219	38	0	1:20.888	41.959		17.490		21.439	169	222			
17	0	1:24.606	41.994		17.504		25.108		220	39	0	1:20.926	42.018		17.449		21.459	168	222			
18	0	1:52.519	1:13.641		17.685		21.193	169		40	0	1:21.334	42.300		17.569		21.465	169	222			
19	0	1:20.178	41.805		17.409		20.964	169	219	41	0	1:21.736	42.401		17.743		21.592	171	222			
20	0	1:20.052	41.664		17.390		20.998	171	221	42	0	1:22.017	42.739		17.807		21.471	171	222			
21	0	1:19.959	41.732		17.270		20.957	171	221	43	0	1:21.447	42.306		17.666		21.475	171	223			
22	0	1:20.105	41.654		17.313		21.138	169	222	44	0	1:22.078	42.483		17.764		21.831	168	223			

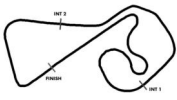
90		Ayhancan Güven									Manthey EMA								theoretical best time: 1:19.612			
1	0	1:24.618	45.247		18.083		21.288	168	181	23	0	1:34.050	46.677		23.795		23.578	158	218			
2	0	1:20.550	41.875		17.497		21.178	169	216	24	0	1:35.164	46.001		18.471		30.692	94	211			
3	0	1:20.407	41.617		17.509		21.281	171	218	25	0	1:58.278	1:03.912		26.384		27.982	109	167			
4	0	1:20.216	41.450		17.441		21.325	166	219	26	0	1:52.630	59.701		23.979		28.950	82	185			
5	0	1:21.042	42.436		17.523		21.083	166	214	27	0	1:54.903	58.477		28.337		28.089	108	185			
6	0	1:21.274	41.699		18.285		21.290	168	218	28	0	1:51.554	58.594		23.788		29.172	173	178			
7	0	1:20.812	42.009		17.631		21.172	168	218	29	0	1:21.974	42.680		17.923		21.371	166	218			
8	0	1:20.449	41.631		17.528		21.290	169	218	30	0	1:21.920	42.871		17.780		21.269	169	218			
9	0	1:20.578	41.799		17.642		21.137	168	218	31	0	1:20.332	41.748		17.474		21.110	169	219			
10	0	1:20.737	41.836		17.622		21.279	168	217	32	0	1:20.137	41.503		17.513		21.121	169	219			
11	0	1:20.863	41.937		17.624		21.302	168	218	33	0	1:20.884	42.197		17.579		21.108	169	218			
12	0	1:20.786	41.984		17.559		21.243	168	217	34	0	1:22.021	42.989		17.664		21.368	166	217			
13	0	1:20.836	42.066		17.529		21.241	168	218	35	0	1:20.940	42.342		17.421		21.177	168	217			
14	0	1:21.100	42.249		17.584		21.267	168	219	36	0	1:20.416	41.740		17.422		21.254	169	217			
15	0	1:21.407	42.260		17.629		21.518	168	219	37	0	1:20.280	41.737		17.305		21.238	169	217			
16	0	1:21.998	42.865		17.692		21.441	169	218	38	0	1:20.407	41.906		17.392		21.109	168	217			
17	0	1:21.394	42.237		17.724		21.433	171	216	39	0	1:20.377	41.745		17.438		21.194	169	218			
18	0	1:24.843	42.106		17.686		25.051		217	40	0	1:20.516	41.878		17.481		21.157	168	218			
19	0	1:50.572	1:11.560		17.702		21.310	168		41	0	1:20.479	41.872		17.458		21.149	169	218			
20	0	1:20.395	41.938		17.527		20.930	171	216	42	0	1:20.679	42.003		17.515		21.161	171	218			
21	0	1:19.652	41.442		17.345		20.865	168	217	43	0	1:21.075	42.101		17.633		21.341	169	219			
22	0	1:19.989	41.602		17.372		21.015	168	217	44	0	1:21.080	42.043		17.595		21.442	168	219			



Sector List

Lap Id	Time	SE1	SP1	SE2	SP2	SE3	SP3	TSP	Lap Id	Time	SE1	SP1	SE2	SP2	SE3	SP3	TSP		
91		Thomas Preining								Manthey EMA							theoretical best time: 1:19.076		
1	0	1:23.941	44.772	17.953	21.216	165	175	23	0	1:22.324	42.222	18.857	21.245	168	219				
2	0	1:20.521	41.678	17.837	21.006	169	216	24	0	1:49.637	47.762	30.254	31.621	104	217				
3	0	1:20.329	41.547	17.754	21.028	171	218	25	0	1:57.603	1:01.715	26.867	29.021	121	193				
4	0	1:20.022	41.441	17.572	21.009	168	218	26	0	1:52.747	58.201	26.480	28.066	119	177				
5	0	1:20.256	41.658	17.613	20.985	169	219	27	0	1:55.193	59.041	27.375	28.777	122	159				
6	0	1:20.436	41.751	17.624	21.061	166	218	28	0	1:53.851	56.348	26.174	31.329	165	186				
7	0	1:21.245	42.519	17.631	21.095	168	220	29	0	1:21.399	42.702	17.652	21.045	169	217				
8	0	1:20.618	41.798	17.625	21.195	171	219	30	0	1:20.006	41.441	17.478	21.087	168	218				
9	0	1:20.691	42.019	17.538	21.134	169	219	31	0	1:19.851	41.516	17.306	21.029	168	219				
10	0	1:20.675	41.889	17.626	21.160	168	218	32	0	1:19.712	41.480	17.308	20.924	169	218				
11	0	1:20.812	42.054	17.558	21.200	168	219	33	0	1:20.412	41.829	17.461	21.122	166	219				
12	0	1:21.019	42.253	17.593	21.173	165	219	34	0	1:20.279	41.715	17.509	21.055	169	218				
13	0	1:21.172	42.361	17.564	21.247	171	219	35	0	1:20.179	41.717	17.374	21.088	168	218				
14	0	1:21.085	42.213	17.608	21.264	168	219	36	0	1:20.169	41.632	17.372	21.165	168	218				
15	0	1:21.830	42.597	17.752	21.481	165	220	37	0	1:20.229	41.772	17.347	21.110	169	217				
16	0	1:25.297	42.403	17.788	25.106		219	38	0	1:20.190	41.660	17.470	21.060	168	218				
17	0	1:49.846	1:11.124	17.638	21.084	169		39	0	1:20.151	41.739	17.364	21.048	168	218				
18	0	1:20.012	41.440	17.663	20.909	168	217	40	0	1:20.368	41.680	17.406	21.282	169	218				
19	0	1:19.700	41.107	17.740	20.853	169	217	41	0	1:20.074	41.608	17.332	21.134	168	218				
20	0	1:19.611	41.126	17.569	20.916	171	217	42	0	1:20.271	41.778	17.349	21.144	169	218				
21	0	1:19.525	41.275	17.468	20.782	168	218	43	0	1:20.636	42.000	17.424	21.212	161	218				
22	0	1:19.411	41.378	17.187	20.846	169	218	44	0	1:20.968	41.958	17.665	21.345	168	219				

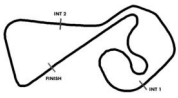
92		Mirko Bortolotti								SSR Performance							theoretical best time: 1:19.810		
1	0	1:24.315	45.052	17.953	21.310	173	182	23	0	1:34.996	47.449	24.028	23.519	169	222				
2	0	1:20.602	41.641	17.664	21.297	174	220	24	0	1:35.023	45.911	18.311	30.801	96	218				
3	0	1:20.279	41.493	17.629	21.157	173	219	25	0	1:58.306	1:03.541	26.941	27.824	116	178				
4	0	1:20.155	41.398	17.557	21.200	168	220	26	0	1:52.781	59.497	24.224	29.060	91	184				
5	0	1:20.254	41.512	17.535	21.207	173	219	27	0	1:54.088	58.196	28.472	27.420	99	176				
6	0	1:20.401	41.573	17.550	21.278	173	220	28	0	1:52.226	59.059	23.966	29.201	174	179				
7	0	1:21.384	42.295	17.822	21.267	173	222	29	0	1:22.403	43.172	17.909	21.322	174	221				
8	0	1:20.585	41.607	17.621	21.357	174	222	30	0	1:21.910	42.956	17.739	21.215	171	222				
9	0	1:20.725	41.820	17.580	21.325	174	221	31	0	1:20.129	41.509	17.445	21.175	174	222				
10	0	1:20.773	41.737	17.700	21.336	171	221	32	0	1:20.001	41.398	17.442	21.161	173	222				
11	0	1:20.915	41.879	17.697	21.339	171	222	33	0	1:20.130	41.532	17.511	21.087	174	222				
12	0	1:21.221	42.168	17.703	21.350	173	222	34	0	1:20.357	41.675	17.488	21.194	171	222				
13	0	1:20.896	41.869	17.628	21.399	173	222	35	0	1:20.577	41.754	17.524	21.299	173	222				
14	0	1:20.990	42.004	17.613	21.373	171	222	36	0	1:20.490	41.731	17.518	21.241	173	222				
15	0	1:24.838	42.322	17.708	24.808		222	37	0	1:20.461	41.695	17.522	21.244	174	222				
16	0	1:51.785	1:12.680	17.797	21.308	174		38	0	1:21.101	42.006	17.650	21.445	173	222				
17	0	1:21.413	42.568	17.703	21.142	174	221	39	0	1:20.938	42.078	17.482	21.378	171	222				
18	0	1:20.396	41.682	17.744	20.970	176	222	40	0	1:20.917	41.885	17.669	21.363	174	221				
19	0	1:20.153	41.740	17.443	20.970	171	222	41	0	1:20.718	41.834	17.632	21.252	173	222				
20	0	1:20.036	41.545	17.467	21.024	174	222	42	0	1:21.141	42.049	17.766	21.326	173	222				
21	0	1:20.367	41.663	17.549	21.155	173	222	43	0	1:21.135	42.021	17.777	21.337	173	222				
22	0	1:20.467	41.644	17.570	21.253	173	221	44	0	1:21.317	41.989	17.749	21.579	173	223				










Sector List

Lap Id	Time	SE1	SP1	SE2	SP2	SE3	SP3	TSP	Lap Id	Time	SE1	SP1	SE2	SP2	SE3	SP3	TSP		
94		Nicki Thiim								SSR Performance							theoretical best time: 1:20.102		
1	0	1:26.301	45.682	19.147		21.472	173	190	23	0	1:33.607	46.029	23.799		23.779	164	220		
2	0	1:21.328	42.372	17.743		21.213	173	221	24	0	1:33.735	45.203	18.540		29.992	86	216		
3	0	1:20.822	41.956	17.659		21.207	169	219	25	0	1:58.598	1:03.949	26.589		28.060	123	172		
4	0	1:20.825	42.131	17.531		21.163	169	219	26	0	1:52.703	59.989	23.334		29.380	88	177		
5	0	1:20.557	41.699	17.582		21.276	169	219	27	0	1:55.283	58.562	28.381		28.340	98	172		
6	0	1:21.060	41.895	17.561		21.604	169	218	28	0	1:49.827	58.056	24.013		27.758	171	158		
7	0	1:20.668	41.687	17.624		21.357	168	219	29	0	1:22.094	42.856	17.928		21.310	174	219		
8	0	1:20.728	41.683	17.626		21.419	169	219	30	0	1:23.067	42.900	18.553		21.614	169	221		
9	0	1:20.830	41.856	17.652		21.322	169	219	31	0	1:20.913	42.066	17.576		21.271	174	220		
10	0	1:21.215	42.117	17.746		21.352	171	219	32	0	1:20.554	41.745	17.578		21.231	168	220		
11	0	1:21.143	41.919	17.767		21.457	171	219	33	0	1:20.791	41.956	17.341		21.494	166	220		
12	0	1:21.098	42.183	17.611		21.304	171	219	34	0	1:20.714	42.055	17.413		21.246	173	219		
13	0	1:21.034	42.096	17.563		21.375	171	220	35	0	1:21.611	42.355	17.709		21.547	166	219		
14	0	1:21.261	42.232	17.672		21.357	169	221	36	0	1:21.008	42.116	17.577		21.315	174	218		
15	0	1:21.154	42.166	17.622		21.366	169	221	37	0	1:20.838	41.908	17.573		21.357	169	220		
16	0	1:24.346	42.266	17.701		24.379		219	38	0	1:20.841	41.968	17.557		21.316	169	220		
17	0	1:50.297	1:11.563	17.603		21.131	171		39	0	1:20.780	42.051	17.496		21.233	173	221		
18	0	1:20.249	41.676	17.488		21.085	171	219	40	0	1:21.076	42.274	17.497		21.305	169	220		
19	0	1:20.614	41.699	17.594		21.321	169	219	41	0	1:20.859	42.149	17.458		21.252	171	220		
20	0	1:21.231	42.420	17.587		21.224	174	220	42	0	1:20.864	42.158	17.424		21.282	171	220		
21	0	1:20.352	41.840	17.392		21.120	171	220	43	0	1:21.112	42.260	17.587		21.265	171	220		
22	0	1:20.760	41.914	17.529		21.317	166	220	44	0	1:21.733	42.181	17.615		21.937	148	221		

Lap Id	Time	SE1	SP1	SE2	SP2	SE3	SP3	TSP	Lap Id	Time	SE1	SP1	SE2	SP2	SE3	SP3	TSP		
130		Maro Engel								Mercedes-AMG Team WINWARD							theoretical best time: 1:19.437		
1	0	1:22.917	43.963	17.749		21.205	168	178	23	0	1:21.988	41.855	18.424		21.709	169	221		
2	0	1:20.225	41.792	17.485		20.948	169	218	24	0	1:49.708	47.236	30.522		31.950	119	220		
3	0	1:20.040	41.540	17.462		21.038	169	220	25	0	1:57.768	1:01.457	26.627		29.684	131	195		
4	0	1:20.200	41.582	17.595		21.023	169	219	26	0	1:52.658	57.900	26.548		28.210	120	182		
5	0	1:20.350	41.497	17.601		21.252	165	220	27	0	1:55.300	58.954	27.421		28.925	123	168		
6	0	1:20.291	41.835	17.422		21.034	169	219	28	0	1:54.051	56.052	26.105		31.894	169	184		
7	0	1:20.657	41.756	17.628		21.273	169	221	29	0	1:22.290	43.356	17.679		21.255	171	221		
8	0	1:20.739	41.853	17.651		21.235	169	221	30	0	1:20.002	41.601	17.284		21.117	168	221		
9	0	1:20.801	41.881	17.644		21.276	169	220	31	0	1:20.143	41.646	17.330		21.167	168	220		
10	0	1:20.779	41.942	17.560		21.277	169	220	32	0	1:19.958	41.558	17.352		21.048	168	220		
11	0	1:20.931	41.907	17.726		21.298	168	221	33	0	1:20.188	41.689	17.309		21.190	168	221		
12	0	1:20.889	41.976	17.595		21.318	168	220	34	0	1:20.356	41.804	17.426		21.126	171	220		
13	0	1:21.096	42.064	17.673		21.359	169	220	35	0	1:20.491	41.820	17.399		21.272	169	221		
14	0	1:21.613	42.159	18.003		21.451	168	221	36	0	1:20.116	41.622	17.316		21.178	169	221		
15	0	1:22.224	42.693	17.998		21.533	166	220	37	0	1:20.144	41.727	17.276		21.141	169	220		
16	0	1:24.210	42.055	17.385		24.770		218	38	0	1:20.220	41.705	17.281		21.234	169	220		
17	0	1:50.269	1:11.475	17.667		21.127	168		39	0	1:20.325	41.682	17.405		21.238	169	221		
18	0	1:20.149	41.546	17.559		21.044	168	219	40	0	1:20.276	41.779	17.286		21.211	169	220		
19	0	1:19.915	41.330	17.601		20.984	169	220	41	0	1:20.808	41.916	17.541		21.351	168	220		
20	0	1:19.769	41.255	17.608		20.906	171	221	42	0	1:20.623	41.929	17.461		21.233	169	220		
21	0	1:19.748	41.313	17.385		21.050	169	221	43	0	1:20.765	42.043	17.472		21.250	168	221		
22	0	1:19.849	41.386	17.348		21.115	169	221	44	0	1:20.640	41.895	17.429		21.316	168	221		

**Top speed list
Provisional**

#	Name (NAT)	Team	Car name	Speed	Lap	Race time
31	Sheldon van der Linde	 Schubert Motorsport (DEU)	BMW M4 GT3	229.57	31	43:50.652
33	Rene Rast	 Schubert Motorsport (DEU)	BMW M4 GT3	229.09	29	41:06.458
11	Marco Wittmann	 Schubert Motorsport (DEU)	BMW M4 GT3	227.16	5	5:33.847
69	Thierry Vermeulen	 EMIL FREY RACING (CHE)	Ferrari 296 GT3	224.34	44	1:01:07.999
7	Ricardo Feller	 ABT Sportsline (DEU)	Audi R8 LMS GT3 EVO II	223.88	3	2:54.380
85	Clemens Schmid	 Dörr Motorsport (DEU)	McLaren 720S GT3 Evo	223.88	29	41:08.437
92	Mirko Bortolotti	 SSR Performance (DEU)	Lamborghini Huracan GT3 EVO 2	223.42	44	1:01:18.025
36	Arjun Maini	 Mercedes-AMG Team HRT (DEU)	Mercedes-AMG GT3	222.50	3	2:54.298
14	Jack Aitken	 EMIL FREY RACING (CHE)	Ferrari 296 GT3	222.50	15	18:56.289
63	Jordan Pepper	 Lamborghini Team TGI by GRT (AUT)	Lamborghini Huracan GT3 EVO 2	222.04	7	8:10.659
25	Ben Dörr	 Dörr Motorsport (DEU)	McLaren 720S GT3 Evo	222.04	9	10:59.373
22	Lucas Auer	 Mercedes-AMG Team MANN-FILTER (DEU)	Mercedes-AMG GT3	222.04	30	42:29.344
130	Maro Engel	 Mercedes-AMG Team WINWARD (DEU)	Mercedes-AMG GT3	221.59	14	17:35.223
94	Nicki Thiim	 SSR Performance (DEU)	Lamborghini Huracan GT3 EVO 2	221.59	14	17:42.901
19	Luca Engstler	 Lamborghini Team Liqui Moly by GRT (AUT)	Lamborghini Huracan GT3 EVO 2	221.59	30	42:27.470
3	Kelvin van der Linde	 ABT Sportsline (DEU)	Audi R8 LMS GT3 EVO II	221.14	7	8:07.932
4	Luca Stolz	 Mercedes-AMG Team HRT (DEU)	Mercedes-AMG GT3	221.14	9	10:43.912
91	Thomas Preining	 Manthey EMA (DEU)	Porsche 911 GT3 R 992	220.24	7	8:10.807
71	Maximilian Paul	 Paul Motorsport (DEU)	Lamborghini Huracan GT3 EVO 2	220.24	14	17:45.182
90	Ayhancan Güven	 Manthey EMA (DEU)	Porsche 911 GT3 R 992	219.79	32	45:10.655