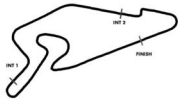


Lap Chart Provisional

Lap/Pl.	1	2	3	4	5	6	7	8	9	10	11	12	13	14	15	16	17	18	19	20
LAP 1	130	7	31	11	92	91	33	36	63	19	71	3	14	69	22	90	94	25	4	
LAP 2	130	7	31	11	92	91	33	36	63	19	71	3	14	69	22	90	94	25	4	
LAP 3	130	31	7	11	92	33	91	36	63	19	71	3	14	69	22	90	4	25		
LAP 4	130	31	7	11	92	33	91	36	63	19	3	71	14	69	22	90	4	25	SC	
LAP 5	130	31	7	11	92	33	91	36	63	19	3	71	14	69	22	90	4	25		
LAP 6	130	31	7	11	92	33	91	36	63	19	3	71	14	69	SC					
LAP 6	22	90	4	25																
LAP 7	130	31	7	11	92	33	91	36	63	3	19	14	71	69	22	90	4	25		
LAP 8	130	31	7	11	92	33	91	36	63	3	14	71	69	19	90	4	22	25		
LAP 9	130	31	7	11	92	33	91	36	63	3	14	71	69	19	90	4	22	25		
LAP 10	130	31	7	11	92	33	91	36	63	3	14	71	69	19	90	4	22	25		
LAP 11	130	31	7	11	92	33	91	36	63	3	14	71	69	19	90	4	22	25		
LAP 12	130	31	7	11	91	33	92	36	63	3	14	71	69	90	4	22	25	19		
LAP 13	130	31	7	11	91	92	33	63	3	14	71	69	90	4	22	25	19	SC		
LAP 14	130	31	7	11	91	92	33	63	3	14	71	69	90	4	22	25	19			
LAP 15	130	31	7	11	91	92	33	63	3	14	71	69	90	4	SC					
LAP 15	22	25	19																	
LAP 16	130	7	11	33	63	14	31	69	90	91	4	92	22	25	19	3	71			
LAP 17	11	33	130	63	14	7	90	69	22	19	4	25	31	91	3	92	71			
LAP 18	11	14	90	33	69	63	22	19	130	31	7	91	3	92	4	71	25	33'		
LAP 19	14	90	11	69	22	19	31	130	91	3	7	63	92	4	71	25	33	33'		
LAP 20	14	90	69	22	19	31	130	11	91	3	7	63	92	4	71	25	33'			
LAP 21	14	90	69	22	31	130	11	91	3	7	63	92	4	71	25	19	33'			
LAP 22	69	14	90	31	130	11	91	3	7	63	92	4	71	22	25	19				
LAP 23	69	31	130	14	11	91	3	7	90	63	92	4	71	22	25	19				
LAP 24	69	31	130	11	3	91	14	7	90	63	92	4	71	22	25	19	33			
LAP 25	31	130	11	3	69	7	91	90	14	92	63	4	71	22	25	19	33			
LAP 26	31	130	11	3	69	91	7	90	14	92	63	4	71	22	25	19	33			
LAP 27	31	130	11	3	69	91	7	90	14	92	63	4	71	22	25	19	33			
LAP 28	31	130	11	3	69	91	90	7	14	92	63	4	71	22	25	19	33			
LAP 29	31	130	11	3	69	91	90	7	14	92	63	4	22	71	25	19	33			
LAP 30	31	130	11	3	69	91	90	7	14	92	63	4	22	71	25	19	33			
LAP 31	31	130	11	3	69	91	90	7	92	63	4	22	71	14	25	19	33	33'		
LAP 32	31	130	11	3	69	91	90	7	92	63	4	22	71	14	25	19	33	33'		
LAP 33	31	130	11	3	69	91	90	7	92	63	4	22	71	14	25	19	33'			





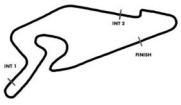
**Lap Chart
Provisional**

Lap/Pl.	1	2	3	4	5	6	7	8	9	10	11	12	13	14	15	16	17	18	19	20
LAP 34	31	130	11	3	69	91	90	7	92	63	4	22	71	14	25	19	33'			
LAP 35	31	130	11	3	69	91	90	7	92	63	4	22	14	71	25	19	33'			
LAP 36	31	130	11	3	69	91	90	7	92	63	4	22	14	71	25	19	33'			
LAP 37	31	130	11	3	69	91	90	7	92	63	4	22	14	71	25	19	33'			
LAP 38	31	130	11	3	69	91	90	7	92	63	4	22	14	71	25	19	33'			
LAP 39	31	130	11	3	69	91	90	7	92	63	4	22	14	71	25	19				
LAP 40	31	130	11	3	90	91	69	7	92	63	4	22	14	71	25	19				
LAP 41	31	130	11	3	90	91	69	7	92	63	4	22	14	71	25	19	33			

.- PIT STOP

' - LAP BEHIND



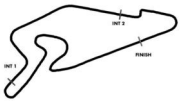


Sector List

Lap Id	Time	SE1	SP1	SE2	SP2	SE3	SP3	TSP	Lap Id	Time	SE1	SP1	SE2	SP2	SE3	SP3	TSP						
3		Kelvin van der Linde								ABT Sportsline							theoretical best time: 1:27.580						
1	0	1:33.450	48.110	133	22.778	237	22.562	185	237	22	0	1:27.634	44.861	134									
2	0	1:30.082				238	21.462		238	23	0	1:27.912	44.562	135									
3	0	1:28.536								24	0	1:28.272	45.356	133			192						
4	0	1:33.959								25	0	1:27.883											
5	0	1:53.823	52.263	93						26	0	1:27.403	44.567	135									
6	0	1:56.799				151	26.859	191	151	27	0	1:27.252	44.500	135									
7	0	1:28.060	44.980	135	22.057	239	21.023		239	28	0	1:27.298											
8	0	1:27.575	44.648	133				191		29	0	1:27.358											
9	0	1:27.638						192		30	0	1:27.420											
10	0	1:27.573								31	0	1:27.380											
11	0	1:27.623			241	21.217		241		32	0	1:27.549											
12	0	1:28.385	44.801	149						33	0	1:27.540											
13	0	1:33.093						190		34	0	1:27.295					193						
14	0	1:57.195	57.178	138	31.507	151	28.510		151	35	0	1:27.649	44.685	134									
15	0	1:59.553	1:00.755	103	33.708		25.090		192	36	0	1:27.666	44.632	133			193						
16	0	1:33.373	45.177	134						37	0	1:27.879					192						
17	0	2:03.854						190		38	0	1:27.697											
18	0	1:28.585								39	0	1:27.743											
19	0	1:27.929								40	0	1:27.996	44.664	133			192						
20	0	1:26.956								41	0	1:28.227	44.931	132			192						
21	0	1:27.246	44.523	134																			

Lap Id	Time	SE1	SP1	SE2	SP2	SE3	SP3	TSP	Lap Id	Time	SE1	SP1	SE2	SP2	SE3	SP3	TSP						
4		Luca Stolz								Mercedes-AMG Team HRT							theoretical best time: 1:26.941						
1	0	1:37.582	53.996	138	22.224	238	21.362	194	238	22	0	1:28.126	44.376	136	22.633	238	21.117	194	238				
2	0	1:28.767	45.001	137	22.170	240	21.596	188	240	23	0	1:27.425	44.526	137	21.853	240	21.046	194	240				
3	0	1:28.325	45.388	137	21.915	238	21.022	194	238	24	0	1:27.428	44.281	135	21.976	240	21.171	195	240				
4	0	1:35.465	47.886	119	25.022	164	22.557	188	164	25	0	1:29.791	45.404	135	22.440	241	21.947	194	241				
5	0	1:55.419	52.372	100	34.181	141	28.866	74	141	26	0	1:27.891	44.673	136	22.006	240	21.212	194	240				
6	0	1:53.810	58.743	97	29.701	145	25.366	192	145	27	0	1:27.969	44.796	136	22.015	242	21.158	194	242				
7	0	1:28.463	45.013	135	22.171	239	21.279	194	239	28	0	1:27.899	44.805	137	21.930	241	21.164	195	241				
8	0	1:29.911	45.637	137	22.571	240	21.703	194	240	29	0	1:27.862	44.746	135	21.948	238	21.168	195	238				
9	0	1:28.050	44.913	136	22.133	238	21.004	195	238	30	0	1:27.667	44.683	136	21.928	238	21.056	195	238				
10	0	1:28.161	44.851	135	22.087	239	21.223	194	239	31	0	1:27.780	44.693	136	21.930	240	21.157	195	240				
11	0	1:28.099	44.918	135	22.025	240	21.156	192	240	32	0	1:27.919	44.697	137	21.969	241	21.253	195	241				
12	0	1:28.989	45.669	135	22.070	238	21.250	192	238	33	0	1:27.799	44.738	135	21.950	240	21.111	194	240				
13	0	1:32.017	44.845	137	23.885	155	23.287	187	155	34	0	1:27.893	44.667	136	22.015	241	21.211	194	241				
14	0	1:55.811	56.354	100	31.436	163	28.021	96	163	35	0	1:27.761	44.768	136	21.887	238	21.106	195	238				
15	0	1:56.863	1:00.152	80	32.751	99	23.960	193	99	36	0	1:27.994	44.801	135	22.064	240	21.129	195	240				
16	0	1:28.901	45.375	136	22.305	237	21.221	193	237	37	0	1:28.137	44.935	135	22.072	239	21.130	195	239				
17	0	1:33.705	45.529	134	22.234	240	25.942		240	38	0	1:28.008	44.877	135	22.019	238	21.112	195	238				
18	0	2:04.480	1:20.069	131	22.870	236	21.541	192	236	39	0	1:28.048	44.816	135	22.038	238	21.194	195	238				
19	0	1:28.426	45.206	136	22.159	238	21.061	195	238	40	0	1:27.853	44.816	134	21.956	240	21.081	194	240				
20	0	1:27.288	44.514	136	21.850	240	20.924	195	240	41	0	1:28.377	44.810	135	22.104	238	21.463	194	238				
21	0	1:26.961	44.301	138	21.777	240	20.883	195	240														



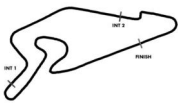


Sector List

Lap Id	Time	SE1	SP1	SE2	SP2	SE3	SP3	TSP	Lap Id	Time	SE1	SP1	SE2	SP2	SE3	SP3	TSP						
7		Ricardo Feller								ABT Sportsline							theoretical best time: 1:26.989						
1	0	1:29.353	45.806	134	22.378	236	21.169	190	236	22	0	1:27.269	44.609	134	21.848	240	20.812	192	240				
2	0	1:27.999	44.914	136	22.010	237	21.075	189	237	23	0	1:27.594	44.499	135	21.879	241	21.216	191	241				
3	0	1:28.875	45.732	133	22.068	238	21.075	191	238	24	0	1:29.135	45.430	136	22.119	244	21.586	193	244				
4	0	1:29.972	44.518	132	23.005	203	22.449	186	203	25	0	1:28.829	44.569	135	22.075	240	22.185	188	240				
5	0	1:56.969	56.253	94	32.183	152	28.533	162	152	26	0	1:28.222	45.255	134	21.889	241	21.078	192	241				
6	0	1:59.722	1:00.068	93	31.971	126	27.683	191	126	27	0	1:27.870	45.001	135	21.912	240	20.957	192	240				
7	0	1:27.314	44.552	136	21.908	240	20.854	191	240	28	0	1:28.502	45.473	133	22.140	241	20.889	192	241				
8	0	1:27.604	44.559	134	21.989	240	21.056	191	240	29	0	1:27.450	44.635	135	21.915	240	20.900	192	240				
9	0	1:27.431	44.519	135	21.988	240	20.924	191	240	30	0	1:27.515	44.735	134	21.891	240	20.889	192	240				
10	0	1:28.905	45.175	132	22.665	238	21.065	191	238	31	0	1:27.256	44.508	135	21.948	238	20.800	192	238				
11	0	1:27.325	44.541	134	21.870	240	20.914	190	240	32	0	1:27.523	44.701	135	21.978	239	20.844	192	239				
12	0	1:27.396	44.534	133	21.939	239	20.923	190	239	33	0	1:27.585	44.541	135	22.016	239	21.028	191	239				
13	0	1:29.202	44.623	135	22.151	224	22.428	191	224	34	0	1:27.674	44.750	134	22.084	239	20.840	192	239				
14	0	2:00.928	1:01.296	96	30.677	146	28.955	146	146	35	0	1:27.628	44.662	134	21.997	239	20.969	193	239				
15	0	2:01.615	1:00.688	110	34.295	89	26.632	190	89	36	0	1:27.748	44.699	135	21.978	238	21.071	191	238				
16	0	1:28.427	45.282	135	22.159	238	20.986	191	238	37	0	1:27.563	44.677	135	22.026	239	20.860	192	239				
17	0	1:32.660	44.791	133	22.061	238	25.808		238	38	0	1:27.723	44.646	133	22.096	238	20.981	192	238				
18	0	2:05.598	1:20.159	131	23.228	234	22.211	191	234	39	0	1:27.857	44.677	135	22.044	238	21.136	192	238				
19	0	1:29.932	46.139	133	22.321	240	21.472	195	240	40	0	1:28.308	45.243	135	22.044	240	21.021	192	240				
20	0	1:28.355	44.988	133	22.067	239	21.300	191	239	41	0	1:28.450	45.033	134	22.188	238	21.229	193	238				
21	0	1:27.009	44.481	135	21.868	241	20.660	193	241														

Lap Id	Time	SE1	SP1	SE2	SP2	SE3	SP3	TSP	Lap Id	Time	SE1	SP1	SE2	SP2	SE3	SP3	TSP						
11		Marco Wittmann								Schubert Motorsport							theoretical best time: 1:26.770						
1	0	1:30.102	46.054	131	22.514	244	21.534	195	244	22	0	1:27.702	44.964	134	21.843	243	20.895	195	243				
2	0	1:28.850	45.466	134	22.059	242	21.325	194	242	23	0	1:28.940	44.656	132	22.419	243	21.865	193	243				
3	0	1:28.062	44.944	133	22.003	242	21.115	195	242	24	0	1:27.984	45.420	133	21.726	243	20.838	195	243				
4	0	1:30.219	44.864	128	22.835	216	22.520	194	216	25	0	1:27.815	45.188	134	21.744	242	20.883	195	242				
5	0	1:56.618	56.018	90	31.943	152	28.657	164	152	26	0	1:26.812	44.342	137	21.628	242	20.842	195	242				
6	0	1:59.455	59.984	95	32.016	117	27.455	193	117	27	0	1:26.886	44.326	136	21.700	243	20.860	195	243				
7	0	1:27.763	44.901	134	21.916	243	20.946	194	243	28	0	1:27.081	44.476	136	21.732	242	20.873	195	242				
8	0	1:27.245	44.489	136	21.843	243	20.913	195	243	29	0	1:26.968	44.374	134	21.728	242	20.866	195	242				
9	0	1:27.277	44.398	133	21.905	243	20.974	195	243	30	0	1:27.072	44.473	134	21.783	243	20.816	195	243				
10	0	1:28.954	45.020	132	22.546	236	21.388	195	236	31	0	1:27.035	44.367	136	21.761	243	20.907	195	243				
11	0	1:27.352	44.577	134	21.879	243	20.896	194	243	32	0	1:27.052	44.442	135	21.793	243	20.817	195	243				
12	0	1:27.397	44.641	135	21.834	243	20.922	195	243	33	0	1:27.251	44.564	135	21.803	243	20.884	196	243				
13	0	1:30.038	44.514	134	22.213	219	23.311	192	219	34	0	1:27.248	44.535	135	21.799	243	20.914	196	243				
14	0	2:00.299	1:00.853	94	30.520	144	28.926	167	144	35	0	1:27.296	44.611	134	21.811	243	20.874	195	243				
15	0	2:01.354	1:01.018	106	33.956	91	26.380	194	91	36	0	1:27.419	44.580	134	21.825	243	21.014	195	243				
16	0	1:28.513	45.398	133	22.067	242	21.048	194	242	37	0	1:27.501	44.655	132	21.876	243	20.970	195	243				
17	0	1:27.735	44.779	133	21.987	243	20.969	195	243	38	0	1:27.513	44.751	135	21.762	243	21.000	196	243				
18	0	1:27.567	44.686	135	21.899	242	20.982	195	242	39	0	1:27.603	44.831	134	21.829	243	20.943	195	243				
19	0	1:31.862	44.619	136	21.859	242	25.384		242	40	0	1:27.517	44.629	134	21.796	243	21.092	196	243				
20	0	2:03.838	1:19.152	132	22.763	240	21.923	193	240	41	0	1:27.851	44.748	132	22.029	242	21.074	196	242				
21	0	1:29.104	45.537	133	22.289	243	21.278	195	243														

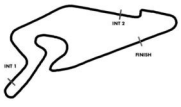




Sector List

Table with columns: Lap Id, Time, SE1, SP1, SE2, SP2, SE3, SP3, TSP, Lap Id, Time, SE1, SP1, SE2, SP2, SE3, SP3, TSP. It lists performance data for two drivers: Jack Aitken (EMIL FREY RACING) and Luca Engstler (Lamborghini Team Liqui Moly by GRT) across 21 laps.

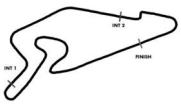




Sector List

Table with columns: Lap Id, Time, SE1, SP1, SE2, SP2, SE3, SP3, TSP. It lists performance data for two drivers: Lucas Auer (Mercedes-AMG Team MANN-FILTER) and Ben Dörr (Dörr Motorsport) across 21 laps.

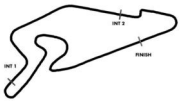




Sector List

Table with columns: Lap Id, Time, SE1, SP1, SE2, SP2, SE3, SP3, TSP. Rows include drivers Sheldon van der Linde, Rene Rast, and Arjun Maini with their respective lap times and sector data.

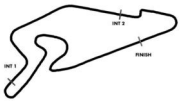




Sector List

Table with columns: Lap Id, Time, SE1, SP1, SE2, SP2, SE3, SP3, TSP. It lists performance data for two drivers: Franck Perera (Lamborghini Team TGI by GRT) and Thierry Vermeulen (EMIL FREY RACING) across 21 laps.

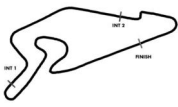




Sector List

Lap Id	Time	SE1	SP1	SE2	SP2	SE3	SP3	TSP	Lap Id	Time	SE1	SP1	SE2	SP2	SE3	SP3	TSP		
71		Maximilian Paul								Paul Motorsport							theoretical best time: 1:27.069		
1	0	1:33.439	48.271	131	22.982	235	22.186	187	235	22	0	1:27.838	44.313	134	22.097	238	21.428	192	238
2	0	1:29.868	46.047	133	22.244	237	21.577	191	237	23	0	1:27.387	44.534	133	21.871	238	20.982	191	238
3	0	1:28.231	44.969	134	22.099	238	21.163	190	238	24	0	1:27.859	44.612	127	22.228	238	21.019	192	238
4	0	1:35.015	47.457	111	24.435	189	23.123	181	189	25	0	1:29.447	44.874	131	22.382	238	22.191	190	238
5	0	1:54.373	52.326	94	33.185	148	28.862	133	148	26	0	1:28.084	44.993	133	21.975	238	21.116	192	238
6	0	1:56.134	59.389	97	30.043	150	26.702	190	150	27	0	1:27.818	44.646	131	22.075	238	21.097	192	238
7	0	1:29.407	45.439	131	22.274	240	21.694	189	240	28	0	1:27.806	44.715	132	22.000	239	21.091	191	239
8	0	1:28.817	45.589	132	22.078	237	21.150	188	237	29	0	1:28.912	45.819	130	22.057	238	21.036	192	238
9	0	1:28.044	44.941	133	22.006	238	21.097	191	238	30	0	1:27.482	44.594	133	21.934	239	20.954	194	239
10	0	1:27.670	44.622	133	21.946	237	21.102	191	237	31	0	1:27.623	44.494	132	22.001	239	21.128	192	239
11	0	1:27.755	44.624	135	21.882	237	21.249	191	237	32	0	1:27.665	44.591	133	22.005	239	21.069	192	239
12	0	1:27.751	44.684	135	21.995	237	21.072	192	237	33	0	1:27.998	44.709	132	22.058	239	21.231	192	239
13	0	1:34.602	45.659	133	24.638	158	24.305	186	158	34	0	1:28.095	44.807	132	22.015	239	21.273	192	239
14	0	1:54.955	56.161	102	30.535	193	28.259	134	193	35	0	1:29.845	46.218	132	22.240	239	21.387	192	239
15	0	1:58.296	1:00.000	74	33.596	115	24.700	191	115	36	0	1:28.051	44.764	133	21.983	239	21.304	193	239
16	0	1:33.421	45.202	130	22.263	237	25.956		237	37	0	1:27.945	44.753	134	22.110	238	21.082	194	238
17	0	2:06.657	1:21.960	130	22.944	234	21.753	191	234	38	0	1:28.008	44.745	132	22.098	238	21.165	194	238
18	0	1:29.033	45.739	134	22.213	236	21.081	192	236	39	0	1:28.419	44.985	134	22.064	238	21.370	193	238
19	0	1:28.226	44.989	133	22.096	237	21.141	192	237	40	0	1:28.217	44.826	133	22.005	238	21.386	192	238
20	0	1:27.364	44.535	134	21.944	238	20.885	192	238	41	0	1:28.210	44.877	132	22.000	239	21.333	193	239
21	0	1:27.170	44.328	132	21.880	239	20.962	191	239										

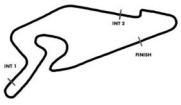
90		Ayhancan Güven								Manthey EMA							theoretical best time: 1:26.596		
1	0	1:35.201	48.814	133	23.096	239	23.291	190	239	22	0	1:31.542	44.595	135	21.749	238	25.198		238
2	0	1:30.183	46.071	133	22.416	238	21.696	186	238	23	0	2:05.222	1:19.414	132	23.586	240	22.222	181	240
3	0	1:28.488	45.645	135	22.029	238	20.814	191	238	24	0	1:29.455	46.030	132	22.228	240	21.197	192	240
4	0	1:35.525	47.863	120	25.148	183	22.514	184	183	25	0	1:28.837	45.892	133	21.942	240	21.003	192	240
5	0	1:55.386	52.270	98	34.021	141	29.095	74	141	26	0	1:28.151	45.376	135	21.866	240	20.909	193	240
6	0	1:54.097	58.564	118	29.686	173	25.847	191	173	27	0	1:27.644	44.917	134	21.863	241	20.864	192	241
7	0	1:28.578	45.123	131	22.151	240	21.304	191	240	28	0	1:27.207	44.797	134	21.753	239	20.657	192	239
8	0	1:29.807	45.601	133	22.799	240	21.407	191	240	29	0	1:26.887	44.458	134	21.712	241	20.717	193	241
9	0	1:27.873	44.991	134	21.868	240	21.014	192	240	30	0	1:26.768	44.384	135	21.815	240	20.569	192	240
10	0	1:28.174	45.077	135	21.966	240	21.131	192	240	31	0	1:26.968	44.429	135	21.726	240	20.813	191	240
11	0	1:28.263	45.063	135	22.132	239	21.068	191	239	32	0	1:26.696	44.484	135	21.651	241	20.561	193	241
12	0	1:28.719	45.810	132	22.022	236	20.887	190	236	33	0	1:27.016	44.648	135	21.757	241	20.611	194	241
13	0	1:32.071	44.593	135	24.006	167	23.472	176	167	34	0	1:27.502	44.723	134	21.868	241	20.911	193	241
14	0	1:55.626	56.349	102	31.333	147	27.944	100	147	35	0	1:27.682	44.780	136	21.895	241	21.007	194	241
15	0	1:57.096	1:00.138	88	32.823	105	24.135	189	105	36	0	1:27.684	44.878	136	21.896	240	20.910	194	240
16	0	1:28.912	45.545	134	22.094	240	21.273	192	240	37	0	1:28.028	44.904	135	22.193	240	20.931	192	240
17	0	1:28.175	45.503	134	21.886	237	20.786	191	237	38	0	1:27.409	44.655	134	21.903	240	20.851	192	240
18	0	1:27.398	44.846	132	21.788	238	20.764	191	238	39	0	1:28.084	44.740	135	22.044	240	21.300	194	240
19	0	1:27.048	44.558	135	21.742	238	20.748	192	238	40	0	1:28.180	45.410	135	21.950	238	20.820	193	238
20	0	1:27.045	44.485	135	21.791	240	20.769	192	240	41	0	1:27.208	44.503	136	21.812	240	20.893	192	240
21	0	1:27.216	44.692	134	21.764	239	20.760	192	239										



Sector List

Lap	Id	Time	SE1	SP1	SE2	SP2	SE3	SP3	TSP	Lap	Id	Time	SE1	SP1	SE2	SP2	SE3	SP3	TSP		
91			Thomas Preining							Manthey EMA						theoretical best time: 1:26.662					
1	0	1:31.741	46.777	131	22.743	238	22.221	190	238	22	0	1:27.790	44.896	134	21.939	241	20.955	192	241		
2	0	1:28.764	45.473	132	22.132	237	21.159	187	237	23	0	1:28.788	44.612	135	22.433	242	21.743	190	242		
3	0	1:28.667	45.480	133	22.128	238	21.059	190	238	24	0	1:29.892	46.293	133	22.170	244	21.429	192	244		
4	0	1:30.766	45.927	127	22.634	234	22.205	186	234	25	0	1:29.139	45.992	134	21.772	239	21.375	189	239		
5	0	1:56.927	55.641	83	32.455	157	28.831	149	157	26	0	1:27.904	44.867	135	21.875	240	21.162	192	240		
6	0	1:58.051	59.567	74	31.193	115	27.291	191	115	27	0	1:27.273	44.806	135	21.707	240	20.760	192	240		
7	0	1:28.043	45.074	133	21.967	240	21.002	191	240	28	0	1:27.142	44.440	133	21.890	239	20.812	193	239		
8	0	1:27.442	44.798	134	21.799	240	20.845	191	240	29	0	1:27.341	44.770	135	21.845	238	20.726	192	238		
9	0	1:27.329	44.574	134	21.822	240	20.933	190	240	30	0	1:26.948	44.506	135	21.778	240	20.664	192	240		
10	0	1:27.965	44.674	134	21.900	241	21.391	192	241	31	0	1:26.752	44.391	135	21.740	240	20.621	192	240		
11	0	1:27.935	45.010	133	21.875	241	21.050	191	241	32	0	1:26.955	44.445	136	21.778	239	20.732	192	239		
12	0	1:28.743	45.235	133	22.255	242	21.253	190	242	33	0	1:27.091	44.488	134	21.869	240	20.734	193	240		
13	0	1:28.077	44.656	135	21.804	238	21.617	184	238	34	0	1:27.589	44.639	133	21.891	241	21.059	193	241		
14	0	1:59.869	1:00.285	92	30.382	166	29.202	163	166	35	0	1:27.794	44.730	135	21.815	241	21.249	194	241		
15	0	2:01.028	1:00.782	115	34.127	96	26.119	190	96	36	0	1:27.580	44.784	135	21.799	241	20.997	193	241		
16	0	1:33.117	45.330	133	22.194	240	25.593		240	37	0	1:27.822	45.071	133	21.923	239	20.828	194	239		
17	0	2:02.570	1:18.679	133	22.748	231	21.143	191	231	38	0	1:27.457	44.597	132	22.047	239	20.813	192	239		
18	0	1:30.282	45.339	134	22.732	233	22.211	188	233	39	0	1:28.155	44.775	134	22.138	240	21.242	193	240		
19	0	1:27.595	44.988	136	21.825	238	20.782	192	238	40	0	1:29.258	46.049	132	22.203	240	21.006	192	240		
20	0	1:26.699	44.374	135	21.667	239	20.658	193	239	41	0	1:28.057	44.751	135	22.360	239	20.946	192	239		
21	0	1:28.256	44.586	134	22.340	243	21.330	192	243												
92			Mirko Bortolotti							SSR Performance						theoretical best time: 1:27.168					
1	0	1:30.761	46.399	131	22.828	236	21.534	190	236	22	0	1:27.962	44.827	134	22.149	240	20.986	192	240		
2	0	1:28.838	45.100	132	22.405	237	21.333	191	237	23	0	1:27.202	44.332	134	21.961	240	20.909	193	240		
3	0	1:28.198	44.710	132	22.225	237	21.263	191	237	24	0	1:28.221	44.551	134	22.222	239	21.448	192	239		
4	0	1:30.306	45.425	132	23.031	234	21.850	191	234	25	0	1:29.400	45.700	131	22.427	240	21.273	192	240		
5	0	1:56.955	56.052	82	32.311	154	28.592	155	154	26	0	1:28.063	44.663	133	22.204	238	21.196	192	238		
6	0	1:59.023	59.808	74	31.463	127	27.752	190	127	27	0	1:27.859	44.633	132	22.080	240	21.146	192	240		
7	0	1:27.853	44.658	133	22.124	239	21.071	191	239	28	0	1:27.913	44.541	134	22.144	239	21.228	192	239		
8	0	1:27.356	44.298	135	22.068	238	20.990	192	238	29	0	1:27.762	44.527	134	22.072	238	21.163	192	238		
9	0	1:27.269	44.324	135	21.983	239	20.962	191	239	30	0	1:27.665	44.547	136	22.031	240	21.087	192	240		
10	0	1:28.505	44.632	132	22.232	238	21.641	191	238	31	0	1:27.527	44.447	133	21.980	240	21.100	193	240		
11	0	1:27.824	44.648	134	22.039	238	21.137	191	238	32	0	1:27.715	44.641	134	21.983	240	21.091	193	240		
12	0	1:30.046	45.885	125	22.440	242	21.721	191	242	33	0	1:27.663	44.575	135	22.035	240	21.053	192	240		
13	0	1:28.743	44.681	133	22.165	228	21.897	191	228	34	0	1:27.705	44.579	134	22.106	240	21.020	194	240		
14	0	1:59.706	59.870	91	30.940	165	28.896	160	165	35	0	1:27.608	44.428	135	22.037	239	21.143	193	239		
15	0	2:00.521	1:00.748	107	34.093	110	25.680	190	110	36	0	1:27.802	44.510	135	22.057	239	21.235	192	239		
16	0	1:33.149	45.160	132	22.321	239	25.668		239	37	0	1:27.776	44.483	135	22.062	239	21.231	194	239		
17	0	2:06.562	1:22.191	133	22.851	236	21.520	191	236	38	0	1:27.984	44.707	133	22.130	238	21.147	192	238		
18	0	1:29.219	45.758	132	22.189	238	21.272	191	238	39	0	1:27.728	44.619	134	22.072	238	21.037	194	238		
19	0	1:27.774	44.751	133	21.988	240	21.035	192	240	40	0	1:28.189	44.846	134	22.129	239	21.214	193	239		
20	0	1:27.979	44.700	133	22.126	240	21.153	191	240	41	0	1:28.502	45.008	133	22.203	238	21.291	194	238		
21	0	1:27.865	44.847	133	22.044	240	20.974	193	240												
94			Nicki Thiim							SSR Performance						theoretical best time: 1:30.101					
1	0	1:35.524	49.389	131	23.099	237	23.036	191	237	3			48.305	72							
2	0	1:30.101	45.895	128	22.525	239	21.681	191	239												



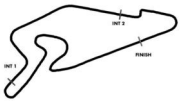


Reg.Nr.:R-14148/24

Sector List

Lap Id	Time	SE1	SP1	SE2	SP2	SE3	SP3	TSP	Lap Id	Time	SE1	SP1	SE2	SP2	SE3	SP3	TSP		
130		Maro Engel								Mercedes-AMG Team WINWARD							theoretical best time: 1:26.726		
1	0	1:28.879	45.095	133	22.450	236	21.334	192	236	22	0	1:26.950	44.359	136	21.755	241	20.836	194	241
2	0	1:28.071	44.926	137	22.009	237	21.136	192	237	23	0	1:29.489	46.621	135	21.974	240	20.894	194	240
3	0	1:27.437	44.627	137	21.917	237	20.893	192	237	24	0	1:26.822	44.233	136	21.811	240	20.778	194	240
4	0	1:30.292	44.651	132	23.171	205	22.470	192	205	25	0	1:26.786	44.229	136	21.719	241	20.838	194	241
5	0	1:56.907	56.502	109	31.628	167	28.777	169	167	26	0	1:27.024	44.285	137	21.846	240	20.893	193	240
6	0	2:00.227	1:00.492	96	32.321	117	27.414	192	117	27	0	1:26.936	44.264	136	21.775	241	20.897	193	241
7	0	1:27.297	44.514	136	21.919	239	20.864	192	239	28	0	1:27.174	44.517	135	21.763	241	20.894	194	241
8	0	1:27.487	44.518	135	21.984	239	20.985	192	239	29	0	1:27.057	44.379	136	21.764	241	20.914	194	241
9	0	1:27.518	44.632	135	21.857	239	21.029	192	239	30	0	1:27.171	44.372	136	21.807	241	20.992	193	241
10	0	1:28.685	45.938	137	21.893	239	20.854	192	239	31	0	1:27.119	44.380	135	21.845	240	20.894	194	240
11	0	1:26.943	44.315	135	21.811	239	20.817	192	239	32	0	1:27.174	44.368	135	21.810	241	20.996	194	241
12	0	1:27.014	44.359	136	21.744	239	20.911	192	239	33	0	1:27.185	44.429	136	21.861	241	20.895	194	241
13	0	1:28.886	44.416	134	21.889	223	22.581	192	223	34	0	1:27.539	44.511	136	21.954	241	21.074	193	241
14	0	2:01.990	1:02.631	101	30.603	141	28.756	129	141	35	0	1:27.562	44.653	135	21.828	240	21.081	194	240
15	0	2:02.081	1:00.852	112	34.649	94	26.580	192	94	36	0	1:27.440	44.542	136	21.883	241	21.015	194	241
16	0	1:27.730	44.645	137	21.998	238	21.087	192	238	37	0	1:27.398	44.546	136	21.877	241	20.975	193	241
17	0	1:31.940	44.543	135	21.974	238	25.423		238	38	0	1:27.659	44.605	135	21.997	240	21.057	194	240
18	0	2:01.082	1:17.446	133	22.423	237	21.213	192	237	39	0	1:27.627	44.678	135	21.889	241	21.060	194	241
19	0	1:32.336	49.376	136	21.973	240	20.987	192	240	40	0	1:27.923	44.841	137	22.012	240	21.070	194	240
20	0	1:27.564	44.359	135	21.819	241	21.386	191	241	41	0	1:27.945	44.790	135	21.956	240	21.199	193	240
21	0	1:27.247	44.592	137	21.798	241	20.857	193	241										

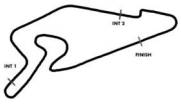




DMSB Reg.Nr.:R-14148/24

**Pit Stops
Provisional**

Nr.	Driver	Man.	Nat.	Day time in	Time in	Lap in	Day time out	Time out	Stop Time	Reason	Net Time
31	Sheldon van der Linde			13:58:15.438	25:38.141	16	13:58:52.376	26:15.079	7.0		36.938
91	Thomas Preining			13:58:17.308	25:40.011	16	13:58:53.969	26:16.672	7.0		36.661
92	Mirko Bortolotti			13:58:17.914	25:40.617	16	13:58:57.382	26:20.085	9.2		39.468
3	Kelvin van der Linde			13:58:19.578	25:42.281	16	13:59:03.492	26:26.195	7.0		
71	Maximilian Paul			13:58:20.653	25:43.356	16	13:58:59.210	26:21.913	8.2		38.557
130	Maro Engel			13:59:42.160	27:04.863	17	14:00:18.881	27:41.584	7.0		36.721
7	Ricardo Feller			13:59:44.558	27:07.261	17	14:00:22.116	27:44.819	7.1		37.558
4	Luca Stolz			13:59:51.265	27:13.968	17	14:00:28.496	27:51.199	7.8		37.231
25	Ben Dörr			13:59:52.471	27:15.174	17	14:00:31.208	27:53.911	8.6		38.737
33	Rene Rast			14:01:13.260	28:35.963	18	14:01:49.819	29:12.522	6.9		36.559
63	Franck Perera			14:01:14.697	28:37.400	18	14:01:53.205	29:15.908	9.1		38.508
11	Marco Wittmann			14:02:39.546	30:02.249	19	14:03:15.796	30:38.499	6.3		36.250
33	Rene Rast			14:03:45.025	31:07.728	19	14:04:24.737	31:47.440	9.1		39.712
19	Luca Engstler			14:04:17.318	31:40.021	20	14:05:05.375	32:28.078	18.3		48.057
22	Lucas Auer			14:05:42.719	33:05.422	21	14:06:19.693	33:42.396	7.0		36.974
14	Jack Aitken			14:07:04.039	34:26.742	22	14:07:41.301	35:04.004	6.9		37.262
90	Ayhancan Güven			14:07:05.240	34:27.943	22	14:07:41.702	35:04.405	6.5		36.462
69	Thierry Vermeulen			14:10:03.599	37:26.302	24	14:10:41.050	38:03.753	7.4		37.451

**DMSB** Reg.Nr.:R-14148/24**Top speed list
Provisional**

#	Name (NAT)	Team	Car name	Speed	Lap	Race time
31	Sheldon van der Linde	Schubert Motorsport (DEU)	BMW M4 GT3	246.01	33	50:41.138
11	Marco Wittmann	Schubert Motorsport (DEU)	BMW M4 GT3	244.89	1	1:08.568
91	Thomas Preining	Manthey EMA (DEU)	Porsche 911 GT3 R 992	244.89	24	37:44.907
33	Rene Rast	Schubert Motorsport (DEU)	BMW M4 GT3	244.34	3	4:07.297
7	Ricardo Feller	ABT Sportsline (DEU)	Audi R8 LMS GT3 EVO II	244.34	24	37:45.003
14	Jack Aitken	EMIL FREY RACING (CHE)	Ferrari 296 GT3	242.69	7	11:04.899
25	Ben Dörr	Dörr Motorsport (DEU)	McLaren 720S GT3 Evo	242.69	8	12:36.327
92	Mirko Bortolotti	SSR Performance (DEU)	Lamborghini Huracan GT3 EVO 2	242.69	12	18:21.213
4	Luca Stolz	Mercedes-AMG Team HRT (DEU)	Mercedes-AMG GT3	242.69	27	42:12.965
22	Lucas Auer	Mercedes-AMG Team MANN-FILTER (DEU)	Mercedes-AMG GT3	242.69	29	45:09.388
63	Franck Perera	Lamborghini Team TGI by GRT (AUT)	Lamborghini Huracan GT3 EVO 2	242.15	12	18:21.942
69	Thierry Vermeulen	EMIL FREY RACING (CHE)	Ferrari 296 GT3	242.15	40	1:01:07.778
130	Maro Engel	Mercedes-AMG Team WINWARD (DEU)	Mercedes-AMG GT3	241.61	20	31:48.980
90	Ayhancan Güven	Manthey EMA (DEU)	Porsche 911 GT3 R 992	241.61	27	42:10.868
3	Kelvin van der Linde	ABT Sportsline (DEU)	Audi R8 LMS GT3 EVO II	241.07	11	16:53.901
36	Arjun Maini	Mercedes-AMG Team HRT (DEU)	Mercedes-AMG GT3	241.07	12	18:21.418
19	Luca Engstler	Lamborghini Team Liqui Moly by GRT (AUT)	Lamborghini Huracan GT3 EVO 2	241.07	18	28:22.203
71	Maximilian Paul	Paul Motorsport (DEU)	Lamborghini Huracan GT3 EVO 2	240.00	7	11:04.773
94	Nicki Thiim	SSR Performance (DEU)	Lamborghini Huracan GT3 EVO 2	239.46	2	2:43.944
85		Dörr Motorsport (DEU)	McLaren 720S GT3 Evo			