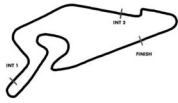


Lap Chart
Provisional

Lap/Pl.	1	2	3	4	5	6	7	8	9	10	11	12	13	14	15	16	17	18	19	20
LAP 1	3	92	22	130	69	94	7	90	14	4	11	33	63	36	91	19	71	31	25	85
LAP 2	3	92	22	130	69	94	7	90	14	4	11	33	63	36	91	19	71	31	25	85
LAP 3	3	92	130	22	7	94	69	14	90	4	11	33	63	91	36	19	71	31	25	85
LAP 4	3	92	130	22	7	94	14	90	4	11	33	69	91	36	63	71	31	19	25	85
LAP 5	3	92	130	22	7	94	14	90	4	11	33	69	91	36	63	71	31	19	25	85
LAP 6	3	92	130	22	7	94	14	90	4	11	33	91	36	69	63	71	31	19	25	85
LAP 7	3	92	130	22	7	94	14	90	4	11	33	91	36	69	71	31	63	25	19	85
LAP 8	3	92	130	22	7	94	14	90	4	11	33	91	36	69	71	63	31	25	85	19
LAP 9	3	92	130	22	94	14	90	7	4	11	33	36	91	69	71	63	31	25	85	19
LAP 10	3	92	130	22	94	14	90	7	11	33	4	36	91	69	71	63	31	25	19	85
LAP 11	3	92	130	22	94	14	90	7	11	33	36	4	91	69	71	63	31	25	19	85
LAP 12	3	92	130	22	94	14	90	11	33	36	91	7	69	71	4	63	31	25	19	85
LAP 13	3	92	130	22	94	14	90	11	33	36	91	69	71	63	31	25	7	4	19	85
LAP 14	3	92	130	22	94	14	90	11	33	36	91	31	71	63	69	7	4	19	25	85
LAP 15	3	92	130	22	94	14	90	11	33	36	91	31	71	63	69	7	4	19	25	85
LAP 16	3	92	130	22	94	14	90	11	33	36	91	31	71	7	4	69	63	19	25	85
LAP 17	3	92	130	22	94	90	14	11	33	36	91	31	71	7	4	69	63	19	25	85
LAP 18	3	92	130	22	94	90	14	11	33	36	91	31	71	7	4	69	63	19	25	85
LAP 19	3	92	130	22	94	11	90	14	33	31	71	7	36	91	4	69	63	19	25	85
LAP 20	3	92	130	22	94	11	90	33	71	31	14	7	36	91	4	69	63	19	25	85
LAP 21	92	130	11	22	90	94	33	3	71	14	7	36	91	4	31	69	63	19	25	85
LAP 22	92	130	90	11	33	3	71	22	94	14	7	36	91	4	31	69	63	19	25	85
LAP 23	90	3	92	130	22	94	14	11	7	36	91	33	4	31	69	63	71	19	25	85
LAP 24	3	92	130	22	14	11	94	7	36	91	33	4	31	69	63	71	90	19	25	85
LAP 25	3	92	130	22	14	11	94	7	91	36	33	4	31	69	63	71	90	19	25	85
LAP 26	3	92	130	22	14	11	94	7	91	36	33	4	31	69	63	71	90	19	25	85
LAP 27	3	92	130	22	14	11	94	91	7	36	33	4	31	63	71	69	90	19	25	85
LAP 28	3	92	130	22	14	11	94	91	7	36	33	4	31	63	71	69	90	19	25	85
LAP 29	3	92	130	22	14	11	94	91	7	36	33	4	31	63	71	69	19	90	25	85
LAP 30	3	92	130	22	14	11	94	91	7	36	33	4	31	63	71	69	90	19	25	85
LAP 31	3	92	130	22	14	11	94	91	7	36	33	4	31	63	71	69	90	19	25	85
LAP 32	3	92	130	22	14	11	94	91	7	36	33	4	31	63	71	69	90	19	25	85
LAP 33	3	92	130	22	14	11	94	91	7	36	33	4	31	63	71	69	90	19	25	85
LAP 34	3	92	130	22	14	11	91	94	7	36	33	4	31	63	71	69	90	19	25	85
LAP 35	3	92	130	22	14	11	91	94	7	36	33	4	31	63	71	69	90	19	25	85



Lap Chart
Provisional

Lap/Pl.	1	2	3	4	5	6	7	8	9	10	11	12	13	14	15	16	17	18	19	20
LAP 36	3	92	130	22	14	11	91	94	7	36	33	4	31	63	71	69	90	19'	25'	85'
LAP 37	3	92	130	22	14	11	91	94	7	36	33	4	31	63	71	69	90			

.- PIT STOP

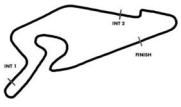
' - LAP BEHIND



SCHAEFFLER

VIEROL



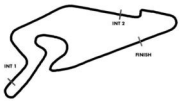


Sector List

Lap Id	Time	SE1	SP1	SE2	SP2	SE3	SP3	TSP	Lap Id	Time	SE1	SP1	SE2	SP2	SE3	SP3	TSP						
3		Kelvin van der Linde								ABT Sportsline							theoretical best time: 1:37.949						
1	0	2:12.214	1:05.799	101	34.290	147	32.125	152	147	20	0	1:43.360	50.613	127	24.357	234	28.390	234					
2	0	2:17.684	1:06.468	107	39.596	60	31.620	184	60	21	0	2:13.041	1:24.164	127	24.904	233	23.973	185	233				
3	0	1:39.859	51.564	126	24.529	229	23.766	185	229	22	0	1:38.786	50.767	130	24.372	234	23.647	186	234				
4	0	1:39.323	51.297	128	24.410	232	23.616	185	232	23	0	1:38.416	50.611	127	24.356	234	23.449	186	234				
5	0	1:38.406	50.567	127	24.377	233	23.462	185	233	24	0	1:38.464	50.454	129	24.404	234	23.606	187	234				
6	0	1:38.410	50.627	129	24.382	234	23.401	186	234	25	0	1:39.573	51.569	123	24.448	233	23.556	185	233				
7	0	1:39.096	50.980	124	24.497	232	23.619	184	232	26	0	1:38.709	50.633	124	24.477	233	23.599	187	233				
8	0	1:39.513	51.273	127	24.428	231	23.812	185	231	27	0	1:38.567	50.530	127	24.478	233	23.559	187	233				
9	0	1:40.313	51.615	126	24.506	227	24.192	184	227	28	0	1:38.430	50.465	128	24.393	233	23.572	187	233				
10	0	1:40.983	52.143	124	24.715	221	24.125	183	221	29	0	1:38.631	50.690	127	24.364	233	23.577	187	233				
11	0	1:40.277	51.807	124	24.565	227	23.905	184	227	30	0	1:38.668	50.783	127	24.387	233	23.498	187	233				
12	0	1:40.014	51.640	125	24.423	230	23.951	185	230	31	0	1:38.562	50.554	125	24.366	232	23.642	187	232				
13	0	1:39.529	51.238	125	24.384	231	23.907	185	231	32	0	1:38.933	50.695	126	24.464	233	23.774	187	233				
14	0	1:40.411	52.107	127	24.288	232	24.016	184	232	33	0	1:38.011	50.385	128	24.274	234	23.352	188	234				
15	0	1:39.539	51.509	123	24.338	232	23.692	185	232	34	0	1:39.357	50.809	125	24.638	234	23.910	187	234				
16	0	1:38.999	50.991	127	24.285	233	23.723	185	233	35	0	1:38.951	50.601	126	24.481	233	23.869	186	233				
17	0	1:38.774	50.791	126	24.406	233	23.577	186	233	36	0	1:39.809	50.887	126	24.772	232	24.150	186	232				
18	0	1:39.104	51.127	126	24.212	233	23.765	186	233	37	0	1:39.873	51.071	126	24.573	231	24.229	181	231				
19	0	1:38.669	50.726	125	24.388	234	23.555	186	234														

Lap Id	Time	SE1	SP1	SE2	SP2	SE3	SP3	TSP	Lap Id	Time	SE1	SP1	SE2	SP2	SE3	SP3	TSP						
4		Luca Stolz								Mercedes-AMG Team HRT							theoretical best time: 1:39.303						
1	0	2:22.178	1:16.939	122	33.365	141	31.874	101	141	20	0	1:39.557	51.243	129	24.391	230	23.923	185	230				
2	0	2:12.769	1:06.559	127	36.502	66	29.708	184	66	21	0	1:39.577	51.337	127	24.321	231	23.919	185	231				
3	0	1:42.370	52.389	123	25.058	221	24.923	184	221	22	0	1:39.446	51.337	128	24.370	231	23.739	187	231				
4	0	1:41.454	52.534	122	24.593	231	24.327	183	231	23	0	1:39.964	51.508	126	24.438	232	24.018	186	232				
5	0	1:40.216	51.728	128	24.538	232	23.950	186	232	24	0	1:40.297	51.856	127	24.457	232	23.984	186	232				
6	0	1:39.954	51.288	130	24.750	231	23.916	186	231	25	0	1:39.815	51.490	127	24.482	231	23.843	186	231				
7	0	1:40.597	51.896	123	24.576	231	24.125	184	231	26	0	1:39.987	51.581	126	24.507	231	23.899	186	231				
8	0	1:41.414	52.104	125	24.849	228	24.461	183	228	27	0	1:39.924	51.376	126	24.583	231	23.965	186	231				
9	0	1:42.749	52.824	127	24.776	227	25.149	179	227	28	0	1:39.756	51.279	126	24.523	231	23.954	185	231				
10	0	1:44.288	53.738	115	25.060	225	25.490	180	225	29	0	1:39.659	51.269	129	24.613	231	23.777	186	231				
11	0	1:43.914	54.762	122	24.592	225	24.560	182	225	30	0	1:39.757	51.281	126	24.661	231	23.815	186	231				
12	0	1:46.295	52.686	126	24.565	228	29.044		228	31	0	1:40.159	51.632	125	24.550	231	23.977	186	231				
13	0	2:13.090	1:24.340	127	24.654	229	24.096	184	229	32	0	1:40.233	51.454	125	24.743	231	24.036	185	231				
14	0	1:40.437	51.755	123	24.628	229	24.054	183	229	33	0	1:39.986	51.455	127	24.578	231	23.953	186	231				
15	0	1:39.966	51.699	128	24.332	230	23.935	184	230	34	0	1:40.178	51.441	124	24.780	231	23.957	186	231				
16	0	1:39.852	51.466	126	24.472	230	23.914	184	230	35	0	1:40.239	51.539	127	24.584	231	24.116	183	231				
17	0	1:39.922	51.420	127	24.454	230	24.048	185	230	36	0	1:40.673	51.654	123	24.663	230	24.356	184	230				
18	0	1:39.701	51.502	126	24.330	231	23.869	185	231	37	0	1:40.578	51.809	122	24.653	230	24.116	184	230				
19	0	1:39.808	51.327	127	24.409	231	24.072	185	231														

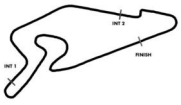




Sector List

Lap Id	Time	SE1	SP1	SE2	SP2	SE3	SP3	TSP	Lap Id	Time	SE1	SP1	SE2	SP2	SE3	SP3	TSP						
7		Ricardo Feller								ABT Sportsline							theoretical best time: 1:38.944						
1	0	2:19.102	1:12.952	120	34.150	110	32.000	120	110	20	0	1:39.791	51.567	124	24.413	233	23.811	186	233				
2	0	2:13.750	1:04.960	114	38.950	67	29.840	184	67	21	0	1:39.497	51.044	126	24.531	234	23.922	186	234				
3	0	1:41.915	52.751	120	25.017	231	24.147	184	231	22	0	1:39.855	51.501	126	24.607	234	23.747	186	234				
4	0	1:40.723	52.303	125	24.536	233	23.884	185	233	23	0	1:39.805	51.304	125	24.503	234	23.998	187	234				
5	0	1:40.403	51.832	123	24.548	234	24.023	185	234	24	0	1:40.210	51.436	123	24.754	234	24.020	185	234				
6	0	1:40.348	51.546	118	24.887	233	23.915	186	233	25	0	1:39.685	51.289	122	24.425	234	23.971	185	234				
7	0	1:40.710	51.855	125	24.610	232	24.245	185	232	26	0	1:39.958	51.298	123	24.627	234	24.033	184	234				
8	0	1:41.287	52.173	125	24.665	231	24.449	182	231	27	0	1:40.333	51.802	123	24.632	234	23.899	186	234				
9	0	1:44.199	53.696	121	25.426	216	25.077	183	216	28	0	1:39.143	50.928	128	24.331	234	23.884	186	234				
10	0	1:43.165	53.089	125	25.242	219	24.834	184	219	29	0	1:39.381	51.090	125	24.468	234	23.823	187	234				
11	0	1:42.096	52.786	125	24.741	226	24.569	183	226	30	0	1:39.649	51.309	123	24.385	234	23.955	186	234				
12	0	1:46.683	53.097	123	24.648	231	28.938		231	31	0	1:39.561	51.291	123	24.441	235	23.829	184	235				
13	0	2:12.829	1:24.022	123	24.857	231	23.950	183	231	32	0	1:39.617	51.115	124	24.483	234	24.019	186	234				
14	0	1:39.981	51.552	125	24.496	232	23.933	184	232	33	0	1:39.386	50.866	130	24.517	234	24.003	185	234				
15	0	1:39.806	51.157	127	24.491	233	24.158	183	233	34	0	1:39.742	51.261	125	24.571	233	23.910	185	233				
16	0	1:39.687	51.251	126	24.402	233	24.034	182	233	35	0	1:39.747	51.170	129	24.600	233	23.977	185	233				
17	0	1:39.811	51.307	125	24.469	233	24.035	184	233	36	0	1:40.443	51.449	123	24.778	231	24.216	183	231				
18	0	1:40.094	51.678	126	24.513	233	23.903	185	233	37	0	1:41.090	52.110	125	24.745	232	24.235	182	232				
19	0	1:39.596	51.343	126	24.418	233	23.835	185	233														
11		Marco Wittmann								Schubert Motorsport							theoretical best time: 1:38.406						
1	0	2:23.346	1:18.301	117	33.376	153	31.669	88	153	20	0	1:38.877	51.065	125	24.238	237	23.574	189	237				
2	0	2:11.942	1:06.670	118	36.239	60	29.033	186	60	21	0	1:39.126	50.990	126	24.252	237	23.884	189	237				
3	0	1:42.250	52.607	119	24.848	217	24.795	187	217	22	0	1:43.447	50.956	125	24.265	237	28.226		237				
4	0	1:42.027	52.700	122	25.166	232	24.161	187	232	23	0	2:14.055	1:25.283	124	24.883	235	23.889	188	235				
5	0	1:39.843	51.605	126	24.505	237	23.733	189	237	24	0	1:40.206	51.642	124	24.633	235	23.931	187	235				
6	0	1:39.991	51.396	126	24.630	237	23.965	188	237	25	0	1:39.093	50.848	127	24.298	236	23.947	190	236				
7	0	1:40.719	51.890	120	24.798	235	24.031	187	235	26	0	1:38.905	50.594	127	24.317	236	23.994	188	236				
8	0	1:41.185	52.183	126	24.561	234	24.441	186	234	27	0	1:38.674	50.681	126	24.288	237	23.705	190	237				
9	0	1:42.585	53.006	125	24.733	233	24.846	185	233	28	0	1:38.619	50.684	127	24.292	237	23.643	190	237				
10	0	1:42.609	53.100	119	24.769	231	24.740	185	231	29	0	1:38.908	50.893	126	24.327	237	23.688	188	237				
11	0	1:41.936	53.084	123	24.387	234	24.465	187	234	30	0	1:38.649	50.656	126	24.343	237	23.650	189	237				
12	0	1:41.788	52.622	123	24.641	233	24.525	185	233	31	0	1:39.347	51.291	127	24.385	236	23.671	188	236				
13	0	1:40.711	52.078	121	24.536	235	24.097	187	235	32	0	1:38.746	50.672	125	24.356	237	23.718	190	237				
14	0	1:40.180	51.572	125	24.324	236	24.284	187	236	33	0	1:38.881	50.815	126	24.351	237	23.715	189	237				
15	0	1:39.824	51.516	125	24.283	236	24.025	187	236	34	0	1:39.130	51.019	120	24.399	237	23.712	188	237				
16	0	1:39.516	51.345	125	24.248	236	23.923	188	236	35	0	1:39.944	51.799	122	24.404	238	23.741	189	238				
17	0	1:39.677	51.329	124	24.491	236	23.857	188	236	36	0	1:38.950	50.865	125	24.363	236	23.722	189	236				
18	0	1:38.982	50.949	125	24.255	237	23.778	188	237	37	0	1:39.420	51.118	123	24.460	237	23.842	188	237				
19	0	1:39.587	51.356	125	24.564	236	23.667	189	236														

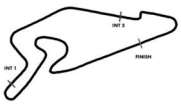




Sector List

Table with columns: Lap Id, Time, SE1, SP1, SE2, SP2, SE3, SP3, TSP, Lap Id, Time, SE1, SP1, SE2, SP2, SE3, SP3, TSP. It lists performance data for two drivers: Jack Aitken (EMIL FREY RACING) and Luca Engstler (Lamborghini Team Liqui Moly by GRT) across 19 laps.





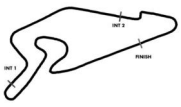
DMSB Reg.Nr.:R-14148/24

Sector List

Table with 18 columns: Lap Id, Time, SE1, SP1, SE2, SP2, SE3, SP3, TSP. Driver: Lucas Auer, Mercedes-AMG Team MANN-FILTER. Theoretical best time: 1:38.683.

Table with 18 columns: Lap Id, Time, SE1, SP1, SE2, SP2, SE3, SP3, TSP. Driver: Ben Dörr, Dörr Motorsport. Theoretical best time: 1:41.106.

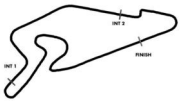




Sector List

Table with columns: Lap Id, Time, SE1, SP1, SE2, SP2, SE3, SP3, TSP. It lists two drivers: Sheldon van der Linde (31) and Rene Rast (33), each with their respective lap times and sector data across 19 laps.

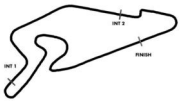




Sector List

Lap Id	Time	SE1	SP1	SE2	SP2	SE3	SP3	TSP	Lap Id	Time	SE1	SP1	SE2	SP2	SE3	SP3	TSP						
36		Arjun Maini								Mercedes-AMG Team HRT							theoretical best time: 1:38.778						
1	0	2:26.237	1:22.387	118	34.135	137	29.715	81	137	20	0	1:39.356	50.974	127	24.517	232	23.865	186	232				
2	0	2:11.054	1:06.797	114	35.261	64	28.996	183	64	21	0	1:38.827	50.772	129	24.411	231	23.644	185	231				
3	0	1:43.069	53.149	121	25.144	212	24.776	185	212	22	0	1:39.135	50.835	128	24.386	232	23.914	185	232				
4	0	1:41.676	52.808	126	24.831	231	24.037	185	231	23	0	1:39.602	51.316	126	24.469	232	23.817	185	232				
5	0	1:40.761	51.807	124	24.735	231	24.219	186	231	24	0	1:40.578	51.624	126	24.535	232	24.419	184	232				
6	0	1:41.126	52.546	127	24.794	231	23.786	185	231	25	0	1:40.136	51.847	120	24.502	232	23.787	186	232				
7	0	1:40.679	51.936	125	24.719	230	24.024	185	230	26	0	1:39.611	51.303	127	24.474	232	23.834	185	232				
8	0	1:41.153	51.970	125	24.817	228	24.366	183	228	27	0	1:40.046	51.406	123	24.693	231	23.947	186	231				
9	0	1:41.722	52.412	121	24.787	228	24.523	182	228	28	0	1:39.351	51.051	127	24.432	232	23.868	186	232				
10	0	1:42.089	53.055	121	24.757	227	24.277	184	227	29	0	1:39.439	51.035	126	24.571	230	23.833	185	230				
11	0	1:41.688	52.554	122	24.559	229	24.575	183	229	30	0	1:39.593	51.126	125	24.473	232	23.994	186	232				
12	0	1:41.276	52.225	125	24.586	229	24.465	181	229	31	0	1:39.424	51.125	123	24.475	233	23.824	186	233				
13	0	1:40.810	52.046	125	24.484	230	24.280	185	230	32	0	1:39.576	51.277	128	24.474	232	23.825	186	232				
14	0	1:40.519	51.772	124	24.454	231	24.293	183	231	33	0	1:39.758	51.257	126	24.553	232	23.948	186	232				
15	0	1:40.222	51.509	125	24.532	231	24.181	184	231	34	0	1:40.051	51.406	125	24.504	231	24.141	185	231				
16	0	1:39.711	51.451	126	24.362	232	23.898	185	232	35	0	1:39.841	51.266	126	24.543	231	24.032	184	231				
17	0	1:39.481	51.162	124	24.584	231	23.735	185	231	36	0	1:39.944	51.289	125	24.508	231	24.147	184	231				
18	0	1:44.270	51.136	126	24.595	231	28.539		231	37	0	1:40.586	51.809	121	24.700	230	24.077	185	230				
19	0	2:11.123	1:22.114	126	24.953	228	24.056	185	228														
63		Franck Perera								Lamborghini Team TGI by GRT							theoretical best time: 1:38.701						
1	0	2:25.422	1:21.459	113	34.059	144	29.904	87	144	20	0	1:39.634	50.982	121	24.588	234	24.064	186	234				
2	0	2:11.215	1:07.011	105	34.983	63	29.221	183	63	21	0	1:39.172	50.899	127	24.335	235	23.938	187	235				
3	0	1:42.608	53.071	118	25.019	232	24.518	185	232	22	0	1:39.549	51.263	122	24.471	234	23.815	183	234				
4	0	1:43.782	54.616	120	24.909	233	24.257	185	233	23	0	1:40.291	51.480	117	24.853	235	23.958	185	235				
5	0	1:40.470	51.700	117	24.760	233	24.010	186	233	24	0	1:39.828	51.425	122	24.383	234	24.020	185	234				
6	0	1:41.753	52.903	120	24.723	234	24.127	185	234	25	0	1:39.134	50.985	120	24.395	234	23.754	184	234				
7	0	1:42.674	53.715	120	24.891	233	24.068	185	233	26	0	1:40.479	51.516	120	24.910	233	24.053	184	233				
8	0	1:41.750	52.759	125	24.862	232	24.129	182	232	27	0	1:40.104	51.754	123	24.384	234	23.966	184	234				
9	0	1:42.985	52.860	117	25.548	231	24.577	181	231	28	0	1:39.144	50.737	123	24.442	234	23.965	185	234				
10	0	1:42.182	52.850	118	24.921	231	24.411	182	231	29	0	1:38.735	50.720	124	24.300	235	23.715	185	235				
11	0	1:42.280	52.995	113	24.963	232	24.322	184	232	30	0	1:39.071	50.686	119	24.415	235	23.970	185	235				
12	0	1:41.491	52.275	117	24.895	232	24.321	183	232	31	0	1:39.170	50.790	118	24.434	235	23.946	186	235				
13	0	1:41.905	51.941	113	25.038	228	24.926	182	228	32	0	1:39.158	50.867	123	24.401	235	23.890	186	235				
14	0	1:42.806	53.712	117	25.264	233	23.830	182	233	33	0	1:39.223	50.924	120	24.440	235	23.859	184	235				
15	0	1:45.139	52.304	120	24.795	234	28.040		234	34	0	1:39.158	50.950	121	24.430	235	23.778	184	235				
16	0	2:16.441	1:27.042	123	25.024	232	24.375	184	232	35	0	1:39.999	51.792	122	24.466	234	23.741	185	234				
17	0	1:39.961	51.315	124	24.615	234	24.031	186	234	36	0	1:39.409	51.031	118	24.468	234	23.910	183	234				
18	0	1:39.645	51.258	122	24.476	234	23.911	185	234	37	0	1:40.249	51.369	123	24.758	228	24.122	183	228				
19	0	1:39.785	51.104	121	24.627	234	24.054	187	234														

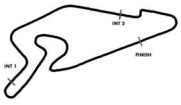




Sector List

Table with columns: Lap Id, Time, SE1, SP1, SE2, SP2, SE3, SP3, TSP, Lap Id, Time, SE1, SP1, SE2, SP2, SE3, SP3, TSP. It lists race data for two drivers: Thierry Vermeulen (69) and Maximilian Paul (71), including lap times and sector times.

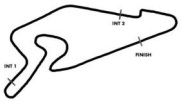




Sector List

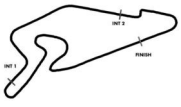
Lap Id	Time	SE1	SP1	SE2	SP2	SE3	SP3	TSP	Lap Id	Time	SE1	SP1	SE2	SP2	SE3	SP3	TSP						
85		Clemens Schmid								Dörr Motorsport							theoretical best time: 1:40.907						
1	0	2:32.817	1:29.878	116	35.984	160	26.955	128	160	19	0	1:42.364	52.739	124	24.957	230	24.668	182	230				
2	0	2:07.673	1:06.224	87	34.109	72	27.340	183	72	20	0	1:43.714	53.447	122	25.488	231	24.779	183	231				
3	0	1:45.036	54.582	117	25.245	221	25.209	184	221	21	0	1:43.101	53.436	124	24.972	231	24.693	181	231				
4	0	1:42.826	52.952	124	25.225	230	24.649	183	230	22	0	1:41.918	52.225	125	24.962	230	24.731	181	230				
5	0	1:42.045	52.541	124	24.893	231	24.611	184	231	23	0	1:42.112	52.368	123	24.871	229	24.873	184	229				
6	0	1:41.905	52.510	124	24.970	231	24.425	184	231	24	0	1:42.891	53.300	123	24.935	230	24.656	178	230				
7	0	1:42.270	52.646	118	24.951	230	24.673	183	230	25	0	1:42.090	52.578	124	24.780	231	24.732	184	231				
8	0	1:42.676	52.777	125	24.891	229	25.008	177	229	26	0	1:41.985	52.380	124	24.989	229	24.616	184	229				
9	0	1:42.586	52.864	124	24.875	229	24.847	183	229	27	0	1:42.193	52.193	123	24.996	229	25.004	180	229				
10	0	1:54.659	53.395	121	36.035	219	25.229	182	219	28	0	1:43.729	54.044	119	24.977	230	24.708	186	230				
11	0	1:43.962	54.071	122	24.862	226	25.029	182	226	29	0	1:42.427	52.357	123	24.986	230	25.084	183	230				
12	0	1:47.496	52.738	126	25.026	228	29.732		228	30	0	1:42.484	52.721	124	25.136	229	24.627	183	229				
13	0	2:18.463	1:28.763	118	25.015	228	24.685	182	228	31	0	1:44.572	53.525	106	26.024	231	25.023	185	231				
14	0	1:43.339	53.650	121	24.918	231	24.771	182	231	32	0	1:48.441	53.467	117	24.987	231	29.987		231				
15	0	1:42.848	53.111	120	24.842	229	24.895	183	229	33	0	2:18.495	1:28.763	125	25.014	230	24.718	183	230				
16	0	1:42.190	52.875	126	24.780	230	24.535	183	230	34	0	1:41.938	52.352	124	24.791	229	24.795	184	229				
17	0	1:43.834	53.388	123	26.021	229	24.425	183	229	35	0	1:42.945	53.208	127	24.647	230	25.090	184	230				
18	0	1:42.550	53.064	121	24.771	230	24.715	183	230	36	0	1:41.241	51.953	124	24.529	230	24.759	185	230				
90		Ayhançan Güven								Manthey EMA							theoretical best time: 1:37.927						
1	0	2:19.949	1:14.180	122	33.939	107	31.830	107	107	20	0	1:38.782	50.637	129	24.303	232	23.842	182	232				
2	0	2:13.482	1:05.066	116	38.697	65	29.719	182	65	21	0	1:38.550	50.549	129	24.320	232	23.681	182	232				
3	0	1:43.319	52.786	118	25.100	224	25.433	183	224	22	0	1:38.860	50.774	127	24.377	232	23.709	182	232				
4	0	1:41.278	52.463	126	24.594	232	24.221	182	232	23	0	1:42.567	50.251	129	24.197	231	28.119		231				
5	0	1:40.105	51.844	122	24.507	233	23.754	183	233	24	0	2:42.327	1:53.840	125	24.765	230	23.722	182	230				
6	0	1:40.130	51.743	122	24.654	232	23.733	184	232	25	0	1:38.776	50.646	127	24.596	230	23.534	182	230				
7	0	1:40.534	51.551	127	24.721	230	24.262	176	230	26	0	1:42.993	54.779	128	24.577	230	23.637	181	230				
8	0	1:41.189	52.147	123	24.756	230	24.286	183	230	27	0	1:42.123	54.103	129	24.393	231	23.627	182	231				
9	0	1:42.252	52.459	124	24.995	222	24.798	181	222	28	0	1:43.378	55.334	130	24.511	231	23.533	182	231				
10	0	1:41.474	52.027	123	24.999	220	24.448	178	220	29	0	1:43.259	54.939	129	24.334	232	23.986	183	232				
11	0	1:41.401	52.232	124	24.682	218	24.487	180	218	30	0	1:39.079	51.323	129	24.277	231	23.479	186	231				
12	0	1:40.890	51.897	126	24.480	228	24.513	179	228	31	0	1:40.942	52.704	131	24.396	231	23.842	185	231				
13	0	1:40.652	51.950	126	24.509	230	24.193	182	230	32	0	1:38.217	50.345	128	24.279	232	23.593	187	232				
14	0	1:40.147	51.691	128	24.433	231	24.023	182	231	33	0	1:38.508	50.589	130	24.438	231	23.481	186	231				
15	0	1:39.792	51.382	125	24.442	231	23.968	181	231	34	0	1:39.027	51.020	127	24.341	232	23.666	186	232				
16	0	1:39.702	51.162	126	24.331	233	24.209	182	233	35	0	1:38.356	50.335	131	24.465	230	23.556	184	230				
17	0	1:40.315	51.446	127	24.341	232	24.528	183	232	36	0	1:38.277	50.436	129	24.289	230	23.552	184	230				
18	0	1:39.238	50.956	128	24.231	232	24.051	182	232	37	0	1:38.591	50.598	128	24.461	231	23.532	184	231				
19	0	1:44.293	50.671	131	29.957	225	23.665	182	225														





Sector List

Lap Id	Time	SE1	SP1	SE2	SP2	SE3	SP3	TSP	Lap Id	Time	SE1	SP1	SE2	SP2	SE3	SP3	TSP						
91		Thomas Preining								Manthey EMA							theoretical best time: 1:38.136						
1	0	2:27.271	1:23.495	120	34.450	113	29.326	75	113	20	0	1:39.186	51.067	128	24.595	231	23.524	184	231				
2	0	2:10.267	1:06.295	117	35.506	64	28.466	183	64	21	0	1:39.198	50.933	129	24.758	229	23.507	184	229				
3	0	1:42.124	52.450	119	25.101	227	24.573	185	227	22	0	1:38.926	50.668	129	24.561	232	23.697	184	232				
4	0	1:41.440	52.685	125	24.654	231	24.101	184	231	23	0	1:38.814	50.732	129	24.602	232	23.480	182	232				
5	0	1:41.243	52.347	118	24.887	232	24.009	182	232	24	0	1:39.953	51.065	128	24.671	233	24.217	183	233				
6	0	1:39.655	51.549	126	24.682	232	23.424	183	232	25	0	1:39.236	51.208	124	24.504	232	23.524	184	232				
7	0	1:40.171	51.495	127	24.836	231	23.840	182	231	26	0	1:39.619	51.078	125	24.605	233	23.936	184	233				
8	0	1:40.561	51.927	124	24.708	230	23.926	182	230	27	0	1:38.885	51.114	128	24.315	233	23.456	184	233				
9	0	1:45.710	57.021	119	24.784	229	23.905	182	229	28	0	1:38.478	50.595	128	24.357	233	23.526	184	233				
10	0	1:42.390	53.221	125	24.745	229	24.424	180	229	29	0	1:38.565	50.647	129	24.458	233	23.460	184	233				
11	0	1:41.803	52.713	122	24.594	229	24.496	181	229	30	0	1:39.557	51.174	123	24.560	234	23.823	183	234				
12	0	1:41.489	52.471	124	24.701	226	24.317	181	226	31	0	1:39.565	50.976	121	24.832	233	23.757	183	233				
13	0	1:40.328	51.785	126	24.497	231	24.046	181	231	32	0	1:39.309	51.193	126	24.479	233	23.637	183	233				
14	0	1:39.728	51.394	126	24.395	232	23.939	183	232	33	0	1:39.584	51.003	123	24.784	233	23.797	183	233				
15	0	1:40.346	51.663	127	24.541	232	24.142	182	232	34	0	1:39.502	51.172	123	24.530	231	23.800	183	231				
16	0	1:39.789	51.371	120	24.715	231	23.703	182	231	35	0	1:38.266	50.397	130	24.345	232	23.524	182	232				
17	0	1:39.485	51.069	127	24.616	233	23.800	183	233	36	0	1:39.412	51.226	128	24.504	231	23.682	182	231				
18	0	1:44.074	50.963	128	24.550	232	28.561	232	232	37	0	1:39.735	51.216	126	24.733	228	23.786	183	228				
19	0	2:12.393	1:23.613	126	25.018	231	23.762	182	231														
92		Mirko Bortolotti								SSR Performance							theoretical best time: 1:38.507						
1	0	2:13.132	1:06.592	112	34.371	160	32.169	155	160	20	0	1:38.956	50.757	128	24.357	231	23.842	185	231				
2	0	2:17.362	1:06.129	93	39.900	58	31.333	180	58	21	0	1:39.153	50.803	126	24.452	231	23.898	185	231				
3	0	1:41.092	52.220	125	24.713	229	24.159	185	229	22	0	1:43.249	50.913	127	24.412	231	27.924		231				
4	0	1:39.683	51.299	127	24.436	230	23.948	184	230	23	0	2:11.920	1:22.731	126	25.018	230	24.171	185	230				
5	0	1:39.275	50.880	127	24.475	230	23.920	185	230	24	0	1:39.575	51.115	128	24.593	232	23.867	185	232				
6	0	1:38.939	51.009	127	24.238	231	23.692	185	231	25	0	1:38.814	50.577	129	24.503	232	23.734	186	232				
7	0	1:39.716	51.129	127	24.521	230	24.066	183	230	26	0	1:38.974	50.674	129	24.439	232	23.861	186	232				
8	0	1:40.209	51.623	128	24.431	229	24.155	183	229	27	0	1:39.137	50.841	128	24.482	232	23.814	186	232				
9	0	1:41.062	52.008	123	24.508	228	24.546	183	228	28	0	1:39.092	50.705	128	24.398	232	23.989	185	232				
10	0	1:41.422	52.296	123	24.536	228	24.590	183	228	29	0	1:39.377	50.961	125	24.558	232	23.858	186	232				
11	0	1:41.269	52.118	122	24.589	228	24.562	181	228	30	0	1:38.838	50.656	129	24.437	231	23.745	186	231				
12	0	1:40.609	51.820	124	24.361	229	24.428	183	229	31	0	1:39.061	50.728	128	24.457	232	23.876	185	232				
13	0	1:40.337	51.533	124	24.432	229	24.372	183	229	32	0	1:39.154	50.935	128	24.447	232	23.772	187	232				
14	0	1:40.602	51.582	126	24.466	230	24.554	183	230	33	0	1:38.904	50.597	127	24.495	232	23.812	186	232				
15	0	1:40.066	51.501	128	24.317	230	24.248	183	230	34	0	1:39.194	50.769	124	24.507	232	23.918	186	232				
16	0	1:39.477	51.061	128	24.310	231	24.106	183	231	35	0	1:39.355	50.971	128	24.355	232	24.029	184	232				
17	0	1:39.439	50.997	127	24.393	232	24.049	183	232	36	0	1:39.473	50.774	125	24.621	232	24.078	185	232				
18	0	1:39.650	51.347	128	24.340	231	23.963	186	231	37	0	1:39.462	50.941	127	24.579	232	23.942	186	232				
19	0	1:39.461	50.915	126	24.476	231	24.070	184	231														



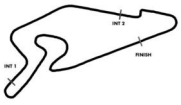
Sector List

Lap Id	Time	SE1	SP1	SE2	SP2	SE3	SP3	TSP	Lap Id	Time	SE1	SP1	SE2	SP2	SE3	SP3	TSP
--------	------	-----	-----	-----	-----	-----	-----	-----	--------	------	-----	-----	-----	-----	-----	-----	-----

94 Nicki Thiim									SSR Performance									theoretical best time: 1:38.745								
1	0	2:18.285	1:11.983	118	34.403	118	31.899	127	118	20	0	1:39.110	50.915	126	24.341	233	23.854	186	233							
2	0	2:14.175	1:04.957	111	39.004	67	30.214	182	67	21	0	1:44.154	51.322	123	24.443	233	28.389		233							
3	0	1:43.195	53.328	123	25.314	229	24.553	183	229	22	0	2:12.767	1:24.082	125	24.768	232	23.917	186	232							
4	0	1:41.088	52.159	122	24.662	232	24.267	185	232	23	0	1:39.370	51.069	125	24.552	233	23.749	186	233							
5	0	1:40.154	51.614	115	24.702	233	23.838	186	233	24	0	1:44.717	56.106	123	24.636	232	23.975	183	232							
6	0	1:40.011	51.524	123	24.636	233	23.851	186	233	25	0	1:39.683	51.131	123	24.517	232	24.035	183	232							
7	0	1:40.407	51.816	126	24.585	232	24.006	184	232	26	0	1:39.037	50.674	127	24.404	233	23.959	184	233							
8	0	1:41.275	52.344	122	24.770	230	24.161	184	230	27	0	1:39.150	50.785	126	24.469	233	23.896	185	233							
9	0	1:41.216	52.253	125	24.672	229	24.291	183	229	28	0	1:39.010	50.768	127	24.453	233	23.789	186	233							
10	0	1:41.863	52.936	121	24.584	230	24.343	183	230	29	0	1:39.180	50.728	126	24.508	233	23.944	184	233							
11	0	1:40.960	52.168	123	24.527	230	24.265	184	230	30	0	1:39.542	51.077	125	24.577	232	23.888	185	232							
12	0	1:41.290	52.612	123	24.501	231	24.177	184	231	31	0	1:39.716	51.107	123	24.572	233	24.037	181	233							
13	0	1:40.756	52.092	122	24.461	232	24.203	184	232	32	0	1:39.074	50.839	125	24.505	233	23.730	185	233							
14	0	1:40.291	51.632	122	24.406	231	24.253	184	231	33	0	1:39.806	51.168	122	24.654	232	23.984	185	232							
15	0	1:40.040	51.429	120	24.558	232	24.053	184	232	34	0	1:40.198	51.611	121	24.597	233	23.990	181	233							
16	0	1:40.044	51.457	122	24.469	232	24.118	184	232	35	0	1:39.398	51.110	125	24.468	233	23.820	183	233							
17	0	1:40.137	51.453	122	24.531	232	24.153	183	232	36	0	1:40.216	51.636	126	24.593	232	23.987	185	232							
18	0	1:39.888	51.310	121	24.486	233	24.092	184	233	37	0	1:40.390	51.459	122	24.654	232	24.277	184	232							
19	0	1:39.626	51.144	125	24.441	233	24.041	184	233																	

130 Maro Engel									Mercedes-AMG Team WINWARD									theoretical best time: 1:38.540								
1	0	2:15.385	1:09.279	122	33.865	153	32.241	145	153	20	0	1:39.077	51.143	129	24.214	232	23.720	186	232							
2	0	2:15.937	1:05.310	111	39.842	56	30.785	185	56	21	0	1:38.835	50.876	128	24.237	233	23.722	186	233							
3	0	1:40.778	52.159	122	24.599	231	24.020	185	231	22	0	1:43.553	51.061	128	24.549	232	27.943		232							
4	0	1:40.419	52.043	128	24.456	232	23.920	186	232	23	0	2:11.147	1:22.405	126	24.911	231	23.831	186	231							
5	0	1:39.332	51.213	125	24.321	233	23.798	186	233	24	0	1:39.492	51.050	129	24.606	233	23.836	187	233							
6	0	1:39.496	51.242	127	24.582	232	23.672	186	232	25	0	1:39.479	51.167	128	24.662	232	23.650	186	232							
7	0	1:39.786	51.565	126	24.369	232	23.852	186	232	26	0	1:39.014	50.784	128	24.490	233	23.740	186	233							
8	0	1:40.012	51.568	128	24.398	230	24.046	185	230	27	0	1:39.033	50.916	129	24.370	234	23.747	187	234							
9	0	1:40.948	52.008	127	24.419	228	24.521	181	228	28	0	1:39.023	50.809	126	24.446	233	23.768	187	233							
10	0	1:41.306	52.540	124	24.427	229	24.339	184	229	29	0	1:39.175	51.293	129	24.333	233	23.549	187	233							
11	0	1:41.259	52.325	122	24.499	226	24.435	185	226	30	0	1:39.218	51.316	130	24.312	233	23.590	187	233							
12	0	1:40.896	52.215	124	24.311	230	24.370	184	230	31	0	1:38.907	50.912	128	24.400	233	23.595	187	233							
13	0	1:40.420	52.051	128	24.230	230	24.139	185	230	32	0	1:38.960	50.979	130	24.372	234	23.609	186	234							
14	0	1:40.352	52.084	128	24.293	232	23.975	185	232	33	0	1:39.298	51.100	129	24.426	233	23.772	186	233							
15	0	1:40.020	51.566	127	24.491	231	23.963	185	231	34	0	1:39.103	51.028	129	24.405	233	23.670	187	233							
16	0	1:39.354	51.316	129	24.249	232	23.789	185	232	35	0	1:39.193	50.989	129	24.473	233	23.731	187	233							
17	0	1:39.427	51.190	127	24.354	232	23.883	186	232	36	0	1:39.366	51.046	129	24.515	233	23.805	187	233							
18	0	1:39.920	51.444	127	24.636	232	23.840	186	232	37	0	1:39.738	51.096	127	24.497	232	24.145	185	232							
19	0	1:38.977	50.946	127	24.207	233	23.824	186	233																	

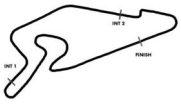




DMSB Reg.Nr.:R-14148/24

**Pit Stops
Provisional**

Nr.	Driver	Man.	Nat.	Day time in	Time in	Lap in	Day time out	Time out	Stop Time	Reason	Net Time
7	Ricardo Feller			13:51:32.886	21:29.950	12	13:52:11.256	22:08.320	7.7		38.370
4	Luca Stolz			13:51:36.742	21:33.806	12	13:52:15.412	22:12.476	8.7		38.670
19	Luca Engstler			13:51:56.437	21:53.501	12	13:52:35.751	22:32.815	9.0		39.314
85	Clemens Schmid			13:52:04.397	22:01.461	12	13:52:45.593	22:42.657	10.0		41.196
25	Ben Dörr			13:53:37.411	23:34.475	13	13:54:19.590	24:16.654	11.6		42.179
63	Franck Perera			13:56:46.965	26:44.029	15	13:57:28.050	27:25.114	11.3		41.085
69	Thierry Vermeulen			13:56:47.975	26:45.039	15	13:57:26.754	27:23.818	7.9		38.779
36	Arjun Maini			14:01:36.048	31:33.112	18	14:02:12.524	32:09.588	7.0		36.476
91	Thomas Preining			14:01:36.330	31:33.394	18	14:02:13.584	32:10.648	7.5		37.254
14	Jack Aitken			14:03:08.631	33:05.695	19	14:03:47.017	33:44.081	7.2		38.386
3	Kelvin van der Linde			14:04:22.979	34:20.043	20	14:05:01.043	34:58.107	7.7		38.064
31	Sheldon van der Linde			14:05:04.338	35:01.402	20	14:05:41.714	35:38.778	7.0		37.376
22	Lucas Auer			14:06:25.640	36:22.704	21	14:07:02.959	37:00.023	7.0		37.319
94	Nicki Thiim			14:06:26.466	36:23.530	21	14:07:04.694	37:01.758	8.5		38.228
92	Mirko Bortolotti			14:07:52.621	37:49.685	22	14:08:29.623	38:26.687	6.6		37.002
130	Maro Engel			14:07:53.944	37:51.008	22	14:08:30.951	38:28.015	6.4		37.007
11	Marco Wittmann			14:08:08.663	38:05.727	22	14:08:47.131	38:44.195	8.0		38.468
33	Rene Rast			14:08:13.250	38:10.314	22	14:08:51.791	38:48.855	8.1		38.541
71	Maximilian Paul			14:08:26.361	38:23.425	22	14:09:05.525	39:02.589	8.6		39.164
90	Ayhancan Güven			14:09:47.351	39:44.415	23	14:10:24.530	40:21.594	7.0		37.179
85	Clemens Schmid			14:27:01.671	56:58.735	32	14:27:42.454	57:39.518	8.2		40.783

**Top speed list
Provisional**

#	Name (NAT)	Team	Car name	Speed	Lap	Race time
33	Rene Rast	Schubert Motorsport (DEU)	BMW M4 GT3	240.53	32	55:00.193
11	Marco Wittmann	Schubert Motorsport (DEU)	BMW M4 GT3	238.93	35	59:49.564
31	Sheldon van der Linde	Schubert Motorsport (DEU)	BMW M4 GT3	238.41	26	45:11.870
63	Franck Perera	Lamborghini Team TGI by GRT (AUT)	Lamborghini Huracan GT3 EVO 2	235.80	31	53:34.659
14	Jack Aitken	EMIL FREY RACING (CHE)	Ferrari 296 GT3	235.29	31	53:09.209
7	Ricardo Feller	ABT Sportsline (DEU)	Audi R8 LMS GT3 EVO II	235.29	31	53:19.224
3	Kelvin van der Linde	ABT Sportsline (DEU)	Audi R8 LMS GT3 EVO II	234.78	22	37:52.657
91	Thomas Preining	Manthey EMA (DEU)	Porsche 911 GT3 R 992	234.78	30	51:36.861
130	Maro Engel	Mercedes-AMG Team WINWARD (DEU)	Mercedes-AMG GT3	234.78	32	54:35.328
69	Thierry Vermeulen	EMIL FREY RACING (CHE)	Ferrari 296 GT3	234.27	6	11:00.639
22	Lucas Auer	Mercedes-AMG Team MANN-FILTER (DEU)	Mercedes-AMG GT3	234.27	31	53:07.647
94	Nicki Thiim	SSR Performance (DEU)	Lamborghini Huracan GT3 EVO 2	233.76	20	34:19.957
19	Luca Engstler	Lamborghini Team Liqui Moly by GRT (AUT)	Lamborghini Huracan GT3 EVO 2	233.76	32	56:05.471
90	Ayhancan Güven	Manthey EMA (DEU)	Porsche 911 GT3 R 992	233.26	5	9:14.379
36	Arjun Maini	Mercedes-AMG Team HRT (DEU)	Mercedes-AMG GT3	233.26	31	53:19.940
92	Mirko Bortolotti	SSR Performance (DEU)	Lamborghini Huracan GT3 EVO 2	232.75	24	41:21.788
71	Maximilian Paul	Paul Motorsport (DEU)	Lamborghini Huracan GT3 EVO 2	232.75	30	51:56.915
4	Luca Stolz	Mercedes-AMG Team HRT (DEU)	Mercedes-AMG GT3	232.25	5	9:15.037
85	Clemens Schmid	Dörr Motorsport (DEU)	McLaren 720S GT3 Evo	231.75	5	9:25.786
25	Ben Dörr	Dörr Motorsport (DEU)	McLaren 720S GT3 Evo	228.81	5	9:24.477