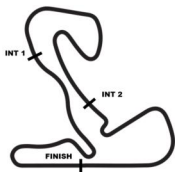


Lap Chart Provisional

Lap/Pl.	1	2	3	4	5	6	7	8	9	10	11	12	13	14	15	16	17	18	19	20
LAP 1	14	85	36	7	22	33	31	94	71	92	4	3	69	11	90	130	19	25	91	63
LAP 2	14	85	36	7	22	33	31	94	71	92	4	3	69	11	90	130	19	25	63	91
LAP 3	14	85	36	7	33	22	31	94	71	92	4	3	69	11	90	130	19	25	63	91
LAP 4	14	85	36	7	33	22	31	94	71	92	4	3	11	69	90	130	19	25	63	91
LAP 5	14	85	36	33	7	22	31	94	71	92	4	3	11	69	90	130	19	25	63	91
LAP 6	14	85	36	33	7	22	31	94	71	92	4	11	3	69	90	130	19	25	63	91
LAP 7	14	85	36	33	7	22	31	94	71	92	4	11	3	69	90	130	19	25	63	91
LAP 8	14	85	36	33	7	22	31	94	71	92	4	11	3	69	90	130	19	25	63	91
LAP 9	14	85	36	33	7	22	31	94	71	92	4	11	3	69	90	130	19	25	63	91
LAP 10	14	85	36	33	7	22	31	94	71	92	11	4	3	69	90	130	19	25	63	91
LAP 11	14	85	36	33	7	22	31	94	71	92	11	4	3	69	90	130	19	25	63	91
LAP 12	14	85	36	33	7	22	31	94	71	92	11	4	3	69	90	130	19	25	63	91
LAP 13	14	36	33	85	22	71	92	11	7	4	31	94	3	90	130	25	63	69	91	19
LAP 14	14	36	33	22	71	11	92	90	130	4	3	91	25	85	7	31	94	69	19	63
LAP 15	36	33	11	22	90	130	91	14	85	7	31	94	92	4	3	69	25	19		
LAP 16	36	11	90	130	91	14	33	85	22	7	31	94	92	4	3	69	25	19		
LAP 17	11	90	91	130	14	36	33	85	22	7	31	94	92	4	3	69	25			
LAP 18	11	91	14	36	33	85	22	7	31	94	92	4	90	130	3	69	25			
LAP 19	11	14	33	36	85	22	7	31	94	92	4	90	130	3	91	69	25			
LAP 20	11	14	33	36	85	22	7	31	94	92	4	90	130	3	91	69	25			
LAP 21	14	33	36	85	22	31	7	94	92	11	4	90	130	3	91	69	25			
LAP 22	14	33	36	85	22	31	7	94	92	11	4	90	130	3	91	69	25			
LAP 23	14	33	36	85	22	31	7	94	92	11	4	90	130	3	91	69	25			
LAP 24	14	33	36	85	22	31	7	94	92	11	4	90	130	3	91	69	25			
LAP 25	14	33	36	85	22	31	7	94	92	11	4	90	130	3	91	69	25			
LAP 26	14	33	36	85	22	31	7	94	11	92	4	90	130	3	91	69	25			
LAP 27	14	33	36	85	22	31	7	94	11	92	4	90	130	3	91	69	25			
LAP 28	14	33	36	85	22	31	7	94	11	92	4	90	130	3	91	69	25			
LAP 29	14	33	36	85	22	31	7	11	94	92	4	90	130	3	91	69	25			
LAP 30	14	33	36	85	22	31	11	7	94	92	4	90	130	3	91	69	25			
LAP 31	14	33	36	85	22	31	11	7	94	92	4	90	130	3	91	69	25			
LAP 32	14	33	36	85	22	31	11	7	94	92	4	90	130	3	91	69	25			
LAP 33	14	33	36	85	22	31	11	7	94	92	4	90	130	3	91	69	25			
LAP 34	14	33	36	85	22	31	11	7	92	4	130	90	94	3	91	69	25			
LAP 35	14	33	36	85	22	31	11	7	92	4	130	90	94	3	91	69	25			





DTM Zandvoort

DTM
Race 1

08 June 2024 13:30



Lap Chart Provisional

Lap/Pl.	1	2	3	4	5	6	7	8	9	10	11	12	13	14	15	16	17	18	19	20
LAP 36	14	33	36	85	22	31	11	7	92	4	130	90	94	3	91	69	25			
LAP 37	14	33	36	85	22	31	11	7	92	4	130	90	94	3	91	69	25			
LAP 38	14	33	36	85	22	31	11	7	92	4	130	94	3	91	69	25	90			
LAP 39	14	33	36	85	22	31	11	7	92	4	130	94	3	91	69	25				

.- PIT STOP

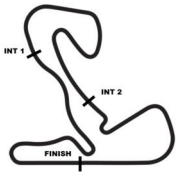
' - LAP BEHIND



SCHAEFFLER

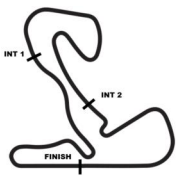
VIEROL





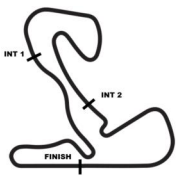
Pit Stops Provisional

Nr.	Driver	Man.	Nat.	Day time in	Time in	Lap in	Day time out	Time out	Stop Time	Reason	Net Time
85	Clemens Schmid			13:53:28.878	20:39.631	13	13:54:03.280	21:14.033	11.0		34.402
7	Ricardo Feller			13:53:36.901	20:47.654	13	13:54:06.959	21:17.712	7.4		30.058
31	Sheldon van der Linde			13:53:38.209	20:48.962	13	13:54:07.677	21:18.430	6.6		29.468
94	Nicki Thiim			13:53:38.823	20:49.576	13	13:54:08.670	21:19.423	7.3		29.847
69	Thierry Vermeulen			13:53:43.393	20:54.146	13	13:54:15.569	21:26.322	8.2		32.176
19	Luca Engstler			13:53:45.128	20:55.881	13	13:54:39.466	21:50.219	30.4		54.338
14	Jack Aitken			13:54:59.899	22:10.652	14	13:55:30.660	22:41.413	7.7		30.761
92	Mirko Bortolotti			13:55:14.762	22:25.515	14	13:55:44.870	22:55.623	7.2		30.108
4	Luca Stolz			13:55:18.067	22:28.820	14	13:55:47.600	22:58.353	7.2		29.533
3	Kelvin van der Linde			13:55:18.861	22:29.614	14	13:55:49.270	23:00.023	6.8		30.409
25	Ben Dörr			13:55:21.801	22:32.554	14	13:55:56.571	23:07.324	11.7		34.770
63	Christian Engelhart			13:56:29.068	23:39.821	14			6.3		
33	Rene Rast			13:56:42.241	23:52.994	15	13:57:11.167	24:21.920	6.3		28.926
22	Lucas Auer			13:56:48.529	23:59.282	15	13:57:17.614	24:28.367	6.6		29.085
36	Arjun Maini			13:58:15.587	25:26.340	16	13:58:44.829	25:55.582	7.1		29.242
19	Luca Engstler			13:59:45.121	26:55.874	16			6.7	Technical	
90	Ayhancan Güven			14:00:04.229	27:14.982	17	14:00:33.381	27:44.134	6.4		29.152
130	Maro Engel			14:00:06.630	27:17.383	17	14:00:36.032	27:46.785	7.3		29.402
91	Thomas Preining			14:01:42.494	28:53.247	18	14:02:11.886	29:22.639	6.7		29.392
11	Marco Wittmann			14:04:47.487	31:58.240	20	14:05:17.448	32:28.201	7.1		29.961
90	Ayhancan Güven			14:34:23.415	1:01:34.168	38					



Sector List

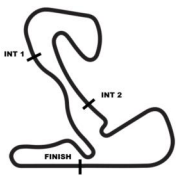
Lap Id	Time	SE1	SP1	SE2	SP2	SE3	SP3	TSP	Lap Id	Time	SE1	SP1	SE2	SP2	SE3	SP3	TSP		
3		Kelvin van der Linde								ABT Sportsline							theoretical best time: 1:34.902		
1	0	1:43.497	37.758	207	36.122	207	29.617	243	201	21	0	1:35.301	32.218	228	34.350	207	28.733	243	240
2	0	1:36.317	32.543	226	34.645	208	29.129	243	231	22	0	1:35.224	32.201	227	34.335	207	28.688	243	243
3	0	1:35.747	32.325	227	34.448	207	28.974	243	219	23	0	1:35.191	32.189	228	34.342	206	28.660	243	246
4	0	1:35.239	32.340	228	34.217	207	28.682	243	239	24	0	1:35.579	32.396	227	34.456	207	28.727	243	247
5	0	1:35.363	32.223	230	34.395	209	28.745	245	239	25	0	1:35.266	32.107	227	34.457	207	28.702	243	249
6	0	1:36.338	32.575	229	34.665	207	29.098	242	237	26	0	1:35.360	32.197	228	34.380	207	28.783	243	248
7	0	1:35.282	32.336	228	34.313	208	28.633	243	244	27	0	1:35.729	32.315	228	34.602	207	28.812	243	246
8	0	1:35.259	32.183	228	34.403	207	28.673	243	247	28	0	1:35.703	32.301	227	34.617	207	28.785	243	244
9	0	1:35.435	32.184	228	34.406	207	28.845	243	248	29	0	1:35.697	32.257	229	34.678	206	28.762	243	250
10	0	1:35.557	32.123	228	34.650	207	28.784	243	247	30	0	1:35.763	32.314	228	34.626	208	28.823	243	246
11	0	1:36.047	32.429	228	34.738	207	28.880	243	240	31	0	1:35.903	32.320	228	34.735	207	28.848	243	248
12	0	1:35.866	32.277	228	34.764	207	28.825	243	242	32	0	1:36.082	32.440	227	34.796	206	28.846	243	248
13	0	1:35.920	32.248	228	34.773	207	28.899	243	243	33	0	1:35.748	32.225	228	34.740	207	28.783	243	246
14	0	1:39.739	32.212	228	34.799	206	32.728		248	34	0	1:36.085	32.317	228	34.901	207	28.867	243	246
15	0	2:12.143	1:07.079	201	35.868	204	29.196	241		35	0	1:36.003	32.413	228	34.789	208	28.801	243	242
16	0	1:35.568	32.338	224	34.488	207	28.742	242	241	36	0	1:35.939	32.401	228	34.824	207	28.714	243	250
17	0	1:35.437	32.406	225	34.257	206	28.774	241	239	37	0	1:35.933	32.320	228	34.809	207	28.804	244	246
18	0	1:35.092	32.243	227	34.162	207	28.687	243	247	38	0	1:36.247	32.331	228	34.972	207	28.944	243	247
19	0	1:36.060	32.164	229	34.948	207	28.948	243	244	39	0	1:36.156	32.244	229	34.915	207	28.997	243	251
20	0	1:35.231	32.146	228	34.301	207	28.784	243	239										
4		Luca Stolz								Mercedes-AMG Team HRT							theoretical best time: 1:34.519		
1	0	1:43.180	37.673	199	36.021	208	29.486	244	200	21	0	1:34.981	32.148	228	34.164	207	28.669	244	241
2	0	1:36.294	32.679	227	34.512	207	29.103	244	229	22	0	1:35.083	32.107	229	34.293	208	28.683	244	240
3	0	1:35.586	32.433	229	34.232	207	28.921	243	238	23	0	1:35.187	32.111	229	34.335	206	28.741	244	243
4	0	1:35.319	32.344	228	34.158	209	28.817	243	238	24	0	1:35.149	32.078	229	34.336	208	28.735	245	244
5	0	1:35.265	32.327	228	34.089	209	28.849	243	243	25	0	1:35.132	32.105	229	34.244	207	28.783	244	249
6	0	1:35.103	32.241	228	34.192	208	28.670	244	244	26	0	1:35.288	32.042	229	34.393	207	28.853	244	245
7	0	1:34.985	32.065	229	34.212	207	28.708	244	241	27	0	1:35.795	32.563	228	34.469	207	28.763	244	241
8	0	1:35.251	32.234	229	34.372	207	28.645	246	244	28	0	1:35.326	32.177	229	34.429	208	28.720	244	238
9	0	1:35.586	32.261	230	34.566	208	28.759	244	244	29	0	1:35.771	32.333	228	34.620	207	28.818	244	241
10	0	1:36.479	32.879	229	34.735	207	28.865	244	240	30	0	1:35.887	32.244	229	34.763	208	28.880	244	239
11	0	1:35.821	32.354	227	34.631	207	28.836	245	239	31	0	1:35.603	32.189	230	34.625	208	28.789	244	242
12	0	1:35.892	32.328	228	34.739	207	28.825	244	237	32	0	1:35.624	32.301	229	34.561	207	28.762	244	244
13	0	1:36.032	32.345	229	34.826	207	28.861	244	242	33	0	1:35.582	32.326	229	34.484	208	28.772	244	236
14	0	1:40.019	32.349	228	34.756	206	32.914		243	34	0	1:36.116	32.444	228	34.545	209	29.127	243	240
15	0	2:09.513	1:04.816	210	35.555	207	29.142	241		35	0	1:35.986	32.448	229	34.648	209	28.890	245	240
16	0	1:35.274	32.301	225	34.223	206	28.750	242	232	36	0	1:35.830	32.263	229	34.745	208	28.822	246	238
17	0	1:34.788	32.146	227	34.060	207	28.582	244	240	37	0	1:36.150	32.260	229	34.899	208	28.991	246	242
18	0	1:35.448	32.416	229	34.342	208	28.690	243	244	38	0	1:36.349	32.312	229	35.048	208	28.989	246	240
19	0	1:35.141	32.664	229	33.925	207	28.552	243	246	39	0	1:36.575	32.340	230	35.103	207	29.132	243	237
20	0	1:34.868	32.072	229	34.048	207	28.748	243	245										



Sector List

Lap Id	Time	SE1	SP1	SE2	SP2	SE3	SP3	TSP	Lap Id	Time	SE1	SP1	SE2	SP2	SE3	SP3	TSP						
7		Ricardo Feller								ABT Sportsline							theoretical best time: 1:34.260						
1	0	1:40.471	36.188	221	35.007	206	29.276	243	207	21	0	1:36.053	32.873	231	34.572	207	28.608	244	246				
2	0	1:35.190	32.307	229	34.086	207	28.797	244	246	22	0	1:34.926	31.962	231	34.447	207	28.517	244	246				
3	0	1:34.967	32.146	230	34.165	205	28.656	244	244	23	0	1:35.109	31.965	231	34.583	206	28.561	244	244				
4	0	1:34.990	32.075	230	34.270	206	28.645	244	250	24	0	1:35.302	31.940	230	34.733	207	28.629	244	250				
5	0	1:36.192	32.866	229	34.715	207	28.611	245	250	25	0	1:35.749	32.022	230	34.586	206	29.141	244	247				
6	0	1:35.001	32.155	229	34.363	206	28.483	244	247	26	0	1:35.475	32.161	230	34.594	206	28.720	243	243				
7	0	1:35.078	32.083	229	34.375	207	28.620	243	250	27	0	1:35.711	32.273	230	34.772	205	28.666	243	242				
8	0	1:35.716	32.232	229	34.654	207	28.830	242	246	28	0	1:35.528	32.130	230	34.589	207	28.809	242	250				
9	0	1:35.763	32.359	230	34.665	206	28.739	243	247	29	0	1:35.856	32.461	229	34.714	206	28.681	246	244				
10	0	1:35.678	32.283	228	34.787	206	28.608	242	252	30	0	1:36.069	32.575	231	34.881	207	28.613	244	234				
11	0	1:35.553	32.160	230	34.745	205	28.648	243	246	31	0	1:35.627	32.135	231	34.827	207	28.665	244	246				
12	0	1:35.796	32.329	229	34.742	206	28.725	243	242	32	0	1:35.807	32.232	230	34.839	206	28.736	244	241				
13	0	1:39.228	32.310	229	34.781	206	32.137		238	33	0	1:36.398	32.319	230	35.046	207	29.033	243	247				
14	0	2:10.704	1:06.000	208	35.611	205	29.093	241		34	0	1:36.704	32.411	230	35.247	206	29.046	243	243				
15	0	1:35.799	32.696	226	34.511	206	28.592	242	234	35	0	1:36.445	32.432	230	35.148	206	28.865	243	250				
16	0	1:34.676	32.058	229	34.043	207	28.575	244	244	36	0	1:36.123	32.219	230	35.070	206	28.834	244	247				
17	0	1:35.278	32.117	230	34.543	207	28.618	246	239	37	0	1:36.178	32.292	230	35.111	205	28.775	244	248				
18	0	1:34.666	32.004	231	34.221	208	28.441	245	246	38	0	1:36.403	32.458	230	35.109	206	28.836	243	238				
19	0	1:34.521	31.863	231	34.304	207	28.354	244	244	39	0	1:36.708	32.587	229	35.182	205	28.939	244	246				
20	0	1:34.877	32.148	229	34.162	206	28.567	243	245														
11		Marco Wittmann								Schubert Motorsport							theoretical best time: 1:34.318						
1	0	1:43.896	38.692	204	35.800	210	29.404	249	214	21	0	2:09.456	1:05.308	210	35.486	207	28.662	246					
2	0	1:36.522	32.644	228	34.884	208	28.994	250	225	22	0	1:34.917	32.004	232	34.543	209	28.370	248	239				
3	0	1:35.557	32.380	230	34.579	208	28.598	250	234	23	0	1:34.519	31.942	233	34.326	208	28.251	248	251				
4	0	1:35.401	32.675	231	34.292	209	28.434	248	238	24	0	1:34.545	31.784	234	34.465	209	28.296	249	247				
5	0	1:34.872	32.029	233	34.389	210	28.454	250	243	25	0	1:34.554	31.829	234	34.382	210	28.343	251	251				
6	0	1:34.908	32.046	232	34.435	208	28.427	248	246	26	0	1:36.055	32.296	225	34.958	209	28.801	247	241				
7	0	1:34.864	32.033	233	34.419	209	28.412	248	241	27	0	1:34.766	31.932	234	34.513	209	28.321	250	250				
8	0	1:35.202	32.081	229	34.687	209	28.434	250	236	28	0	1:35.369	32.098	228	34.757	210	28.514	250	235				
9	0	1:35.455	32.338	232	34.660	209	28.457	250	239	29	0	1:35.543	32.251	232	34.819	209	28.473	251	242				
10	0	1:35.009	32.065	233	34.625	208	28.319	251	238	30	0	1:34.757	31.880	233	34.507	210	28.370	248	248				
11	0	1:35.583	32.264	224	34.885	208	28.434	250	234	31	0	1:34.629	31.881	235	34.506	209	28.242	248	247				
12	0	1:35.872	32.241	228	34.967	209	28.664	250	232	32	0	1:34.883	31.900	234	34.571	208	28.412	248	247				
13	0	1:35.846	32.207	233	35.051	208	28.588	250	237	33	0	1:34.865	31.825	234	34.635	209	28.405	248	243				
14	0	1:35.788	32.104	234	34.873	208	28.811	249	251	34	0	1:34.953	31.868	235	34.742	209	28.343	248	250				
15	0	1:35.392	32.364	230	34.683	209	28.345	248	248	35	0	1:35.046	31.849	236	34.811	209	28.386	250	248				
16	0	1:35.485	32.197	232	34.701	206	28.587	248	253	36	0	1:35.041	31.907	235	34.736	209	28.398	248	251				
17	0	1:35.431	32.272	233	34.752	206	28.407	248	244	37	0	1:34.925	31.889	235	34.755	210	28.281	250	247				
18	0	1:34.948	31.942	234	34.687	207	28.319	248	243	38	0	1:35.233	31.926	234	34.911	210	28.396	250	247				
19	0	1:35.249	31.946	234	34.782	207	28.521	248	245	39	0	1:35.309	31.958	234	34.825	209	28.526	249	242				
20	0	1:38.939	32.066	232	34.731	207	32.142		249														

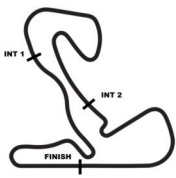




Sector List

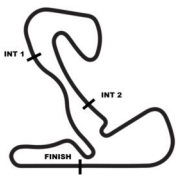
Table with columns: Lap Id, Time, SE1, SP1, SE2, SP2, SE3, SP3, TSP, Lap Id, Time, SE1, SP1, SE2, SP2, SE3, SP3, TSP. It lists performance data for three drivers: Jack Aitken (EMIL FREY RACING), Luca Engstler (Lamborghini Team Liqui Moly by GRT), and Lucas Auer (Mercedes-AMG Team MANN-FILTER) across 20 laps.





Sector List

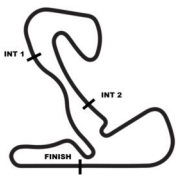
Lap	Id	Time	SE1	SP1	SE2	SP2	SE3	SP3	TSP	Lap	Id	Time	SE1	SP1	SE2	SP2	SE3	SP3	TSP
25		Ben Dörr								theoretical best time: 1:33.435									
1	0	1:45.363	37.945	211	37.563	209	29.855	247	189	21	0	1:35.616	32.432	231	34.763	208	28.421	247	236
2	0	1:36.479	33.036	229	34.550	209	28.893	248	221	22	0	1:35.457	31.931	233	34.966	207	28.560	247	241
3	0	1:35.963	32.394	231	34.774	210	28.795	249	225	23	0	1:35.062	32.049	232	34.627	208	28.386	247	255
4	0	1:36.151	32.753	230	34.609	208	28.789	248	237	24	0	1:34.913	31.909	232	34.648	208	28.356	247	241
5	0	1:36.018	32.319	231	34.811	209	28.888	246	247	25	0	1:35.243	31.910	231	34.767	207	28.566	247	252
6	0	1:35.496	32.279	230	34.495	209	28.722	246	243	26	0	1:35.278	32.103	232	34.699	208	28.476	248	253
7	0	1:35.997	32.142	232	35.058	210	28.797	246	244	27	0	1:35.471	32.003	233	34.952	208	28.516	248	248
8	0	1:35.317	32.069	232	34.715	208	28.533	248	250	28	0	1:38.630	35.355	224	34.643	208	28.632	246	241
9	0	1:35.635	32.044	232	34.900	207	28.691	246	248	29	0	1:35.181	31.910	233	34.650	208	28.621	246	248
10	0	1:35.638	31.969	232	35.058	209	28.611	246	248	30	0	1:35.220	31.971	233	34.663	209	28.586	247	249
11	0	1:35.727	32.074	232	34.940	209	28.713	247	245	31	0	1:35.603	31.979	233	34.883	208	28.741	246	252
12	0	1:35.588	31.995	232	34.919	208	28.674	247	251	32	0	1:35.444	32.141	233	34.715	208	28.588	246	238
13	0	1:35.508	32.011	231	34.827	208	28.670	247	253	33	0	1:35.390	32.055	233	34.774	209	28.561	247	247
14	0	1:39.663	32.097	232	34.793	209	32.773		250	34	0	1:35.896	32.003	233	35.138	208	28.755	247	246
15	0	2:16.187	1:10.856	201	36.016	207	29.315	242		35	0	1:36.142	32.125	233	35.010	210	29.007	247	250
16	0	1:35.826	32.449	217	34.723	208	28.654	244	219	36	0	1:35.987	32.175	231	35.172	208	28.640	247	248
17	0	1:34.608	32.231	220	33.998	208	28.379	245	233	37	0	1:35.800	32.191	232	35.043	208	28.566	247	234
18	0	1:33.614	31.754	232	33.764	208	28.096	246	248	38	0	1:35.855	32.129	228	35.044	208	28.682	248	238
19	0	1:33.871	31.575	232	34.019	209	28.277	246	253	39	0	1:36.246	32.161	228	35.332	208	28.753	248	241
20	0	1:34.234	31.737	231	34.200	209	28.297	248	252										
31		Sheldon van der Linde								theoretical best time: 1:33.997									
1	0	1:41.337	36.802	214	35.383	210	29.152	250	212	21	0	1:34.760	32.309	236	34.306	210	28.145	252	239
2	0	1:35.532	32.518	231	34.519	211	28.495	251	222	22	0	1:34.125	31.738	236	34.218	211	28.169	251	250
3	0	1:35.468	32.550	219	34.472	210	28.446	251	237	23	0	1:34.282	31.726	236	34.303	210	28.253	251	247
4	0	1:34.978	32.209	233	34.362	210	28.407	250	231	24	0	1:34.864	31.926	236	34.558	212	28.380	251	244
5	0	1:35.163	32.049	234	34.544	210	28.570	251	237	25	0	1:35.026	31.843	236	34.574	210	28.609	251	245
6	0	1:35.263	32.247	234	34.639	210	28.377	250	243	26	0	1:35.040	32.026	236	34.512	210	28.502	251	243
7	0	1:35.231	32.071	235	34.777	210	28.383	250	241	27	0	1:35.169	32.030	236	34.653	210	28.486	252	244
8	0	1:35.311	32.021	235	34.811	209	28.479	250	247	28	0	1:35.041	31.960	236	34.655	211	28.426	252	247
9	0	1:35.730	32.225	231	34.894	210	28.611	250	240	29	0	1:35.063	31.868	236	34.824	211	28.371	251	245
10	0	1:35.608	32.139	226	35.065	209	28.404	250	237	30	0	1:35.077	31.851	236	34.738	211	28.488	251	247
11	0	1:35.752	32.184	232	35.008	208	28.560	250	234	31	0	1:35.152	31.980	236	34.710	211	28.462	251	242
12	0	1:35.615	32.198	231	34.996	210	28.421	251	235	32	0	1:35.213	31.978	234	34.778	210	28.457	250	249
13	0	1:39.960	32.359	232	35.145	209	32.456		233	33	0	1:35.727	32.237	234	34.914	210	28.576	251	245
14	0	2:09.600	1:05.158	203	35.687	207	28.755	248		34	0	1:35.355	32.027	234	34.853	210	28.475	251	247
15	0	1:36.736	33.146	208	35.156	208	28.434	248	226	35	0	1:35.707	32.210	234	34.926	210	28.571	251	246
16	0	1:34.324	31.925	234	34.282	211	28.117	251	242	36	0	1:35.432	32.019	236	34.935	210	28.478	251	238
17	0	1:34.545	31.810	235	34.154	210	28.581	251	246	37	0	1:35.584	31.951	237	35.082	210	28.551	251	240
18	0	1:34.810	32.230	235	34.342	210	28.238	251	246	38	0	1:35.976	32.185	236	35.129	211	28.662	251	241
19	0	1:34.503	32.091	234	34.203	210	28.209	252	237	39	0	1:35.981	32.137	235	35.067	209	28.777	237	250
20	0	1:34.829	32.320	234	34.305	211	28.204	252	245										



Sector List

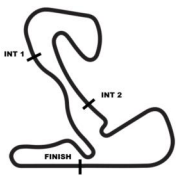
Table with columns: Lap Id, Time, SE1, SP1, SE2, SP2, SE3, SP3, TSP, Lap Id, Time, SE1, SP1, SE2, SP2, SE3, SP3, TSP. Rows are grouped by driver: Rene Rast (Schubert Motorsport), Arjun Maini (Mercedes-AMG Team HRT), and Christian Engelhart (Lamborghini Team TGI by GRT). Each row shows lap times and sector times for 20 laps.





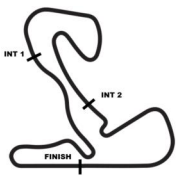
Sector List

Lap	Id	Time	SE1	SP1	SE2	SP2	SE3	SP3	TSP	Lap	Id	Time	SE1	SP1	SE2	SP2	SE3	SP3	TSP					
69			Thierry Vermeulen								EMIL FREY RACING							theoretical best time: 1:34.196						
1	1	1:43.684	38.225	218	36.009	209	29.450	246	203	21	1	1:35.465	32.385	222	34.493	208	28.587	247	239					
2	1	1:36.501	32.631	229	34.677	208	29.193	246	231	22	1	1:35.330	32.135	228	34.699	208	28.496	247	242					
3	1	1:35.786	32.404	230	34.549	209	28.833	244	230	23	1	1:34.946	31.917	232	34.467	209	28.562	247	244					
4	1	1:36.569	33.015	225	34.762	208	28.792	245	247	24	1	1:34.823	31.877	231	34.420	209	28.526	247	247					
5	1	1:35.517	32.243	229	34.641	209	28.633	246	244	25	1	1:35.295	31.947	229	34.782	209	28.566	247	247					
6	1	1:35.049	31.954	229	34.301	207	28.794	244	246	26	1	1:35.571	31.939	231	34.890	209	28.742	246	250					
7	1	1:35.314	32.199	230	34.528	208	28.587	246	245	27	1	1:35.439	32.042	231	34.667	208	28.730	246	251					
8	1	1:35.191	31.988	230	34.559	207	28.644	247	247	28	1	1:35.682	32.076	232	34.934	209	28.672	247	246					
9	1	1:35.208	31.978	230	34.542	209	28.688	246	252	29	1	1:35.919	32.085	226	35.020	208	28.814	247	246					
10	1	1:35.743	32.254	230	34.670	207	28.819	246	238	30	1	1:35.799	32.176	231	34.900	209	28.723	247	248					
11	1	1:36.051	32.180	230	35.071	205	28.800	247	242	31	1	1:35.660	32.108	231	34.852	208	28.700	247	237					
12	1	1:35.908	32.055	231	35.079	208	28.774	246	248	32	1	1:36.010	32.229	225	35.087	209	28.694	247	250					
13	1	1:39.628	32.037	230	34.964	208	32.627		251	33	1	1:35.856	32.175	226	35.019	209	28.662	247	250					
14	1	2:14.986	1:10.488	209	35.425	204	29.073	243		34	1	1:36.095	32.155	229	35.125	210	28.815	247	249					
15	1	1:35.530	32.547	226	34.342	206	28.641	243	243	35	1	1:36.015	32.173	227	35.191	209	28.651	247	248					
16	1	1:34.671	32.002	230	34.030	207	28.639	244	243	36	1	1:36.002	32.203	226	35.032	210	28.767	247	248					
17	1	1:34.244	31.786	230	34.040	207	28.418	246	248	37	1	1:35.956	32.177	231	35.058	209	28.721	248	247					
18	1	1:34.455	31.748	230	34.252	208	28.455	247	251	38	1	1:36.068	32.214	231	35.116	209	28.738	248	250					
19	1	1:36.779	32.163	224	35.007	209	29.609	246	244	39	1	1:36.283	32.211	225	35.294	209	28.778	247	251					
20	1	1:35.773	32.273	229	34.910	207	28.590	247	248															
71			Maximilian Paul								Paul Motorsport							theoretical best time: 1:34.923						
1	0	1:42.381	37.232	210	35.686	207	29.463	246	201	9	0	1:35.527	32.143	231	34.783	210	28.601	247	246					
2	0	1:35.954	32.450	227	34.709	209	28.795	247	245	10	0	1:35.660	32.365	227	34.664	208	28.631	247	235					
3	0	1:35.243	32.175	227	34.470	209	28.598	247	250	11	0	1:35.592	32.204	231	34.707	208	28.681	247	251					
4	0	1:35.283	32.153	228	34.564	208	28.566	248	249	12	0	1:35.842	32.250	231	34.980	208	28.612	247	244					
5	0	1:35.020	32.134	231	34.410	210	28.476	247	253	13	0	1:35.992	32.266	230	35.059	208	28.667	246	253					
6	0	1:35.177	32.037	231	34.508	209	28.632	248	250	14	0	1:35.921	32.188	231	35.032	208	28.701	246	247					
7	0	1:35.232	32.049	231	34.547	209	28.636	247	251	15									250					
8	0	1:35.403	32.079	230	34.669	210	28.655	247	255															
85			Clemens Schmid								Dörr Motorsport							theoretical best time: 1:34.030						
1	0	1:39.321	35.723	222	34.807	207	28.791	244	209	21	0	1:34.979	32.167	232	34.341	208	28.471	246	248					
2	0	1:34.579	32.069	230	34.046	209	28.464	245	247	22	0	1:34.745	32.068	229	34.314	207	28.363	247	245					
3	0	1:34.872	32.139	230	34.274	207	28.459	246	242	23	0	1:34.711	31.974	231	34.357	206	28.380	245	248					
4	0	1:34.426	32.156	230	33.941	208	28.329	245	246	24	0	1:34.842	32.032	232	34.404	208	28.406	247	248					
5	0	1:34.457	32.044	229	34.087	208	28.326	246	252	25	0	1:34.657	31.899	231	34.367	207	28.391	246	253					
6	0	1:34.959	32.127	230	34.529	208	28.303	245	250	26	0	1:35.033	32.125	230	34.283	206	28.625	246	250					
7	0	1:34.946	32.127	231	34.371	209	28.448	244	242	27	0	1:35.011	31.998	232	34.536	206	28.477	246	250					
8	0	1:34.853	32.072	231	34.278	207	28.503	245	244	28	0	1:34.996	31.897	231	34.505	207	28.594	245	252					
9	0	1:34.580	32.031	232	34.254	208	28.295	245	251	29	0	1:35.174	32.092	230	34.513	207	28.569	246	247					
10	0	1:34.692	31.875	231	34.401	207	28.416	246	253	30	0	1:35.255	32.168	231	34.571	207	28.516	246	247					
11	0	1:35.426	31.941	231	34.985	207	28.500	246	250	31	0	1:36.519	32.216	230	35.762	207	28.541	246	238					
12	0	1:35.375	32.093	230	34.715	206	28.567	246	251	32	0	1:35.493	32.110	230	34.820	206	28.563	247	247					
13	0	1:39.253	32.040	231	34.575	207	32.638		251	33	0	1:35.158	32.095	231	34.591	207	28.472	247	252					
14	0	2:14.188	1:09.984	215	35.389	206	28.815	243		34	0	1:35.083	32.015	232	34.629	207	28.439	246	249					
15	0	1:35.294	32.235	224	34.526	206	28.533	244	246	35	0	1:35.390	32.050	231	34.727	208	28.613	246	248					
16	0	1:34.310	32.063	229	33.951	208	28.296	246	251	36	0	1:35.980	32.165	229	35.081	205	28.734	244	247					
17	0	1:34.103	31.905	229	33.860	208	28.338	247	252	37	0	1:36.141	32.464	226	35.035	207	28.642	246	240					
18	0	1:34.275	31.906	231	33.982	210	28.387	247	254	38	0	1:35.849	32.177	231	34.986	208	28.686	246	247					
19	0	1:35.083	32.058	230	34.561	208	28.464	248	250	39	0	1:36.428	32.284	224	35.217	207	28.927	220	246					
20	0	1:34.839	32.029	231	34.508	209	28.302	247	243															



Sector List

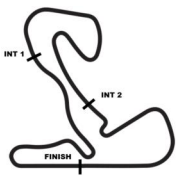
Lap Id	Time	SE1	SP1	SE2	SP2	SE3	SP3	TSP	Lap Id	Time	SE1	SP1	SE2	SP2	SE3	SP3	TSP						
90		Ayhancan Güven								Manthey EMA							theoretical best time: 1:34.626						
1	0	1:44.423	38.545	205	36.237	204	29.641	244	198	20	0	1:34.882	32.130	226	34.152	204	28.600	241	244				
2	0	1:36.472	32.557	228	34.803	206	29.112	244	239	21	0	1:34.744	32.063	228	34.234	204	28.447	242	250				
3	0	1:35.823	32.374	229	34.554	205	28.895	243	248	22	0	1:35.009	32.059	228	34.326	205	28.624	242	252				
4	0	1:36.243	32.454	225	34.696	206	29.093	244	251	23	0	1:34.926	32.031	229	34.296	205	28.599	243	249				
5	0	1:35.583	32.290	228	34.444	205	28.849	243	242	24	0	1:35.105	32.076	229	34.441	206	28.588	243	251				
6	0	1:35.198	32.152	228	34.261	204	28.785	243	247	25	0	1:35.180	32.071	228	34.496	205	28.613	243	250				
7	0	1:35.204	32.162	228	34.376	205	28.666	244	243	26	0	1:35.368	32.055	230	34.556	205	28.757	242	250				
8	0	1:35.069	32.067	228	34.321	205	28.681	243	248	27	0	1:35.656	32.234	228	34.728	205	28.694	243	251				
9	0	1:35.285	32.120	228	34.491	205	28.674	243	246	28	0	1:35.582	32.188	228	34.744	204	28.650	243	250				
10	0	1:35.570	32.212	228	34.581	205	28.777	244	248	29	0	1:35.476	32.145	229	34.741	205	28.590	243	250				
11	0	1:36.378	32.316	229	34.785	205	29.277	242	245	30	0	1:35.985	32.183	229	35.005	205	28.797	242	247				
12	0	1:35.646	32.302	228	34.554	205	28.790	243	243	31	0	1:35.715	32.172	228	34.766	205	28.777	242	247				
13	0	1:35.888	32.258	228	34.753	204	28.877	243	251	32	0	1:35.712	32.258	228	34.890	205	28.564	243	250				
14	0	1:35.427	32.144	227	34.550	205	28.733	242	251	33	0	1:35.851	32.283	228	34.831	205	28.737	242	246				
15	0	1:34.934	32.067	228	34.407	204	28.460	242	251	34	0	1:36.803	33.024	218	34.914	205	28.865	243	243				
16	0	1:35.005	32.027	228	34.395	204	28.583	242	250	35	0	1:35.918	32.263	228	34.858	206	28.797	243	246				
17	0	1:38.844	32.206	228	34.635	204	32.003		248	36	0	1:35.923	32.334	227	34.860	205	28.729	243	247				
18	0	2:09.672	1:04.708	207	35.409	201	29.555	238		37	0	1:35.719	32.172	228	34.872	205	28.675	243	250				
19	0	1:35.624	32.426	220	34.491	204	28.707	241	243	38	0	1:54.314	32.279	227	36.776	177	45.259		250				
91		Thomas Preining								Manthey EMA							theoretical best time: 1:34.517						
1	0	1:46.126	39.568	195	36.321	204	30.237	239	194	21	0	1:35.396	32.182	229	34.460	205	28.754	242	248				
2	0	1:38.110	33.978	218	34.955	204	29.177	238	230	22	0	1:35.109	32.123	228	34.437	205	28.549	242	248				
3	0	1:35.803	32.661	225	34.316	204	28.826	239	243	23	0	1:34.892	32.062	228	34.253	205	28.577	242	248				
4	0	1:35.441	32.387	226	34.282	204	28.772	241	248	24	0	1:34.847	31.896	229	34.261	205	28.690	243	251				
5	0	1:35.393	32.208	227	34.321	205	28.864	242	250	25	0	1:35.275	32.161	228	34.490	206	28.624	243	247				
6	0	1:36.009	32.386	227	34.664	205	28.959	242	253	26	0	1:35.498	32.131	230	34.750	205	28.617	243	251				
7	0	1:36.068	32.170	228	34.901	204	28.997	241	248	27	0	1:35.480	32.249	229	34.607	205	28.624	244	250				
8	0	1:35.437	32.304	227	34.454	204	28.679	242	247	28	0	1:35.843	32.279	229	34.792	205	28.772	242	250				
9	0	1:35.403	32.142	229	34.441	205	28.820	242	248	29	0	1:35.841	32.185	230	34.756	205	28.900	242	249				
10	0	1:35.959	32.233	228	34.744	203	28.982	242	247	30	0	1:35.781	32.223	225	34.848	205	28.710	242	250				
11	0	1:36.137	32.279	228	34.848	204	29.010	242	247	31	0	1:35.710	32.186	229	34.783	205	28.741	244	250				
12	0	1:35.488	32.300	228	34.594	205	28.594	242	244	32	0	1:36.079	32.329	230	34.997	205	28.753	243	249				
13	0	1:35.326	32.058	229	34.536	204	28.732	243	248	33	0	1:35.774	32.185	230	34.965	206	28.624	244	251				
14	0	1:35.488	32.469	215	34.414	205	28.605	242	250	34	0	1:36.130	32.240	229	35.076	205	28.814	243	250				
15	0	1:34.852	32.126	227	34.358	205	28.368	242	251	35	0	1:35.865	32.264	230	34.943	205	28.658	244	248				
16	0	1:35.013	31.959	229	34.455	205	28.599	241	254	36	0	1:36.198	32.441	230	34.955	206	28.802	243	252				
17	0	1:35.070	32.059	228	34.413	205	28.598	242	252	37	0	1:35.891	32.152	230	34.981	206	28.758	244	251				
18	0	1:38.169	32.088	228	34.347	204	31.734		251	38	0	1:36.026	32.168	229	35.037	206	28.821	244	254				
19	0	2:11.287	1:05.507	207	36.273	207	29.507	241		39	0	1:36.289	32.366	229	35.063	206	28.860	243	251				
20	0	1:35.912	32.362	227	34.807	204	28.743	241	248														



Sector List

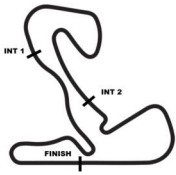
Lap	Id	Time	SE1	SP1	SE2	SP2	SE3	SP3	TSP	Lap	Id	Time	SE1	SP1	SE2	SP2	SE3	SP3	TSP	
92		Mirko Bortolotti								theoretical best time: 1:34.215										
1	0	1:42.743	37.451	204	35.862	205	29.430	244	207	21	0	1:35.126	32.270	230	34.369	208	28.487	246	253	
2	0	1:36.104	32.608	223	34.561	207	28.935	244	229	22	0	1:34.919	32.022	230	34.371	208	28.526	246	249	
3	0	1:35.296	32.380	229	34.293	207	28.623	246	239	23	0	1:35.225	32.119	230	34.624	208	28.482	246	244	
4	0	1:35.382	32.202	222	34.296	206	28.884	245	248	24	0	1:35.426	32.384	230	34.548	209	28.494	246	243	
5	0	1:35.012	32.231	229	34.183	208	28.598	246	251	25	0	1:35.342	32.039	230	34.643	209	28.660	247	249	
6	0	1:35.107	32.061	229	34.416	208	28.630	244	238	26	0	1:36.610	32.274	231	34.918	208	29.418	244	251	
7	0	1:35.139	32.087	230	34.378	208	28.674	246	239	27	0	1:35.852	32.567	224	34.690	207	28.595	246	240	
8	0	1:35.427	32.277	228	34.462	207	28.688	245	232	28	0	1:35.411	32.088	227	34.655	209	28.668	245	250	
9	0	1:35.605	32.391	229	34.512	208	28.702	246	241	29	0	1:36.029	32.261	231	35.045	207	28.723	246	246	
10	0	1:35.685	32.449	229	34.534	207	28.702	246	242	30	0	1:35.487	32.194	230	34.779	209	28.514	245	249	
11	0	1:35.516	32.265	230	34.584	207	28.667	246	254	31	0	1:35.254	32.127	231	34.722	208	28.405	246	248	
12	0	1:35.942	32.326	230	34.890	207	28.726	246	246	32	0	1:35.690	32.250	228	34.792	209	28.648	246	250	
13	0	1:35.887	32.218	225	34.912	207	28.757	246	249	33	0	1:35.919	32.181	227	34.896	208	28.842	246	247	
14	0	1:38.669	32.044	230	34.896	206	31.729		246	34	0	1:37.050	32.805	225	35.056	208	29.189	244	235	
15	0	2:11.459	1:06.100	204	36.268	205	29.091	243		35	0	1:36.044	32.286	228	34.993	208	28.765	246	247	
16	0	1:34.965	32.202	229	34.280	207	28.483	244	246	36	0	1:35.989	32.247	229	34.927	207	28.815	246	249	
17	0	1:34.571	32.044	229	34.141	207	28.386	245	250	37	0	1:36.288	32.362	225	35.089	207	28.837	247	247	
18	0	1:34.814	32.298	230	34.111	208	28.405	246	248	38	0	1:36.338	32.436	224	35.133	208	28.769	246	245	
19	0	1:34.215	31.819	230	34.076	209	28.320	246	253	39	0	1:36.683	32.483	227	35.183	205	29.017	245	245	
20	0	1:34.488	31.909	230	34.226	208	28.353	246	251											
94		Nicki Thiim								theoretical best time: 1:34.300										
1	0	1:41.955	36.999	206	35.682	204	29.274	244	213	21	0	1:35.416	32.330	230	34.410	207	28.676	246	253	
2	0	1:35.958	32.640	227	34.539	207	28.779	246	241	22	0	1:34.972	32.100	231	34.371	208	28.501	246	247	
3	0	1:35.317	32.206	230	34.352	207	28.759	245	250	23	0	1:35.181	32.113	230	34.382	208	28.686	246	247	
4	0	1:34.964	32.250	230	34.122	207	28.592	245	253	24	0	1:35.266	32.030	231	34.460	208	28.776	246	246	
5	0	1:35.169	32.168	228	34.295	208	28.706	245	253	25	0	1:35.485	32.073	229	34.347	207	29.065	245	248	
6	0	1:35.221	32.110	228	34.367	207	28.744	245	248	26	0	1:35.604	32.446	230	34.519	207	28.639	245	241	
7	0	1:35.188	32.105	229	34.378	208	28.705	245	251	27	0	1:35.691	32.471	229	34.631	207	28.589	246	246	
8	0	1:35.377	32.164	229	34.456	207	28.757	246	252	28	0	1:35.564	32.209	232	34.460	208	28.895	247	245	
9	0	1:35.861	32.178	230	34.535	207	29.148	244	247	29	0	1:36.745	32.701	230	35.190	206	28.854	246	247	
10	0	1:35.410	32.321	230	34.409	207	28.680	246	246	30	0	1:35.280	32.141	232	34.562	209	28.577	246	244	
11	0	1:35.629	32.345	230	34.646	207	28.638	247	251	31	0	1:35.637	32.057	230	34.743	207	28.837	246	247	
12	0	1:35.755	32.352	230	34.769	207	28.634	246	247	32	0	1:35.747	32.405	229	34.733	208	28.609	246	251	
13	0	1:39.751	32.386	229	34.755	207	32.610		248	33	0	1:36.257	32.259	229	34.890	207	29.108	245	248	
14	0	2:10.224	1:05.488	198	35.712	207	29.024	244		34	0	1:40.781	32.664	230	34.749	206	33.368	235	243	
15	0	1:36.270	32.638	224	34.950	207	28.682	244	242	35	0	1:36.768	32.705	231	35.178	209	28.885	246	236	
16	0	1:34.608	31.999	230	34.219	209	28.390	246	250	36	0	1:35.993	32.308	226	35.010	209	28.675	246	252	
17	0	1:34.459	31.976	230	33.950	208	28.533	244	248	37	0	1:35.925	32.216	225	34.980	209	28.729	246	250	
18	0	1:34.683	31.960	231	34.239	208	28.484	246	251	38	0	1:36.218	32.327	230	35.138	207	28.753	246	244	
19	0	1:34.537	31.961	229	34.131	209	28.445	246	250	39	0	1:37.681	32.515	217	35.176	207	29.990	200	247	
20	0	1:34.819	32.026	230	34.355	208	28.438	246	253											





Sector List

Lap Id	Time	SE1	SP1	SE2	SP2	SE3	SP3	TSP	Lap Id	Time	SE1	SP1	SE2	SP2	SE3	SP3	TSP		
130		Maro Engel								Mercedes-AMG Team WINWARD							theoretical best time: 1:34.182		
1	0	1:44.844	39.004	205	36.250	210	29.590	244	202	21	0	1:34.528	32.226	227	34.015	207	28.287	245	246
2	0	1:36.335	32.465	229	34.715	210	29.155	247	242	22	0	1:34.432	32.038	229	34.010	208	28.384	245	249
3	0	1:35.868	32.326	231	34.626	208	28.916	247	238	23	0	1:34.329	31.958	229	34.029	208	28.342	246	253
4	0	1:36.088	32.406	231	34.699	209	28.983	247	247	24	0	1:34.420	31.885	230	34.143	209	28.392	246	250
5	0	1:35.715	32.428	229	34.519	209	28.768	246	248	25	0	1:34.904	32.047	229	34.376	208	28.481	247	251
6	0	1:35.427	32.335	229	34.423	207	28.669	245	240	26	0	1:34.991	32.108	230	34.352	208	28.531	247	246
7	0	1:35.892	32.820	229	34.457	208	28.615	245	248	27	0	1:35.666	32.319	229	34.712	208	28.635	247	244
8	0	1:35.107	32.141	228	34.495	207	28.471	246	246	28	0	1:35.549	32.219	229	34.625	208	28.705	246	244
9	0	1:35.113	32.124	229	34.432	207	28.557	244	251	29	0	1:35.630	32.242	231	34.778	208	28.610	247	245
10	0	1:35.264	32.138	229	34.585	207	28.541	246	248	30	0	1:35.951	32.214	231	34.861	210	28.876	246	248
11	0	1:35.956	32.387	228	34.751	207	28.818	246	251	31	0	1:35.692	32.230	230	34.729	209	28.733	247	243
12	0	1:35.981	32.382	229	34.906	207	28.693	246	235	32	0	1:35.735	32.306	230	34.757	208	28.672	247	249
13	0	1:35.545	32.333	229	34.593	208	28.619	246	254	33	0	1:35.657	32.217	231	34.783	209	28.657	248	247
14	0	1:35.773	32.324	229	34.775	207	28.674	246	238	34	0	1:35.890	32.493	230	34.722	208	28.675	246	248
15	0	1:35.615	32.135	229	34.977	207	28.503	245	248	35	0	1:35.489	32.214	230	34.651	209	28.624	247	246
16	0	1:35.511	32.162	230	34.709	207	28.640	245	250	36	0	1:35.666	32.243	231	34.855	208	28.568	247	251
17	0	1:39.382	32.365	229	34.721	206	32.296		252	37	0	1:35.932	32.299	229	34.833	209	28.800	247	251
18	0	2:09.064	1:04.885	213	35.221	207	28.958	243		38	0	1:36.362	32.402	230	35.137	208	28.823	248	241
19	0	1:36.862	32.439	209	35.719	206	28.704	243	248	39	0	1:36.486	32.431	230	35.160	207	28.895	247	239
20	0	1:34.845	32.126	227	34.183	207	28.536	244	248										

**Top speed list
Provisional**

#	Name (NAT)	Team	Car name	Speed	Lap	Race time
71	Maximilian Paul	Paul Motorsport (DEU)	Lamborghini Huracan GT3 EVO 2	255.42	8	11:17.410
33	Rene Rast	Schubert Motorsport (DEU)	BMW M4 GT3	255.42	15	22:18.412
25	Ben Dörr	Dörr Motorsport (DEU)	McLaren 720S GT3 Evo	255.42	23	35:57.071
91	Thomas Preining	Manthey EMA (DEU)	Porsche 911 GT3 R 992	254.82	16	24:10.207
36	Arjun Maini	Mercedes-AMG Team HRT (DEU)	Mercedes-AMG GT3	254.82	25	38:43.453
14	Jack Aitken	EMIL FREY RACING (CHE)	Ferrari 296 GT3	254.21	5	6:24.989
63	Christian Engelhart	Lamborghini Team TGI by GRT (AUT)	Lamborghini Huracan GT3 EVO 2	254.21	5	6:37.727
92	Mirko Bortolotti	SSR Performance (DEU)	Lamborghini Huracan GT3 EVO 2	254.21	11	16:04.635
130	Maro Engel	Mercedes-AMG Team WINWARD (DEU)	Mercedes-AMG GT3	254.21	13	19:20.722
85	Clemens Schmid	Dörr Motorsport (DEU)	McLaren 720S GT3 Evo	254.21	18	27:42.760
94	Nicki Thiim	SSR Performance (DEU)	Lamborghini Huracan GT3 EVO 2	253.61	4	4:56.359
19	Luca Engstler	Lamborghini Team Liqui Moly by GRT (AUT)	Lamborghini Huracan GT3 EVO 2	253.61	8	11:24.036
11	Marco Wittmann	Schubert Motorsport (DEU)	BMW M4 GT3	253.61	16	24:03.274
22	Lucas Auer	Mercedes-AMG Team MANN-FILTER (DEU)	Mercedes-AMG GT3	253.01	32	49:55.355
69	Thierry Vermeulen	EMIL FREY RACING (CHE)	Ferrari 296 GT3	252.42	9	12:56.738
7	Ricardo Feller	ABT Sportsline (DEU)	Audi R8 LMS GT3 EVO II	252.42	10	14:26.539
90	Ayhancan Güven	Manthey EMA (DEU)	Porsche 911 GT3 R 992	252.42	22	34:15.085
3	Kelvin van der Linde	ABT Sportsline (DEU)	Audi R8 LMS GT3 EVO II	251.83	39	1:01:27.060
31	Sheldon van der Linde	Schubert Motorsport (DEU)	BMW M4 GT3	250.65	22	34:08.128
4	Luca Stolz	Mercedes-AMG Team HRT (DEU)	Mercedes-AMG GT3	249.48	25	38:59.401