

Lap Chart Provisional

Lap/Pl.	1	2	3	4	5	6	7	8	9	10	11	12	13	14	15	16	17	18	19	20
LAP 1	91	7	3	92	19	71	90	4	11	33	31	36	63	14	22	130	69	25	85	94
LAP 2	91	7	3	92	19	71	90	33	4	11	31	36	22	130	14	63	25	85	69	94
LAP 3	91	7	3	92	19	71	90	33	4	11	31	36	22	130	14	25	63	85	69	.94
LAP 4	7	91	3	92	19	71	33	90	4	11	31	36	22	130	14	25	69	63		
LAP 5	7	91	3	92	19	71	33	90	4	11	31	36	22	130	14	25	69	63	SC	
LAP 6	7	91	3	92	19	71	33	90	4	11	31	36	22	130	14	25	69	63	SC	
LAP 7	7	91	3	92	19	71	33	90	4	11	31	36	22	130	14	25	69	63	SC	
LAP 8	7	91	3	92	19	71	33	90	4	11	31	36	22	130	14	25	69	63		
LAP 9	7	91	3	92	19	71	33	90	4	11	31	36	22	130	14	69	25	63		
LAP 10	7	91	3	92	19	71	33	90	4	11	31	36	22	130	14	69	25	63		
LAP 11	7	91	3	92	19	33	71	90	4	11	31	36	22	130	14	69	25	63		
LAP 12	7	91	3	92	19	33	71	90	4	11	31	36	22	130	14	69	25	63		
LAP 13	7	91	3	92	19	33	71	90	4	11	31	36	22	130	14	69	25	63		
LAP 14	7	3	92	.91	19	33	71	90	31	36	.4	130	.11	69	.22	63	.14	.25		
LAP 15	3	92	.7	19	71	90	31	.33	36	130	.69	63	91	4	11	22	14	25		
LAP 16	3	92	71	.19	90	36	130	.31	63	7	91	33	4	11	22	69	14	25		
LAP 17	.3	.92	71	36	.90	130	63	91	7	33	19	31	4	11	22	69	14	25		
LAP 18	.71	130	.36	63	3	91	7	92	33	19	90	31	4	11	22	69	14	25		
LAP 19	130	63	91	7	3	92	33	19	31	90	11	22	36	69	14	25				
LAP 20	.130	.63	91	7	3	92	33	19	31	90	11	22	36	69	14	25				
LAP 21	91	7	3	92	33	19	31	130	11	90	22	36	69	14	63	25				
LAP 22	91	7	3	92	33	19	31	130	11	90	22	36	69	14	63	25				
LAP 23	91	7	3	92	33	19	31	130	11	90	22	36	69	14	63	25				
LAP 24	91	7	3	92	33	19	31	130	11	90	22	36	69	14	63	25				
LAP 25	91	7	3	92	33	19	31	130	11	90	22	36	69	14	63	25				
LAP 26	91	7	3	92	33	19	31	130	11	90	22	36	69	14	63	25				
LAP 27	91	7	3	92	33	19	31	130	11	90	22	36	69	14	63	25				
LAP 28	91	7	3	92	33	19	31	130	11	90	22	36	69	14	63	25	SC			
LAP 29	91	7	3	92	33	19	31	130	11	90	22	36	69	14	63	25	SC			
LAP 30	91	7	3	92	33	19	31	130	11	90	22	36	69	14	63	25				
LAP 31	91	7	3	92	33	19	31	130	11	SC										
LAP 31	90	22	36	69	14	63	25													
LAP 32	91	3	7	92	33	19	31	130	11	90	22	36	69	14	63	25				
LAP 33	91	3	7	92	19	33	130	31	11	22	90	36	69	14	63	25				
LAP 34	91	3	7	92	19	33	130	31	11	22	90	36	69	14	63	25				



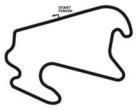
Lap Chart Provisional

Lap/Pl.	1	2	3	4	5	6	7	8	9	10	11	12	13	14	15	16	17	18	19	20
LAP 35	91	3	7	92	19	33	130	31	11	22	90	36	69	14	63	25				
LAP 36	91	3	7	92	19	33	130	31	11	22	90	36	69	14	63	25				
LAP 37	91	3	7	92	19	33	130	31	11	22	90	36	69	14	63	25				
LAP 38	91	3	7	92	19	33	130	31	11	22	90	36	69	14	63	25				
LAP 39	91	3	7	92	19	33	130	31	11	22	90	36	69	14	63	25				
LAP 40	91	3	7	92	19	33	130	31	11	22	90	36	69	14	63	25				
LAP 41	91	3	7	92	19	33	130	31	11	22	90	36	69	14	63	25				
LAP 42	91	3	7	92	19	33	130	31	11	22	90	36	69	14	63	25				

.- PIT STOP

' - LAP BEHIND

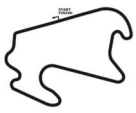




Sector List

Lap Id	Time	SE1	SP1	SE2	SP2	SE3	SP3	TSP	Lap Id	Time	SE1	SP1	SE2	SP2	SE3	SP3	TSP			
3		Kelvin van der Linde								ABT Sportsline							theoretical best time: 1:21.414			
1	0	1:29.332	33.137	176	21.900	218	34.295	234	181	22	0	1:21.895	27.238	178	21.109	220	33.548	235	244	
2	0	1:23.480	27.990	177	21.407	218	34.083	235	244	23	0	1:21.773	27.122	178	20.929	220	33.722	236	244	
3	0	1:23.844	28.049	177	21.458	219	34.337	235	245	24	0	1:21.759	27.041	179	21.068	220	33.650	236	245	
4	0	1:24.002	28.328	178	21.565	219	34.109	237	244	25	0	1:22.290	27.236	179	21.186	219	33.868	236	245	
5	0	1:25.423	27.830	179	21.696	212	35.897	235	246	26	0	1:22.273	27.318	179	21.131	219	33.824	235	245	
6	0	1:54.435	33.986	122	30.057	152	50.392	178	217	27	0	1:22.379	27.383	179	21.062	220	33.934	236	245	
7	0	1:57.546	38.139	143	30.839	148	48.568	146	201	28	0	1:26.001	27.428	179	22.209	177	36.364	235	247	
8	0	2:02.659	40.083	115	30.670	147	51.906	233	164	29	0	1:51.551	30.964	125	33.213	134	47.374	159	244	
9	0	1:24.483	28.331	177	21.689	218	34.463	235	244	30	0	1:57.032	37.797	136	31.842	175	47.393	150	189	
10	0	1:23.207	27.800	177	21.322	220	34.085	236	245	31	0	1:52.961	38.989	130	29.310	147	44.662	234	176	
11	0	1:22.371	27.477	178	21.234	220	33.660	236	245	32	0	1:23.709	28.020	178	21.532	219	34.157	234	243	
12	0	1:22.208	27.410	178	21.115	219	33.683	237	246	33	0	1:22.365	27.267	178	21.161	220	33.937	235	244	
13	0	1:22.046	27.257	178	21.144	219	33.645	238	246	34	0	1:22.183	27.358	179	21.129	221	33.696	236	245	
14	0	1:21.948	27.156	178	21.163	219	33.629	237	247	35	0	1:21.911	27.193	179	21.118	220	33.600	235	245	
15	0	1:21.914	27.095	178	21.012	220	33.807	235	247	36	0	1:21.735	27.113	180	21.004	221	33.618	236	246	
16	0	1:22.125	27.175	178	21.165	219	33.785	236	245	37	0	1:21.723	27.185	180	20.889	221	33.649	235	245	
17	0	1:24.586	27.159	178	21.115	218	36.312		245	38	0	1:22.030	27.238	179	21.293	219	33.499	238	246	
18	0	1:54.185	57.808	173	22.165	213	34.212	234		39	0	1:21.725	27.117	180	21.027	220	33.581	236	246	
19	0	1:24.432	27.623	178	21.794	214	35.015	237	243	40	0	1:21.562	27.053	179	20.977	221	33.532	238	246	
20	0	1:23.240	27.507	178	21.394	218	34.339	235	246	41	0	1:21.848	27.081	179	21.094	221	33.673	236	246	
21	0	1:22.403	27.414	179	21.275	219	33.714	234	245	42	0	1:22.606	27.026	180	21.233	220	34.347	223	246	
4		Luca Stolz								Mercedes-AMG Team HRT							theoretical best time: 1:22.190			
1	0	1:31.414	34.305	177	22.276	218	34.833	235	186	11	0	1:23.443	27.858	181	21.529	221	34.056	238	248	
2	0	1:26.413	29.469	178	22.133	214	34.811	236	245	12	0	1:22.734	27.720	179	21.313	220	33.701	239	248	
3	0	1:23.710	28.228	177	21.458	220	34.024	236	247	13	0	1:22.386	27.433	180	21.230	220	33.723	239	250	
4	0	1:23.027	27.827	180	21.381	220	33.819	237	245	14	0	1:25.223	27.511	180	21.235	221	36.477		249	
5	0	1:26.920	27.555	180	23.510	164	35.855	231	247	15	0	1:52.973	56.924	176	21.994	213	34.055	234		
6	0	1:54.686	33.201	139	31.191	128	50.294	155	236	16	0	1:22.485	27.647	180	21.124	220	33.714	236	243	
7	0	1:57.001	38.716	114	30.786	133	47.499	147	185	17	0	1:23.791	27.365	180	21.864	216	34.562	239	245	
8	0	1:59.904	40.196	147	30.612	114	49.096	236	110	18	0	1:23.029	27.665	180	21.371	222	33.993	238	247	
9	0	1:24.603	28.292	179	21.697	220	34.614	237	248	19			27.831	177					248	
10	0	1:23.394	27.826	179	21.572	221	33.996	239	246											

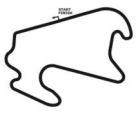




Sector List

Table with columns: Lap Id, Time, SE1, SP1, SE2, SP2, SE3, SP3, TSP, Lap Id, Time, SE1, SP1, SE2, SP2, SE3, SP3, TSP. It lists driver data for Ricardo Feller (ABT Sportsline) and Marco Wittmann (Schubert Motorsport) across 21 laps.

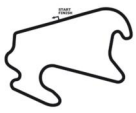




Sector List

Table with columns: Lap Id, Time, SE1, SP1, SE2, SP2, SE3, SP3, TSP, Lap Id, Time, SE1, SP1, SE2, SP2, SE3, SP3, TSP. It lists performance data for two drivers: Jack Aitken (EMIL FREY RACING) and Luca Engstler (Lamborghini Team Liqui Moly by GRT) across 21 laps.

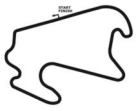




Sector List

Table with columns: Lap Id, Time, SE1, SP1, SE2, SP2, SE3, SP3, TSP. It lists two drivers: Lucas Auer (Mercedes-AMG Team MANN-FILTER) and Ben Dörr (Dörr Motorsport) with their respective lap times and sector data.

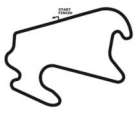




Sector List

Table with columns: Lap Id, Time, SE1, SP1, SE2, SP2, SE3, SP3, TSP, Lap Id, Time, SE1, SP1, SE2, SP2, SE3, SP3, TSP. It lists two drivers: Sheldon van der Linde (Lap 31) and Rene Rast (Lap 33), each with their respective sector times and positions across 21 laps.

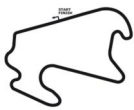




Sector List

Table with columns: Lap Id, Time, SE1, SP1, SE2, SP2, SE3, SP3, TSP, Lap Id, Time, SE1, SP1, SE2, SP2, SE3, SP3, TSP. It lists performance data for two drivers: Arjun Maini (Mercedes-AMG Team HRT) and Christian Engelhart (Lamborghini Team TGI by GRT).

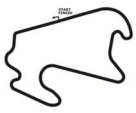




Sector List

Lap Id	Time	SE1	SP1	SE2	SP2	SE3	SP3	TSP	Lap Id	Time	SE1	SP1	SE2	SP2	SE3	SP3	TSP						
69		Thierry Vermeulen								EMIL FREY RACING							theoretical best time: 1:21.755						
1	1	1:34.476	36.339	175	22.431	222	35.706	241	182	22	1	1:22.882	27.726	179	21.435	223	33.721	239	248				
2	1	1:27.340	29.869	177	22.974	207	34.497	239	251	23	1	1:22.685	27.703	179	21.462	222	33.520	237	249				
3	1	1:25.568	29.568	173	21.808	220	34.192	240	249	24	1	1:22.227	27.358	180	21.266	222	33.603	240	247				
4	1	1:23.905	28.025	179	21.389	225	34.491	237	250	25	1	1:22.673	27.473	178	21.410	223	33.790	239	249				
5	1	1:31.805	27.263	180	24.907	158	39.635	205	248	26	1	1:22.857	27.610	179	21.350	222	33.897	236	249				
6	1	1:50.300	29.578	163	31.173	126	49.549	168	221	27	1	1:22.856	27.754	180	21.305	223	33.797	239	246				
7	1	1:56.572	38.362	64	31.704	143	46.506	188	140	28	1	1:26.834	27.439	179	24.147	180	35.248	237	249				
8	1	1:56.185	41.067	82	28.877	167	46.241	238	182	29	1	1:44.079	28.006	179	28.428	132	47.645	155	247				
9	1	1:24.332	28.419	178	21.623	219	34.290	240	248	30	1	1:57.858	36.866	95	34.147	110	46.845	154	131				
10	1	1:23.683	27.965	179	21.581	220	34.137	240	250	31	1	1:48.518	37.016	100	30.974	119	40.528	233	185				
11	1	1:23.039	27.594	179	21.506	221	33.939	241	251	32	1	1:24.195	27.939	178	21.730	223	34.526	236	244				
12	1	1:23.286	27.875	178	21.415	220	33.996	241	251	33	1	1:24.338	28.180	180	21.689	224	34.469	239	245				
13	1	1:23.018	27.595	179	21.493	221	33.930	241	252	34	1	1:23.786	28.186	180	21.551	223	34.049	239	249				
14	1	1:22.609	27.477	179	21.337	222	33.795	240	251	35	1	1:23.089	27.952	180	21.381	222	33.756	238	249				
15	1	1:25.156	27.255	179	21.282	221	36.619		250	36	1	1:23.102	27.524	180	21.552	222	34.026	238	249				
16	1	1:54.657	58.163	174	21.864	217	34.630	233		37	1	1:22.705	27.487	180	21.305	223	33.913	238	249				
17	1	1:22.735	27.723	179	21.290	216	33.722	238	243	38	1	1:22.420	27.550	180	21.199	222	33.671	239	249				
18	1	1:22.037	27.359	178	20.980	221	33.698	238	248	39	1	1:22.350	27.376	180	21.217	223	33.757	239	248				
19	1	1:22.606	27.414	179	21.102	221	34.090	240	248	40	1	1:22.424	27.315	179	21.233	223	33.876	239	249				
20	1	1:24.179	28.222	180	21.810	221	34.147	238	251	41	1	1:22.495	27.283	180	21.399	222	33.813	239	250				
21	1	1:23.725	28.143	180	21.688	221	33.894	238	249	42	1	1:22.821	27.576	180	21.334	223	33.911	238	249				
71		Maximilian Paul								Paul Motorsport							theoretical best time: 1:22.037						
1	0	1:30.412	33.985	171	22.021	219	34.406	235	181	11	0	1:23.762	28.479	177	21.430	220	33.853	238	247				
2	0	1:23.793	28.165	177	21.605	220	34.023	236	245	12	0	1:22.455	27.395	178	21.266	219	33.794	238	247				
3	0	1:23.492	27.744	177	21.457	220	34.291	237	245	13	0	1:22.505	27.311	179	21.422	219	33.772	238	248				
4	0	1:24.041	28.015	178	21.830	218	34.196	236	246	14	0	1:22.340	27.270	179	21.259	220	33.811	238	247				
5	0	1:27.161	27.912	178	22.941	179	36.308	233	246	15	0	1:22.578	27.496	179	21.234	220	33.848	238	247				
6	0	1:53.877	33.388	145	30.768	128	49.721	147	240	16	0	1:22.294	27.393	180	21.368	220	33.533	238	247				
7	0	1:58.163	38.868	139	30.541	147	48.754	137	167	17	0	1:22.523	27.363	179	21.251	218	33.909	238	247				
8	0	2:00.956	39.715	121	30.688	128	50.553	235	147	18	0	1:25.434	27.504	178	21.341	219	36.589		247				
9	0	1:24.419	28.369	177	21.758	219	34.292	235	244	19			1:00.506	173									
10	0	1:23.445	27.904	177	21.466	220	34.075	236	244														
85		Clemens Schmid								Dörr Motorsport							theoretical best time: 1:23.782						
1	0	1:34.884	37.315	175	22.411	218	35.158	236	177	3	0	1:25.634	29.715	174	21.571	221	34.348	239	248				
2	0	1:26.655	29.761	175	22.464	211	34.430	237	247	4			27.866	178	21.568	216			249				

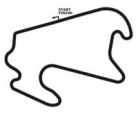




Sector List

Lap Id	Time	SE1	SP1	SE2	SP2	SE3	SP3	TSP	Lap Id	Time	SE1	SP1	SE2	SP2	SE3	SP3	TSP						
90		Ayhancan Güven								Manthey EMA							theoretical best time: 1:22.049						
1	0	1:31.358	34.027	172	22.345	216	34.986	229	178	22	0	1:24.066	28.213	177	21.771	219	34.082	235	244				
2	0	1:24.652	28.928	175	21.395	217	34.329	233	238	23	0	1:22.889	27.646	177	21.260	220	33.983	236	243				
3	0	1:22.951	27.726	176	21.252	218	33.973	234	242	24	0	1:22.866	27.393	177	21.476	219	33.997	235	246				
4	0	1:23.389	27.684	176	21.329	219	34.376	235	243	25	0	1:22.902	27.372	177	21.565	217	33.965	234	244				
5	0	1:28.336	28.234	177	23.991	191	36.111	220	243	26	0	1:22.842	27.286	177	21.462	216	34.094	232	244				
6	0	1:54.238	33.143	137	31.063	109	50.032	159	213	27	0	1:22.196	27.104	177	21.189	218	33.903	233	242				
7	0	1:57.459	38.864	119	30.707	139	47.888	138	170	28	0	1:23.698	27.234	177	21.807	214	34.657	233	243				
8	0	2:00.352	39.953	129	30.642	125	49.757	233	121	29	0	1:46.367	28.871	170	30.336	117	47.160	146	243				
9	0	1:24.505	28.098	177	22.083	216	34.324	234	243	30	0	1:56.693	37.619	116	34.068	143	45.006	147	136				
10	0	1:23.360	27.676	177	21.535	216	34.149	235	244	31	0	1:50.660	38.903	93	30.128	138	41.629	232	160				
11	0	1:23.611	27.849	177	21.662	216	34.100	234	244	32	0	1:24.308	28.023	176	21.835	218	34.450	234	242				
12	0	1:22.415	27.314	176	21.179	216	33.922	235	244	33	0	1:25.469	29.230	176	21.930	218	34.309	233	244				
13	0	1:22.530	27.299	177	21.262	216	33.969	235	245	34	0	1:23.320	27.870	177	21.444	217	34.006	233	243				
14	0	1:22.576	27.290	177	21.324	217	33.962	234	244	35	0	1:22.579	27.360	176	21.282	219	33.937	234	243				
15	0	1:22.695	27.344	177	21.320	217	34.031	234	244	36	0	1:22.779	27.359	178	21.395	218	34.025	234	244				
16	0	1:22.260	27.309	177	21.185	218	33.766	235	244	37	0	1:22.973	27.312	178	21.440	219	34.221	233	244				
17	0	1:24.915	27.164	177	21.238	216	36.513		245	38	0	1:22.825	27.362	177	21.415	216	34.048	235	243				
18	0	1:54.549	57.745	171	22.466	214	34.338	233		39	0	1:22.516	27.418	177	21.204	219	33.894	234	244				
19	0	1:24.798	28.193	175	21.617	217	34.988	233	243	40	0	1:22.425	27.287	178	21.254	218	33.884	235	244				
20	0	1:22.941	27.837	176	21.330	217	33.774	233	242	41	0	1:22.721	27.374	177	21.338	219	34.009	234	245				
21	0	1:23.756	27.588	177	21.430	218	34.738	234	243	42	0	1:22.785	27.406	178	21.337	219	34.042	234	244				
91		Thomas Preining								Manthey EMA							theoretical best time: 1:21.439						
1	0	1:27.964	31.770	172	21.638	213	34.556	231	178	22	0	1:22.309	27.296	177	21.309	216	33.704	234	242				
2	0	1:24.027	28.310	174	21.362	216	34.355	231	240	23	0	1:22.106	27.266	177	21.118	218	33.722	234	242				
3	0	1:23.921	28.145	175	21.540	216	34.236	234	240	24	0	1:21.830	27.068	177	21.149	217	33.613	233	243				
4	0	1:24.451	28.809	174	21.487	216	34.155	233	240	25	0	1:22.065	27.201	177	21.265	216	33.599	234	242				
5	0	1:25.035	27.765	175	21.622	212	35.648	232	242	26	0	1:22.116	27.074	178	21.262	215	33.780	232	243				
6	0	1:54.547	34.202	123	30.085	131	50.260	183	207	27	0	1:22.264	27.199	177	21.229	217	33.836	233	242				
7	0	1:57.612	38.242	133	30.822	150	48.548	150	203	28	0	1:24.690	27.355	177	21.204	218	36.131	233	243				
8	0	2:02.758	40.069	115	30.589	124	52.100	232	147	29	0	1:53.756	33.405	127	32.555	156	47.796	174	242				
9	0	1:24.454	28.386	174	21.768	215	34.300	233	242	30	0	1:57.058	37.876	124	32.171	161	47.011	188	198				
10	0	1:23.035	27.771	176	21.252	217	34.012	234	243	31	0	1:53.249	37.778	127	30.629	140	44.842	231	194				
11	0	1:22.369	27.354	177	21.178	217	33.837	234	243	32	0	1:23.650	28.175	174	21.466	213	34.009	232	240				
12	0	1:21.973	27.204	177	21.069	216	33.700	235	243	33	0	1:22.347	27.330	177	21.241	218	33.776	234	241				
13	0	1:21.907	27.270	176	21.081	217	33.556	235	244	34	0	1:22.301	27.353	177	21.097	219	33.851	234	243				
14	0	1:24.512	27.220	176	21.036	217	36.256		245	35	0	1:22.167	27.245	177	21.185	218	33.737	234	243				
15	0	1:52.689	57.007	172	21.733	213	33.949	233		36	0	1:21.813	27.145	178	21.022	219	33.646	234	243				
16	0	1:22.618	27.456	177	21.152	216	34.010	234	242	37	0	1:21.813	27.071	178	21.014	218	33.728	234	244				
17	0	1:22.602	27.330	177	20.989	216	34.283	234	244	38	0	1:21.793	27.224	178	20.955	218	33.614	235	243				
18	0	1:23.716	27.915	175	21.488	216	34.313	234	243	39	0	1:21.624	27.040	178	20.997	219	33.587	234	244				
19	0	1:22.789	27.528	177	21.335	216	33.926	234	244	40	0	1:21.743	27.071	177	20.999	218	33.673	235	243				
20	0	1:22.216	27.267	177	21.153	213	33.796	233	243	41	0	1:21.696	27.060	178	20.843	219	33.793	234	244				
21	0	1:22.147	27.160	177	21.221	216	33.766	233	243	42	0	1:22.007	27.130	178	20.926	220	33.951	231	244				

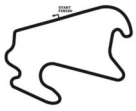




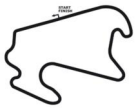
Sector List

Table with columns: Lap Id, Time, SE1, SP1, SE2, SP2, SE3, SP3, TSP, Lap Id, Time, SE1, SP1, SE2, SP2, SE3, SP3, TSP. Rows include drivers Mirko Bortolotti, Nicki Thiim, and Maro Engel with their respective lap times and sector data.



**Top speed list
Provisional**

#	Name (NAT)	Team	Car name	Speed	Lap	Race time
11	Marco Wittmann	Schubert Motorsport (DEU)	BMW M4 GT3	252.84	18	26:06.098
69	Thierry Vermeulen	EMIL FREY RACING (CHE)	Ferrari 296 GT3	252.25	13	18:42.182
36	Arjun Maini	Mercedes-AMG Team HRT (DEU)	Mercedes-AMG GT3	252.25	40	58:01.632
33	Rene Rast	Schubert Motorsport (DEU)	BMW M4 GT3	251.66	2	1:33.761
14	Jack Aitken	EMIL FREY RACING (CHE)	Ferrari 296 GT3	251.66	12	17:18.520
31	Sheldon van der Linde	Schubert Motorsport (DEU)	BMW M4 GT3	251.66	33	48:17.106
130	Maro Engel	Mercedes-AMG Team WINWARD (DEU)	Mercedes-AMG GT3	251.07	2	1:35.889
4	Luca Stolz	Mercedes-AMG Team HRT (DEU)	Mercedes-AMG GT3	250.48	13	18:38.959
85	Clemens Schmid	Dörr Motorsport (DEU)	McLaren 720S GT3 Evo	249.90	4	4:28.880
63	Christian Engelhart	Lamborghini Team TGI by GRT (AUT)	Lamborghini Huracan GT3 EVO 2	249.90	37	53:55.860
22	Lucas Auer	Mercedes-AMG Team MANN-FILTER (DEU)	Mercedes-AMG GT3	249.90	39	56:37.688
25	Ben Dörr	Dörr Motorsport (DEU)	McLaren 720S GT3 Evo	249.32	34	49:45.951
19	Luca Engstler	Lamborghini Team Liqui Moly by GRT (AUT)	Lamborghini Huracan GT3 EVO 2	248.75	13	18:36.320
92	Mirko Bortolotti	SSR Performance (DEU)	Lamborghini Huracan GT3 EVO 2	248.75	41	59:12.773
71	Maximilian Paul	Paul Motorsport (DEU)	Lamborghini Huracan GT3 EVO 2	248.17	13	18:37.695
7	Ricardo Feller	ABT Sportsline (DEU)	Audi R8 LMS GT3 EVO II	248.17	19	27:22.048
3	Kelvin van der Linde	ABT Sportsline (DEU)	Audi R8 LMS GT3 EVO II	247.03	14	19:56.760
90	Ayhancan Güven	Manthey EMA (DEU)	Porsche 911 GT3 R 992	246.46	24	34:26.342
91	Thomas Preining	Manthey EMA (DEU)	Porsche 911 GT3 R 992	245.34	14	19:55.790
94	Nicki Thiim	SSR Performance (DEU)	Lamborghini Huracan GT3 EVO 2	244.78	3	3:04.643

**Pit Stops
Provisional**

Nr.	Driver	Man.	Nat.	Day time in	Time in	Lap in	Day time out	Time out	Stop Time	Reason	Net Time
94	Nicki Thiim			13:36:47.414	4:36.317	3			3.0	Technical	
91	Thomas Preining			13:53:22.070	21:10.973	14	13:54:02.974	21:51.877	6.8		40.904
4	Luca Stolz			13:53:28.352	21:17.255	14	13:54:08.671	21:57.574	6.6		40.319
11	Marco Wittmann			13:53:28.933	21:17.836	14	13:54:09.286	21:58.189	6.4		40.353
22	Lucas Auer			13:53:30.737	21:19.640	14	13:54:10.960	21:59.863	6.5		40.223
14	Jack Aitken			13:53:32.354	21:21.257	14	13:54:14.281	22:03.184	7.2		41.927
25	Ben Dörr			13:53:35.464	21:24.367	14	13:54:19.431	22:08.334	9.8		43.967
7	Ricardo Feller			13:54:43.682	22:32.585	15	13:55:24.721	23:13.624	7.1		41.039
33	Rene Rast			13:54:48.947	22:37.850	15	13:55:29.213	23:18.116	6.9		40.266
69	Thierry Vermeulen			13:54:54.779	22:43.682	15	13:55:36.413	23:25.316	7.4		41.634
19	Luca Engstler			13:56:09.729	23:58.632	16	13:56:51.609	24:40.512	8.3		41.880
31	Sheldon van der Linde			13:56:13.967	24:02.870	16	13:56:54.302	24:43.205	6.7		40.335
3	Kelvin van der Linde			13:57:29.130	25:18.033	17	13:58:10.345	25:59.248	7.5		41.215
92	Mirko Bortolotti			13:57:30.021	25:18.924	17	13:58:11.279	26:00.182	7.5		41.258
90	Ayhancan Güven			13:57:35.093	25:23.996	17	13:58:15.618	26:04.521	6.5		40.525
71	Maximilian Paul			13:58:57.141	26:46.044	18	13:59:40.604	27:29.507	9.5		43.463
36	Arjun Maini			13:58:59.628	26:48.531	18	13:59:41.358	27:30.261	8.2		41.730
130	Maro Engel			14:01:47.248	29:36.151	20	14:02:27.107	30:16.010	6.4		39.859
63	Christian Engelhart			14:01:52.065	29:40.968	20	14:02:39.177	30:28.080	9.2		47.112