

### Lap Chart Provisional

Lap/Pl.	1	2	3	4	5	6	7	8	9	10	11	12	13	14	15	16	17	18	19	20
LAP 1	3	7	91	36	94	90	92	22	71	31	4	63	11	14	85	25	33	19	130	69
LAP 2	3	7	91	36	94	90	92	22	31	71	4	11	63	14	85	33	25	19	130	69
LAP 3	3	7	91	36	94	90	92	31	22	71	4	11	63	14	85	33	25	19	130	69
LAP 4	3	7	91	31	94	92	.36	90	22	11	4	.71	33	.63	19	.130	25	.85	.69	14
LAP 5	.3	7	.91	.94	92	90	.31	.22	19	33	.11	.4	.25	.14	36	130	63	71	85	69
LAP 6	.7	.92	.33	.90	3	36	130	.19	94	91	71	22	31	85	63	69	4	11	25	14
LAP 7	3	130	94	36	91	71	22	31	63	69	85	11	4	7	92	14	25	90	19	33'
LAP 8	3	130	94	36	91	71	22	31	63	69	85	4	11	7	92	14	25	90	19	SC
LAP 9	3	130	94	36	91	71	22	31	63	69	85	4	11	7	92	14	25	90	19	SC
LAP 10	3	130	94	36	91	71	22	31	63	69	85	4	11	7	92	14	25	90	19	SC
LAP 11	3	130	94	36	91	71	22	31	63	69	85	4	11	7	92	14	25	90	19	SC
LAP 12	.3	130	94	36	91	71	22	31	63	69	85	4	11	7	92	14	25	90	19	SC
LAP 13	3	130	94	36	91	71	22	31	63	69	85	4	11	7	92	14	25	90	19	SC
LAP 14	3	130	94	36	91	71	22	31	63	69	85	4	11	7	92	14	25	90	19	33'
LAP 15	3	130	94	36	91	71	22	31	63	69	85	4	11	7	92	SC	33'			
LAP 15	14	25	90	19	33'															
LAP 16	3	130	94	36	91	71	22	63	69	4	85	7	92	14	31	90	19	11	25	33'
LAP 17	3	130	94	36	91	71	22	63	69	4	7	92	14	31	85	19	.90	11	25	33'
LAP 18	3	130	94	36	91	71	22	63	7	4	92	14	31	19	85	11	69	25	90	33'
LAP 19	3	130	36	91	71	22	63	7	4	92	14	.94	31	19	11	85	69	25	90	33'
LAP 20	3	130	36	91	71	22	63	7	92	.4	14	31	19	11	69	.85	25	94	90	.33'
LAP 21	3	130	36	91	71	63	7	.22	92	14	31	19	11	25	69	4	94	90	85	33'
LAP 22	3	130	91	.36	71	63	7	92	14	19	.31	11	69	25	22	94	90	4	85	.33'
LAP 23	3	130	91	63	.71	7	92	14	19	.11	22	36	25	.69	31	94	90	4	85	
LAP 24	3	130	91	.63	7	92	14	19	22	36	71	31	25	94	90	4	85	11	69	
LAP 25	3	130	91	7	92	.14	.19	22	63	36	71	31	94	90	4	85	11	69	25	
LAP 26	.3	130	.91	7	92	22	63	36	71	31	94	14	90	19	4	85	11	69	25	
LAP 27	.130	.7	.92	3	91	22	63	36	71	31	94	14	90	19	4	85	11	69	25	
LAP 28	3	130	91	22	63	7	36	31	94	14	90	19	4	71	92	85	11	69	25	
LAP 29	3	130	91	22	63	36	7	31	94	14	90	19	4	71	11	85	92	69	25	
LAP 30	3	130	91	22	63	36	7	31	94	90	19	4	71	14	11	85	69	92	25	
LAP 31	3	130	91	22	63	7	36	31	94	90	4	19	71	14	11	85	69	92	25	
LAP 32	3	130	91	22	63	7	36	31	94	90	4	19	71	11	14	85	92	69	25	
LAP 33	3	130	91	22	63	7	36	31	94	4	90	19	71	11	14	69	92	.85	25	85'
LAP 34	3	130	91	22	7	63	36	31	94	4	90	71	19	11	14	92	69	25		



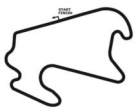
### Lap Chart Provisional

Lap/Pl.	1	2	3	4	5	6	7	8	9	10	11	12	13	14	15	16	17	18	19	20
LAP 35	3	130	91	22	7	63	36	31	94	4	90	71	19	11	92	14	69	25	85	
LAP 36	3	130	91	22	7	63	36	31	94	4	90	71	92	19	11	14	69	25	85	
LAP 37	3	130	91	22	7	31	36	63	94	4	90	92	71	11	19	14	69	25	85	
LAP 38	3	130	91	22	7	31	36	94	63	4	92	71	11	19	90	14	69	25	85	

.- PIT STOP

' - LAP BEHIND

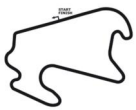




Sector List

Table with columns: Lap Id, Time, SE1, SP1, SE2, SP2, SE3, SP3, TSP, Lap Id, Time, SE1, SP1, SE2, SP2, SE3, SP3, TSP. It lists two drivers: Kelvin van der Linde (ABT Sportsline) and Luca Stolz (Mercedes-AMG Team HRT) with their respective lap times and sector data.

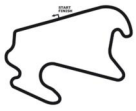




### Sector List

Lap Id	Time	SE1	SP1	SE2	SP2	SE3	SP3	TSP	Lap Id	Time	SE1	SP1	SE2	SP2	SE3	SP3	TSP						
<b>7</b>		Ricardo Feller								ABT Sportsline							theoretical best time: 1:24.554						
1	0	1:29.220	32.182	175	22.102	217	<b>34.936</b>	<b>236</b>	183	20	0	1:35.657	32.803	171	24.271	214	38.583	232	240				
2	0	<b>1:25.131</b>	28.461	175	21.713	217	34.957	235	<b>245</b>	21	0	1:36.166	33.281	171	24.220	214	38.665	230	242				
3	0	1:25.437	28.433	<b>177</b>	<b>21.652</b>	216	35.352	235	245	22	0	1:36.346	33.470	170	24.246	214	38.630	231	239				
4	0	1:32.483	<b>27.966</b>	176	23.812	206	40.705	228	245	23	0	1:36.487	33.170	170	24.482	214	38.835	231	240				
5	0	1:40.234	32.603	173	24.854	194	42.777	215	240	24	0	1:37.096	33.560	170	24.650	211	38.886	229	242				
6	0	1:52.330	35.916	164	27.636	179	48.778		216	25	0	1:36.891	33.373	169	24.617	212	38.901	229	238				
7	0	2:08.432	1:01.592	166	25.898	203	40.942	187		26	0	1:36.030	32.983	171	24.516	213	38.531	230	239				
8	0	2:07.795	41.458	97	36.321	102	50.016	124	131	27	0	1:37.668	32.904	171	24.461	213	40.303		240				
9	0	2:55.270	47.668	84	40.351	81	1:27.251	27	119	28	0	2:02.806	1:00.068	170	24.827	214	37.911	229					
10	0	13:01.510	11:22.653	73	39.452	79	59.405	109	59	29	0	1:38.590	37.259	135	24.103	216	37.228	231	238				
11	0	2:19.020	44.029	69	38.610	88	56.381	115	125	30	0	1:33.252	32.355	171	24.145	217	36.752	232	240				
12	0	20:11.466	44.638	76	46.995	67	18:39.833	69	124	31	0	1:32.932	32.189	171	24.163	<b>218</b>	36.580	230	241				
13	0	2:19.199	49.415	81	36.531	106	53.253	126	85	32	0	1:32.164	31.783	173	23.639	218	36.742	232	239				
14	0	2:06.350	39.300	98	36.164	92	50.886	118	129	33	0	1:31.876	31.651	173	23.894	216	36.331	232	240				
15	0	1:54.764	40.487	92	33.859	145	40.418	231	109	34	0	1:31.315	30.955	173	24.103	217	36.257	231	241				
16	0	1:38.210	34.154	170	24.853	211	39.203	231	229	35	0	1:30.348	30.636	175	23.755	217	35.957	231	240				
17	0	1:36.409	33.457	171	24.285	214	38.667	232	242	36	0	1:30.015	30.326	176	23.427	218	36.262	231	241				
18	0	1:36.490	33.225	171	24.570	214	38.695	227	242	37	0	1:30.036	31.113	176	22.938	218	35.985	232	241				
19	0	1:35.596	32.908	171	24.298	213	38.390	231	236	38	0	1:28.650	29.893	175	23.052	217	35.705	233	242				
<b>11</b>		Marco Wittmann								Schubert Motorsport							theoretical best time: 1:24.881						
1	0	1:34.175	35.929	174	22.550	217	35.696	240	193	20	0	1:36.506	33.201	169	24.464	215	38.841	233	243				
2	0	1:26.479	29.509	175	22.257	220	<b>34.713</b>	<b>241</b>	250	21	0	1:36.664	33.122	170	24.524	215	39.018	233	243				
3	0	<b>1:25.633</b>	28.671	177	<b>21.819</b>	220	35.143	240	<b>251</b>	22	0	1:37.044	33.207	170	24.624	214	39.213	233	243				
4	0	1:32.374	<b>28.349</b>	<b>178</b>	22.770	211	41.255	233	251	23	0	1:38.889	33.204	170	24.691	215	40.994		242				
5	0	1:42.177	32.186	175	24.604	202	45.387		243	24	0	2:17.550	1:13.251	165	25.169	210	39.130	232					
6	0	2:09.160	1:03.278	164	25.388	207	40.494	227		25	0	1:37.054	33.592	168	24.722	213	38.740	233	241				
7	0	1:43.023	34.379	166	26.344	178	42.300	191	217	26	0	1:36.039	32.953	170	24.674	212	38.412	234	242				
8	0	2:07.598	41.236	112	35.755	117	50.607	125	139	27	0	1:35.574	32.782	171	24.574	216	38.218	233	243				
9	0	2:53.727	45.820	80	41.530	80	1:26.377	24	131	28	0	1:35.329	32.849	168	24.486	216	37.994	234	243				
10	0	13:02.055	11:23.775	76	39.251	84	59.029	124	66	29	0	1:35.469	32.695	169	24.777	216	37.997	234	244				
11	0	2:19.097	44.766	73	38.172	93	56.159	128	126	30	0	1:33.793	32.627	168	23.944	219	37.222	233	242				
12	0	20:12.250	45.279	67	46.533	77	18:40.438	59	117	31	0	1:33.668	32.487	170	23.920	<b>220</b>	37.261	233	242				
13	0	2:18.799	48.800	112	36.939	111	53.060	128	105	32	0	1:33.835	32.421	168	23.732	220	37.682	233	242				
14	0	2:06.643	39.460	93	36.148	95	51.035	108	133	33	0	1:31.567	31.526	171	23.467	220	36.574	233	242				
15	0	1:54.831	40.678	85	33.524	155	40.629	235	115	34	0	1:31.432	31.209	172	23.674	220	36.549	232	242				
16	0	1:43.757	39.096	130	25.499	212	39.162	233	239	35	0	1:30.560	30.485	174	23.635	220	36.440	234	241				
17	0	1:37.448	33.400	170	25.031	215	39.017	233	242	36	0	1:31.384	30.436	174	24.075	220	36.873	233	242				
18	0	1:37.120	33.490	170	24.588	216	39.042	234	242	37	0	1:30.848	30.442	174	23.949	217	36.457	234	242				
19	0	1:37.267	33.578	171	24.436	216	39.253	234	243	38	0	1:30.805	29.997	174	23.578	220	37.230	234	243				

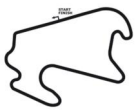




Sector List

Table with columns: Lap Id, Time, SE1, SP1, SE2, SP2, SE3, SP3, TSP, Lap Id, Time, SE1, SP1, SE2, SP2, SE3, SP3, TSP. It lists performance data for two drivers: Jack Aitken (EMIL FREY RACING) and Luca Engstler (Lamborghini Team Liqui Moly by GRT) across 19 laps.

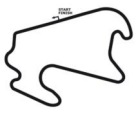




Sector List

Table with columns: Lap Id, Time, SE1, SP1, SE2, SP2, SE3, SP3, TSP, Lap Id, Time, SE1, SP1, SE2, SP2, SE3, SP3, TSP. It lists performance data for two drivers: Lucas Auer (Mercedes-AMG Team MANN-FILTER) and Ben Dörr (Dörr Motorsport) across 19 laps.

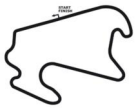




Sector List

Table with columns: Lap Id, Time, SE1, SP1, SE2, SP2, SE3, SP3, TSP, Lap Id, Time, SE1, SP1, SE2, SP2, SE3, SP3, TSP. Rows include drivers Sheldon van der Linde, Rene Rast, and Arjun Maini with their respective lap times and sector data.



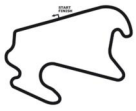


### Sector List

Lap Id	Time	SE1	SP1	SE2	SP2	SE3	SP3	TSP	Lap Id	Time	SE1	SP1	SE2	SP2	SE3	SP3	TSP			
<b>63</b>		Christian Engelhart								Lamborghini Team TGI by GRT							theoretical best time: 1:25.191			
1	0	1:33.891	35.560	174	22.765	217	35.566	237	192	20	0	1:36.485	33.189	172	24.496	213	38.800	232	242	
2	0	1:27.416	29.963	175	22.449	217	<b>35.004</b>	238	247	21	0	1:36.524	33.317	170	24.457	214	38.750	233	240	
3	0	<b>1:25.473</b>	<b>28.434</b>	<b>175</b>	<b>21.753</b>	218	35.286	<b>239</b>	248	22	0	1:36.354	33.114	171	24.283	214	38.957	233	242	
4	0	1:34.392	28.675	173	22.821	212	42.896		<b>249</b>	23	0	1:36.270	33.212	170	24.287	215	38.771	233	242	
5	0	2:02.445	59.138	172	24.327	209	38.980	230		24	0	1:37.661	32.985	171	24.493	213	40.183		242	
6	0	1:45.302	37.878	131	26.110	208	41.314	226	240	25	0	2:05.627	1:02.542	170	24.579	212	38.506	231		
7	0	1:41.893	33.814	166	25.601	204	42.478	192	235	26	0	1:35.573	32.923	174	24.267	214	38.383	232	240	
8	0	2:04.119	39.197	126	35.143	118	49.779	145	171	27	0	1:35.278	32.894	173	24.197	215	38.187	232	240	
9	0	2:45.267	44.361	119	41.033	84	1:19.873	37	133	28	0	1:34.827	32.780	173	23.858	217	38.189	233	242	
10	0	13:11.154	11:33.802	86	38.726	86	58.626	121	63	29	0	1:34.664	32.571	175	24.012	216	38.081	232	242	
11	0	2:18.851	45.128	104	38.404	97	55.319	142	121	30	0	1:34.142	32.522	171	23.722	<b>219</b>	37.898	232	241	
12	0	20:14.001	46.519	78	45.085	77	18:42.397	0	132	31	0	1:33.745	32.504	168	23.925	217	37.316	232	241	
13	0	2:17.847	47.973	117	36.522	128	53.352	144	81	32	0	1:33.758	32.218	171	23.992	217	37.548	233	241	
14	0	2:07.797	40.064	82	35.794	119	51.939	108	151	33	0	1:33.347	32.114	171	24.033	217	37.200	232	241	
15	0	1:55.990	40.332	87	33.059	168	42.599	229	133	34	0	1:33.652	31.881	172	24.426	217	37.345	232	242	
16	0	1:37.189	33.517	172	24.895	213	38.777	231	236	35	0	1:32.121	31.442	175	23.823	219	36.856	232	241	
17	0	1:37.415	33.533	172	25.257	209	38.625	233	236	36	0	1:31.828	31.163	173	23.747	218	36.918	232	242	
18	0	1:36.245	33.133	172	24.491	214	38.621	233	242	37	0	1:33.811	31.714	174	23.866	218	38.231	233	242	
19	0	1:36.994	33.211	174	24.625	213	39.158	233	243	38	0	1:34.155	31.399	175	23.904	213	38.852	232	243	
<b>69</b>		Thierry Vermeulen								EMIL FREY RACING							theoretical best time: 1:24.968			
1	1	1:37.867	39.993	156	22.290	216	35.584	237	199	20	1	1:38.002	33.135	171	25.153	210	39.714	232	242	
2	1	1:26.227	29.228	176	22.120	217	<b>34.879</b>	<b>238</b>	248	21	1	1:47.780	33.030	170	34.542	156	40.208	229	242	
3	1	<b>1:25.036</b>	<b>28.306</b>	<b>177</b>	<b>21.783</b>	218	34.947	237	<b>249</b>	22	1	1:38.014	33.581	169	24.878	213	39.555	230	240	
4	1	1:36.053	29.212	177	22.468	211	44.373		248	23	1	1:40.984	34.034	170	25.607	212	41.343		240	
5	1	2:03.744	59.541	173	24.785	206	39.418	229		24	1	2:05.541	1:01.712	166	24.961	211	38.868	231		
6	1	1:40.253	33.299	168	25.149	208	41.805	226	234	25	1	1:36.457	33.373	169	24.522	213	38.562	231	240	
7	1	1:42.491	34.172	167	26.101	204	42.218	174	230	26	1	1:36.970	33.662	169	24.583	213	38.725	232	241	
8	1	2:05.004	39.603	116	35.034	110	50.367	134	146	27	1	1:35.489	32.808	171	24.342	213	38.339	231	242	
9	1	2:47.839	44.194	105	40.688	90	1:22.957	32	141	28	1	1:35.545	32.507	170	24.463	215	38.575	232	242	
10	1	13:08.286	11:30.593	96	39.010	86	58.683	111	55	29	1	1:33.993	32.435	169	24.006	219	37.552	233	242	
11	1	2:19.112	45.184	94	38.116	90	55.812	140	108	30	1	1:33.959	32.271	169	24.089	219	37.599	231	243	
12	1	20:12.742	45.960	73	45.401	76	18:41.381	44	122	31	1	1:33.770	32.329	171	23.892	<b>220</b>	37.549	231	241	
13	1	2:18.426	48.590	126	36.917	134	52.919	149	90	32	1	1:33.505	31.932	171	24.013	218	37.560	232	240	
14	1	2:07.542	40.216	86	35.716	128	51.610	118	140	33	1	1:33.314	32.524	172	23.991	220	36.799	230	243	
15	1	1:55.970	40.615	93	33.113	166	42.242	228	124	34	1	1:32.824	31.996	172	23.815	219	37.013	230	241	
16	1	1:37.374	34.254	170	24.484	215	38.636	231	223	35	1	1:33.178	31.849	172	24.213	218	37.116	230	240	
17	1	1:37.214	33.790	170	24.527	213	38.897	232	237	36	1	1:32.526	31.427	169	24.122	220	36.977	231	241	
18	1	1:48.045	33.560	170	35.253	152	39.232	233	240	37	1	1:32.117	30.958	173	24.159	217	37.000	231	241	
19	1	1:37.636	33.638	169	24.660	214	39.338	231	242	38	1	1:31.685	30.664	173	23.712	218	37.309	232	242	



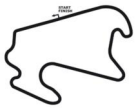




Sector List

Table with columns: Lap Id, Time, SE1, SP1, SE2, SP2, SE3, SP3, TSP, Lap Id, Time, SE1, SP1, SE2, SP2, SE3, SP3, TSP. It lists performance data for two drivers: Maximilian Paul (71) and Clemens Schmid (85), including lap times and sector times across 19 laps.

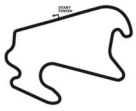




### Sector List

Lap Id	Time	SE1	SP1	SE2	SP2	SE3	SP3	TSP	Lap Id	Time	SE1	SP1	SE2	SP2	SE3	SP3	TSP						
<b>90</b>		Ayhancan Güven								Manthey EMA							theoretical best time: 1:25.524						
1	0	1:31.573	33.892	174	22.507	<b>216</b>	35.174	235	183	20	0	1:36.228	32.900	168	24.469	212	38.859	228	237				
2	0	<b>1:25.566</b>	28.763	<b>175</b>	<b>21.918</b>	216	<b>34.885</b>	<b>235</b>	244	21	0	1:36.473	32.959	170	24.704	212	38.810	228	238				
3	0	1:26.252	<b>28.721</b>	175	22.127	215	35.404	235	<b>246</b>	22	0	1:36.460	33.107	169	24.459	211	38.894	228	237				
4	0	1:33.989	29.276	174	23.185	210	41.528	231	243	23	0	1:36.243	32.855	171	24.524	212	38.864	230	238				
5	0	1:41.125	32.771	173	24.813	204	43.541	223	230	24	0	1:36.637	32.985	170	24.615	211	39.037	230	239				
6	0	1:59.152	35.606	163	27.347	193	56.199		233	25	0	1:36.677	33.346	169	24.503	212	38.828	228	239				
7	0	2:09.103	1:01.094	165	26.141	202	41.868	148		26	0	1:36.514	33.362	170	24.506	213	38.646	229	238				
8	0	2:07.918	40.034	129	34.173	116	53.711	132	131	27	0	1:36.063	33.086	170	24.483	213	38.494	229	240				
9	0	2:57.363	48.104	69	43.468	74	1:25.791	29	122	28	0	1:35.514	32.964	170	24.560	212	37.990	229	239				
10	0	12:50.265	11:10.607	77	39.973	78	59.685	98	69	29	0	1:34.401	32.207	171	24.304	216	37.890	229	240				
11	0	2:19.684	43.689	85	38.782	70	57.213	97	103	30	0	1:34.998	32.754	170	24.299	214	37.945	229	239				
12	0	20:10.307	46.810	58	46.883	78	18:36.614	70	114	31	0	1:34.052	32.071	171	24.104	213	37.877	229	239				
13	0	2:19.880	48.759	91	38.743	71	52.378	86	76	32	0	1:33.751	31.948	170	24.149	213	37.654	229	239				
14	0	2:06.376	40.543	109	34.471	86	51.362	98	111	33	0	1:33.925	32.097	170	23.868	215	37.960	231	238				
15	0	1:53.874	40.862	117	32.602	138	40.410	229	91	34	0	1:32.951	31.638	170	23.926	214	37.387	229	240				
16	0	1:37.794	34.167	170	24.838	211	38.789	231	237	35	0	1:32.267	31.020	173	24.101	215	37.146	230	240				
17	0	1:38.776	33.247	169	24.684	212	40.845		240	36	0	1:32.038	30.714	172	24.298	216	37.026	230	239				
18	0	2:07.820	1:04.101	166	24.878	210	38.841	229		37	0	1:31.642	30.648	172	23.996	214	36.998	229	239				
19	0	1:36.102	33.046	167	24.438	211	38.618	228	237	38	0	1:48.177	30.947	170	25.044	206	52.186	161	239				
<b>91</b>		Thomas Preining								Manthey EMA							theoretical best time: 1:24.646						
1	0	1:29.948	32.839	172	22.247	211	<b>34.862</b>	233	181	20	0	1:36.432	32.921	170	24.360	212	39.151	230	239				
2	0	1:25.475	28.585	173	21.972	214	34.918	<b>234</b>	243	21	0	1:36.624	33.183	170	24.489	211	38.952	230	240				
3	0	<b>1:25.422</b>	28.470	<b>174</b>	<b>21.727</b>	215	35.225	234	<b>244</b>	22	0	1:36.510	32.996	171	24.369	212	39.145	229	239				
4	0	1:33.582	<b>28.057</b>	174	23.539	202	41.986	225	244	23	0	1:36.408	33.049	171	24.333	212	39.026	229	238				
5	0	1:42.112	32.483	173	24.852	204	44.777		235	24	0	1:36.726	33.150	170	24.419	210	39.157	230	239				
6	0	2:07.793	1:01.217	168	25.649	193	40.927	225		25	0	1:36.889	33.162	171	24.418	213	39.309	229	239				
7	0	1:41.468	33.829	167	25.814	203	41.825	218	234	26	0	1:37.933	33.067	171	24.536	213	40.330		238				
8	0	2:03.207	39.392	118	33.477	140	50.338	127	227	27	0	2:02.932	59.926	169	24.451	210	38.555	229					
9	0	2:39.709	44.715	111	41.739	80	1:13.255	33	121	28	0	1:34.285	32.446	171	23.817	214	38.022	230	238				
10	0	13:18.153	11:40.795	131	38.372	112	58.986	135	66	29	0	1:33.667	32.164	170	23.741	214	37.762	230	238				
11	0	2:19.253	46.540	91	36.903	101	55.810	124	135	30	0	1:32.952	31.956	171	23.679	215	37.317	229	238				
12	0	20:12.804	46.638	88	43.644	84	18:42.522	0	127	31	0	1:33.241	32.019	171	23.677	214	37.545	229	238				
13	0	2:17.865	49.049	114	36.139	122	52.677	145	94	32	0	1:32.696	31.754	171	23.725	215	37.217	229	237				
14	0	2:08.866	42.570	73	34.238	129	52.058	137	154	33	0	1:32.572	31.487	171	23.773	215	37.312	229	238				
15	0	1:58.318	41.498	72	32.640	175	44.180	226	156	34	0	1:32.280	31.341	172	23.561	215	37.378	228	237				
16	0	1:37.875	33.843	170	25.027	210	39.005	228	237	35	0	1:31.196	30.760	172	23.585	<b>216</b>	36.851	229	238				
17	0	1:36.911	33.246	170	24.640	211	39.025	230	238	36	0	1:30.787	30.476	172	23.548	216	36.763	229	237				
18	0	1:36.093	33.010	170	24.389	212	38.694	230	240	37	0	1:30.313	30.346	172	23.401	215	36.566	228	238				
19	0	1:36.551	33.386	169	24.450	208	38.715	229	239	38	0	1:30.373	30.370	173	23.257	214	36.746	229	237				

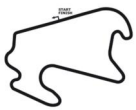




### Sector List

Lap Id	Time	SE1	SP1	SE2	SP2	SE3	SP3	TSP	Lap Id	Time	SE1	SP1	SE2	SP2	SE3	SP3	TSP		
<b>92</b>		Mirko Bortolotti								SSR Performance							theoretical best time: 1:24.635		
1	0	1:31.975	34.064	174	22.799	216	35.112	234	184	20	0	1:36.375	33.036	170	24.722	212	38.617	231	240
2	0	<b>1:25.431</b>	28.882	175	<b>21.790</b>	218	34.759	236	245	21	0	1:37.119	33.526	170	24.589	212	39.004	229	240
3	0	1:26.259	28.646	176	22.116	217	35.497	236	<b>247</b>	22	0	1:36.860	33.587	169	24.437	213	38.836	229	239
4	0	1:33.592	29.288	175	23.139	209	41.165	226	247	23	0	1:37.339	33.653	170	24.842	211	38.844	230	239
5	0	1:40.235	32.381	173	24.600	190	43.254	217	238	24	0	1:37.186	33.302	170	24.889	210	38.995	230	240
6	0	1:52.653	35.605	165	26.929	184	50.119		226	25	0	1:37.036	33.250	170	24.742	212	39.044	230	239
7	0	2:12.133	1:01.363	162	26.451	192	44.319	158		26	0	1:37.101	33.323	170	24.891	212	38.887	230	240
8	0	2:06.030	39.657	133	33.860	106	52.513	141	139	27	0	1:38.649	33.149	170	25.029	212	40.471		239
9	0	2:51.507	45.004	84	37.950	88	1:28.553	26	128	28	0	2:15.346	1:05.882	156	28.137	211	41.327	225	
10	0	12:59.285	11:20.002	83	39.648	81	59.635	100	57	29	0	1:41.488	35.742	162	27.120	216	38.626	232	236
11	0	2:18.957	43.558	75	39.042	87	56.357	109	98	30	0	1:38.614	34.274	166	27.061	218	37.279	233	242
12	0	20:10.793	45.239	64	46.808	72	18:38.746	79	121	31	0	1:34.254	33.203	168	24.834	220	36.217	234	242
13	0	2:20.329	49.653	85	37.594	89	53.082	112	85	32	0	1:31.816	31.981	171	23.952	220	35.883	234	243
14	0	2:05.620	38.985	82	35.682	109	50.953	113	157	33	0	1:33.793	32.436	174	25.384	218	35.973	234	243
15	0	1:54.335	40.719	84	33.720	142	39.896	228	115	34	0	1:28.439	30.313	178	23.276	223	34.850	235	243
16	0	1:38.027	33.922	171	25.035	211	39.070	230	220	35	0	1:29.782	30.934	178	24.319	220	34.529	236	244
17	0	1:37.334	34.126	169	24.733	214	38.475	231	238	36	0	1:25.824	28.899	<b>180</b>	22.178	<b>224</b>	34.747	235	245
18	0	1:36.490	33.550	170	24.478	213	38.462	232	240	37	0	1:25.701	<b>28.578</b>	178	22.853	224	34.270	236	245
19	0	1:36.334	33.428	170	24.263	214	38.643	231	241	38	0	1:29.195	30.621	177	24.307	221	<b>34.267</b>	<b>237</b>	245
<b>94</b>		Nicki Thiim								SSR Performance							theoretical best time: 1:25.454		
1	0	1:30.739	33.719	175	22.362	214	<b>34.658</b>	234	185	20	0	2:08.339	1:03.994	166	25.381	208	38.964	231	
2	0	<b>1:25.836</b>	28.951	174	<b>22.177</b>	216	34.708	<b>236</b>	244	21	0	1:36.455	33.271	168	24.625	213	38.559	231	240
3	0	1:26.299	28.899	<b>176</b>	22.190	215	35.210	235	<b>246</b>	22	0	1:36.378	33.237	169	24.420	213	38.721	230	239
4	0	1:33.481	<b>28.619</b>	175	23.384	209	41.478	233	245	23	0	1:36.099	33.124	168	24.505	214	38.470	229	238
5	0	1:41.007	31.889	173	24.537	204	44.581		243	24	0	1:37.141	33.234	169	24.767	213	39.140	230	238
6	0	2:06.171	1:00.634	167	25.281	204	40.256	227		25	0	1:36.342	33.329	170	24.490	214	38.523	228	239
7	0	1:40.206	33.605	167	25.458	201	41.143	220	236	26	0	1:36.422	33.458	170	24.343	214	38.621	231	237
8	0	2:02.659	38.466	130	33.472	126	50.721	145	225	27	0	1:35.680	32.992	169	24.292	213	38.396	231	239
9	0	2:36.782	43.051	102	42.768	80	1:10.963	38	145	28	0	1:35.690	32.690	170	24.953	213	38.047	228	239
10	0	13:21.588	11:44.302	116	38.255	93	59.031	146	82	29	0	1:34.701	32.556	170	24.217	214	37.928	232	238
11	0	2:19.392	46.550	110	36.867	137	55.975	157	158	30	0	1:33.385	32.209	168	23.979	215	37.197	231	240
12	0	20:13.300	46.440	103	41.588	95	18:45.272	0	132	31	0	1:33.175	32.082	171	23.828	217	37.265	232	238
13	0	2:17.258	49.111	100	34.879	149	53.268	150	102	32	0	1:32.741	31.867	171	24.007	217	36.867	230	240
14	0	2:09.021	42.922	100	33.500	132	52.599	159	154	33	0	1:32.290	31.660	171	23.749	218	36.881	232	239
15	0	1:59.379	41.754	84	32.806	133	44.819	228	185	34	0	1:31.761	31.264	171	23.739	218	36.758	231	240
16	0	1:37.040	33.759	169	24.739	213	38.542	230	237	35	0	1:30.870	30.859	174	23.558	219	36.453	232	239
17	0	1:36.041	33.019	171	24.562	213	38.460	231	239	36	0	1:30.794	30.539	173	23.778	<b>219</b>	36.477	231	240
18	0	1:36.015	33.025	170	24.373	215	38.617	232	239	37	0	1:32.055	30.971	172	23.838	219	37.246	231	240
19	0	1:47.083	33.941	167	26.954	186	46.188		240	38	0	1:33.546	31.577	174	23.769	218	38.200	232	241

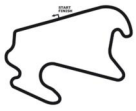




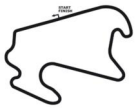
### Sector List

Lap Id	Time	SE1	SP1	SE2	SP2	SE3	SP3	TSP	Lap Id	Time	SE1	SP1	SE2	SP2	SE3	SP3	TSP		
<b>130</b>		Maro Engel								Mercedes-AMG Team WINWARD							theoretical best time: 1:25.235		
1	0	1:36.477	37.513	156	22.464	216	36.500	236	193	20	0	1:36.329	32.915	170	24.560	207	38.854	228	238
2	0	1:26.802	30.218	176	21.942	216	<b>34.642</b>	238	247	21	0	1:35.742	32.775	171	24.306	213	38.661	229	237
<b>3</b>	<b>0</b>	<b>1:25.723</b>	<b>28.661</b>	<b>177</b>	<b>21.932</b>	217	35.130	<b>239</b>	249	22	0	1:36.148	33.002	170	24.410	212	38.736	228	238
4	0	1:33.513	28.727	176	22.258	213	42.528	<b>250</b>		23	0	1:35.981	32.866	170	24.390	210	38.725	229	237
5	0	2:01.037	57.298	173	24.215	208	39.524	228		24	0	1:36.150	32.943	170	24.378	210	38.829	229	238
6	0	1:38.065	32.974	170	24.758	206	40.333	226	237	25	0	1:36.114	32.850	171	24.464	211	38.800	228	238
7	0	1:40.274	33.120	168	25.495	203	41.659	217	235	26	0	1:36.144	33.156	171	24.480	210	38.508	229	237
8	0	2:01.106	37.877	113	33.677	143	49.552	163	225	27	0	1:37.795	33.129	170	24.527	213	40.139		238
9	0	2:36.475	44.016	90	43.223	96	1:09.236	36	162	28	0	2:03.424	1:00.600	170	24.948	213	37.876	229	
10	0	13:23.871	11:46.891	121	37.857	94	59.123	162	84	29	0	1:33.904	32.531	171	23.978	216	37.395	230	238
11	0	2:20.013	47.191	101	35.419	135	57.403	144	146	30	0	1:32.683	32.087	171	23.626	218	36.970	230	239
12	0	20:13.242	46.088	105	40.277	97	18:46.877	0	142	31	0	1:32.672	31.975	171	23.651	218	37.046	229	238
13	0	2:17.238	49.173	91	34.652	134	53.413	158	99	32	0	1:32.246	31.796	171	23.527	218	36.923	229	239
14	0	2:08.826	42.880	116	33.535	132	52.411	179	188	33	0	1:31.142	31.459	172	23.270	217	36.413	229	239
15	0	2:00.248	42.147	89	32.593	116	45.508	228	200	34	0	1:31.130	31.268	172	23.566	<b>219</b>	36.296	230	238
16	0	1:36.622	33.394	170	24.582	213	38.646	229	237	35	0	1:30.968	31.200	172	23.426	219	36.342	230	239
17	0	1:35.686	32.919	169	24.326	213	38.441	229	237	36	0	1:31.574	31.529	173	23.397	217	36.648	229	239
18	0	1:35.873	33.001	168	24.306	213	38.566	228	238	37	0	1:30.273	30.784	172	23.175	218	36.314	231	239
19	0	1:36.284	33.081	170	24.436	212	38.767	229	236	38	0	1:29.834	30.295	174	23.107	218	36.432	230	240



**Top speed list  
Provisional**

#	Name (NAT)	Team	Car name	Speed	Lap	Race time
33	Rene Rast	 Schubert Motorsport (DEU)	BMW M4 GT3	251.66	3	3:03.977
14	Jack Aitken	 EMIL FREY RACING (CHE)	Ferrari 296 GT3	251.66	4	4:28.650
11	Marco Wittmann	 Schubert Motorsport (DEU)	BMW M4 GT3	251.07	3	3:02.356
85	Clemens Schmid	 Dörr Motorsport (DEU)	McLaren 720S GT3 Evo	251.07	3	3:03.752
130	Maro Engel	 Mercedes-AMG Team WINWARD (DEU)	Mercedes-AMG GT3	250.48	4	4:30.704
31	Sheldon van der Linde	 Schubert Motorsport (DEU)	BMW M4 GT3	249.90	3	2:59.806
69	Thierry Vermeulen	 EMIL FREY RACING (CHE)	Ferrari 296 GT3	249.32	3	3:05.805
63	Christian Engelhart	 Lamborghini Team TGI by GRT (AUT)	Lamborghini Huracan GT3 EVO 2	249.32	4	4:28.490
22	Lucas Auer	 Mercedes-AMG Team MANN-FILTER (DEU)	Mercedes-AMG GT3	248.75	3	2:59.584
25	Ben Dörr	 Dörr Motorsport (DEU)	McLaren 720S GT3 Evo	248.75	3	3:04.531
4	Luca Stolz	 Mercedes-AMG Team HRT (DEU)	Mercedes-AMG GT3	248.75	4	4:27.781
71	Maximilian Paul	 Paul Motorsport (DEU)	Lamborghini Huracan GT3 EVO 2	248.17	3	3:00.742
19	Luca Engstler	 Lamborghini Team Liqui Moly by GRT (AUT)	Lamborghini Huracan GT3 EVO 2	248.17	4	4:30.568
36	Arjun Maini	 Mercedes-AMG Team HRT (DEU)	Mercedes-AMG GT3	247.60	4	4:24.239
92	Mirko Bortolotti	 SSR Performance (DEU)	Lamborghini Huracan GT3 EVO 2	247.03	3	2:59.132
3	Kelvin van der Linde	 ABT Sportsline (DEU)	Audi R8 LMS GT3 EVO II	246.46	3	2:55.255
94	Nicki Thiim	 SSR Performance (DEU)	Lamborghini Huracan GT3 EVO 2	246.46	3	2:58.303
90	Ayhancan Güven	 Manthey EMA (DEU)	Porsche 911 GT3 R 992	246.46	3	2:58.872
7	Ricardo Feller	 ABT Sportsline (DEU)	Audi R8 LMS GT3 EVO II	245.90	2	1:30.955
91	Thomas Preining	 Manthey EMA (DEU)	Porsche 911 GT3 R 992	244.22	3	2:57.170



### Pit Stops Provisional

Nr.	Driver	Man.	Nat.	Day time in	Time in	Lap in	Day time out	Time out	Stop Time	Reason	Net Time
36	Arjun Maini			17:07:59.848	5:49.766	4	17:08:42.963	6:32.881	9.2		43.115
71	Maximilian Paul			17:08:02.416	5:52.334	4	17:08:46.865	6:36.783	9.6		44.449
63	Christian Engelhart			17:08:03.705	5:53.623	4	17:08:46.063	6:35.981	8.0		42.358
130	Maro Engel			17:08:04.996	5:54.914	4	17:08:45.623	6:35.541	7.1		40.627
85	Clemens Schmid			17:08:05.661	5:55.579	4	17:08:49.072	6:38.990	8.8		43.411
69	Thierry Vermeulen			17:08:07.476	5:57.394	4	17:08:50.677	6:40.595			43.201
3	Kelvin van der Linde			17:09:32.809	7:22.727	5	17:10:16.452	8:06.370	7.1		43.643
91	Thomas Preining			17:09:39.025	7:28.943	5	17:10:20.870	8:10.788	7.1		41.845
94	Nicki Thiim			17:09:39.858	7:29.776	5	17:10:21.658	8:11.576	7.3		41.800
31	Sheldon van der Linde			17:09:41.086	7:31.004	5	17:10:23.454	8:13.372	7.6		42.368
22	Lucas Auer			17:09:42.386	7:32.304	5	17:10:23.893	8:13.811	6.7		41.507
11	Marco Wittmann			17:09:43.385	7:33.303	5	17:10:27.013	8:16.931	8.9		43.628
4	Luca Stolz			17:09:44.563	7:34.481	5	17:10:26.102	8:16.020	7.6		41.539
25	Ben Dör			17:09:48.260	7:38.178	5	17:10:33.352	8:23.270	9.7		45.092
14	Jack Aitken			17:09:55.871	7:45.789	5	17:10:38.612	8:28.530			42.741
7	Ricardo Feller			17:11:27.372	9:17.290	6	17:12:10.047	9:59.965	7.6		42.675
92	Mirko Bortolotti			17:11:32.627	9:22.545	6	17:12:14.236	10:04.154	6.7		41.609
33	Rene Rast			17:11:36.939	9:26.857	6	17:55:05.220	21:00.932	8.4		43:28.281
90	Ayhancan Güven			17:11:40.112	9:30.030	6	17:12:21.809	10:11.727	6.7		41.697
19	Luca Engstler			17:11:46.075	9:35.993	6	17:12:34.094	10:24.012	8.3		48.019
90	Ayhancan Güven			18:03:51.401	29:47.113	17	18:04:36.334	30:32.046	10.8		44.933
94	Nicki Thiim			18:07:01.707	32:57.419	19	18:07:46.499	33:42.211	10.0		44.792
4	Luca Stolz			18:08:37.490	34:33.202	20	18:09:18.470	35:14.182	7.2		40.980
85	Clemens Schmid			18:08:49.159	34:44.871	20	18:09:34.088	35:29.800	8.7		44.929
22	Lucas Auer			18:10:10.455	36:06.167	21	18:10:51.026	36:46.738	6.6		40.571
36	Arjun Maini			18:11:43.672	37:39.384	22	18:12:27.960	38:23.672	10.1		44.288
31	Sheldon van der Linde			18:11:53.402	37:49.114	22	18:12:34.433	38:30.145	7.0		41.031
71	Maximilian Paul			18:13:21.832	39:17.544	23	18:14:09.003	40:04.715	12.9		47.171
11	Marco Wittmann			18:13:35.272	39:30.984	23	18:14:28.901	40:24.613	19.7		53.629
69	Thierry Vermeulen			18:13:53.806	39:49.518	23	18:14:36.313	40:32.025			42.507
63	Christian Engelhart			18:14:59.466	40:55.178	24	18:15:42.687	41:38.399	9.6		43.221
25	Ben Dör			18:15:35.864	41:31.576	24	18:16:19.546	42:15.258	9.2		43.682
14	Jack Aitken			18:16:44.985	42:40.697	25	18:17:27.587	43:23.299			42.602
19	Luca Engstler			18:16:45.900	42:41.612	25	18:17:28.050	43:23.762	8.0		42.150
3	Kelvin van der Linde			18:17:58.849	43:54.561	26	18:18:40.650	44:36.362	7.9		41.801
91	Thomas Preining			18:18:11.361	44:07.073	26	18:18:52.529	44:48.241	6.8		41.168
130	Maro Engel			18:19:40.253	45:35.965	27	18:20:21.679	46:17.391	6.6		41.426
7	Ricardo Feller			18:19:50.255	45:45.967	27	18:20:31.681	46:27.393	7.2		41.426
92	Mirko Bortolotti			18:19:57.430	45:53.142	27	18:20:40.208	46:35.920	8.7		42.778
33	Rene Rast			18:20:06.571	46:02.283	21	18:20:48.078	46:43.790	7.2		41.507
33	Rene Rast			18:24:14.226	50:09.938	23				Technical	
85	Clemens Schmid			18:30:16.750	56:12.462	33	18:30:59.849	56:55.561	8.6	Technical	43.099

