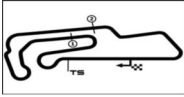


Lap Chart Provisional

Lap/Pl.	1	2	3	4	5	6	7	8	9	10	11	12	13	14	15	16	17	18	19	20
LAP 1	92	4	19	36	94	7	130	69	3	33	85	22	91	63	11	25	90	31	71	SC
LAP 2	92	4	19	36	94	7	130	69	3	33	85	22	91	63	11	25	90	31	71	SC
LAP 3	92	4	19	36	94	7	130	69	3	33	85	22	91	63	11	25	90	31	71	SC
LAP 4	92	4	19	36	94	7	130	69	3	33	85	22	91	63	11	25	90	31	71	
LAP 5	92	4	19	36	94	7	130	69	3	33	85	22	91	63	11	25	90	31	71	SC
LAP 6	92	4	19	36	94	7	130	69	3	85	33	22	91	63	11	31	25	90	71	
LAP 7	92	4	19	36	94	7	130	3	69	85	33	22	91	63	11	31	25	90	71	
LAP 8	92	4	19	36	94	7	130	3	69	85	33	22	91	63	11	31	25	90	71	
LAP 9	92	4	19	36	94	7	130	3	69	85	33	22	91	63	11	31	90	25	71	
LAP 10	92	4	19	36	94	7	130	3	69	85	33	22	91	63	11	31	90	25	71	
LAP 11	92	4	19	36	94	7	130	3	69	85	33	22	91	63	11	31	90	25	71	
LAP 12	92	4	19	36	94	7	130	3	69	85	33	22	91	63	11	90	25	71	31	
LAP 13	92	4	19	36	7	130	85	33	22	91	63	11	90	25	71	94	3	69	31	
LAP 14	92	4	19	36	7	130	85	33	22	63	11	90	25	71	91	3	69	31		
LAP 15	92	4	19	36	7	130	22	63	11	25	71	85	33	90	3	69	31	91		
LAP 16	92	4	19	130	63	11	25	71	36	7	22	3	33	69	31	85	90	91		
LAP 17	92	4	63	11	25	71	19	130	36	7	3	22	31	33	85	91	90			
LAP 18	92	4	63	11	25	71	19	130	36	7	3	22	31	33	85	91	90			
LAP 19	92	4	63	11	25	71	19	130	36	7	3	22	33	31	85	91	90			
LAP 20	71	92	4	63	11	25	19	130	36	7	3	22	33	31	85	91	90			
LAP 21	71	19	130	4	36	7	3	63	11	31	33	22	85	91	90	92	25			
LAP 22	71	19	130	4	36	7	3	63	31	33	11	22	85	91	90	92	25			
LAP 23	71	19	130	4	36	7	3	63	31	33	11	22	85	91	90	92	25			
LAP 24	71	19	130	4	36	7	3	31	33	63	11	22	85	91	90	92	25			
LAP 25	71	19	130	4	36	7	3	31	33	63	11	22	85	91	90	92	25			
LAP 26	19	130	4	36	7	3	31	33	63	11	22	85	91	90	92	25				
LAP 27	19	130	4	36	7	3	31	33	63	11	22	85	91	90	92	25				
LAP 28	19	130	4	36	7	3	31	33	63	11	22	85	91	90	92	25				
LAP 29	19	130	4	36	7	3	31	33	63	11	22	85	91	90	92	25				
LAP 30	19	130	4	36	7	3	31	33	63	11	22	85	91	90	92	25				
LAP 31	19	130	4	36	7	3	31	33	63	11	22	85	91	90	92	25				
LAP 32	19	130	4	36	7	3	31	33	63	11	22	85	91	90	92	25				
LAP 33	19	130	4	36	7	3	31	33	63	11	22	85	91	90	92	25				
LAP 34	19	130	4	36	7	3	31	33	63	11	22	85	91	90	92	25				
LAP 35	19	130	4	36	7	3	31	33	63	11	22	85	91	90	92	25				



Lap Chart Provisional

Lap/Pl.	1	2	3	4	5	6	7	8	9	10	11	12	13	14	15	16	17	18	19	20
LAP 36	19	130	4	36	7	3	31	33	63	11	22	85	91	90	92	25				
LAP 37	19	130	4	36	7	3	31	33	63	11	22	85	91	90	92	25				
LAP 38	19	130	4	36	7	3	31	33	63	11	22	85	91	90	92	25				
LAP 39	19	130	4	36	7	3	31	33	63	11	22	85	91	90	92	25				
LAP 40	19	130	4	36	3	31	33	63	7	11	22	85	91	90	92	25				

.- PIT STOP

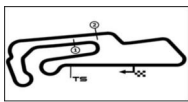
' - LAP BEHIND



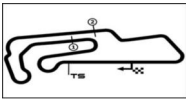
SCHAEFFLER

VIEROL



**Pit Stops
Provisional**

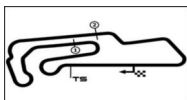
Nr.	Driver	Man.	Nat.	Day time in	Time in	Lap in	Day time out	Time out	Stop Time	Reason	Net Time
31	Sheldon van der Linde			13:52:40.757	20:01.619	12	13:53:14.892	20:35.754	7.2		34.135
94	Nicki Thiim			13:53:59.750	21:20.612	13					
3	Kelvin van der Linde			13:54:01.348	21:22.210	13	13:54:36.078	21:56.940	7.6		34.730
69	Thierry Vermeulen			13:54:02.068	21:22.930	13	13:54:36.540	21:57.402	7.1		34.472
91	Thomas Preining			13:55:29.008	22:49.870	14	13:56:02.990	23:23.852	6.9		33.982
85	Clemens Schmid			13:56:50.375	24:11.237	15	13:57:26.505	24:47.367	9.2		36.130
33	Rene Rast			13:56:51.597	24:12.459	15	13:57:27.217	24:48.079	8.4		35.620
90	Ayhancan Güven			13:56:54.635	24:15.497	15	13:57:29.239	24:50.101	7.5		34.604
36	Arjun Maini			13:58:09.275	25:30.137	16	13:58:45.081	26:05.943	8.8		35.806
7	Ricardo Feller			13:58:12.224	25:33.086	16	13:58:46.744	26:07.606			34.520
22	Lucas Auer			13:58:18.810	25:39.672	16	13:58:53.198	26:14.060	6.9		34.388
19	Luca Engstler			13:59:33.570	26:54.432	17	14:00:07.980	27:28.842	7.7		34.410
130	Maro Engel			13:59:36.501	26:57.363	17	14:00:10.338	27:31.200	7.0		33.837
92	Mirko Bortolotti			14:06:10.415	33:31.277	20	14:07:10.279	34:31.141			59.864
4	Luca Stolz			14:06:11.427	33:32.289	20	14:06:44.727	34:05.589	6.8		33.300
63	Christian Engelhart			14:06:21.128	33:41.990	20	14:06:59.298	34:20.160	11.0		38.170
11	Marco Wittmann			14:06:25.572	33:46.434	20	14:07:00.223	34:21.085	7.2		34.651
25	Ben Dörr			14:06:28.693	33:49.555	20	14:07:27.269	34:48.131			58.576
71	Maximilian Paul			14:13:31.527	40:52.389	25			8.7		



Sector List

Lap Id	Time	SE1	SP1	SE2	SP2	SE3	SP3	TSP	Lap Id	Time	SE1	SP1	SE2	SP2	SE3	SP3	TSP						
3		Kelvin van der Linde								ABT Sportsline							theoretical best time: 1:23.545						
1	0	1:34.046	36.754	189	30.737	219	26.555	130	227	21	0	1:23.744	30.608	190	29.101	222	24.035	197	239				
2	0	1:59.269	38.502	153	46.439	139	34.328	143	180	22	0	1:23.985	30.658	191	29.237	221	24.090	196	238				
3	0	2:06.234	44.149	164	47.694	173	34.391	158	215	23	0	1:23.892	30.531	191	29.197	220	24.164	196	239				
4	0	2:00.918	43.301	106	43.113	144	34.504	173	220	24	0	1:23.894	30.518	191	29.223	221	24.153	196	238				
5	0	2:05.083	41.853	167	43.205	157	40.025	194	175	25	0	1:23.868	30.494	192	29.259	220	24.115	197	238				
6	0	1:25.079	31.194	190	29.493	220	24.392	196	237	26	0	1:24.012	30.615	191	29.228	219	24.169	196	239				
7	0	1:24.773	30.700	191	29.585	222	24.488	196	239	27	0	1:24.085	30.645	191	29.269	220	24.171	196	237				
8	0	1:24.921	30.701	191	29.575	221	24.645	196	239	28	0	1:24.254	30.679	191	29.375	219	24.200	196	237				
9	0	1:25.230	31.209	189	29.582	220	24.439	196	240	29	0	1:24.062	30.713	191	29.203	220	24.146	196	237				
10	0	1:24.606	30.796	190	29.370	221	24.440	195	239	30	0	1:24.376	30.792	191	29.230	219	24.354	195	238				
11	0	1:24.870	30.905	190	29.481	222	24.484	196	238	31	0	1:24.457	30.738	191	29.362	219	24.357	196	237				
12	0	1:25.062	30.933	190	29.501	223	24.628	196	239	32	0	1:24.262	30.771	192	29.236	220	24.255	196	238				
13	0	1:46.311	30.951	189	29.536	221	45.824	50	238	33	0	1:24.268	30.710	191	29.243	219	24.315	196	237				
14	0	2:06.239	1:11.267	188	30.343	214	24.629	195		34	0	1:24.364	30.735	191	29.426	220	24.203	196	238				
15	0	1:24.000	30.733	190	29.225	218	24.042	195	236	35	0	1:24.407	30.730	192	29.369	219	24.308	196	238				
16	0	1:23.687	30.636	191	29.076	219	23.975	195	236	36	0	1:24.471	30.818	191	29.386	220	24.267	196	238				
17	0	1:56.436	30.502	191	39.743	80	46.191	80	236	37	0	1:24.512	30.656	191	29.413	220	24.443	195	237				
18	0	2:42.842	58.829	80	57.768	79	46.245	80	80	38	0	1:24.554	30.812	191	29.418	220	24.324	197	237				
19	0	2:02.305	58.834	80	39.028	220	24.443	195	80	39	0	1:24.615	30.751	191	29.461	220	24.403	196	238				
20	0	1:24.850	31.008	189	29.283	222	24.559	196	238	40	0	1:25.232	30.940	191	29.716	219	24.576	196	237				
4		Luca Stolz								Mercedes-AMG Team HRT							theoretical best time: 1:23.473						
1	0	1:29.131	34.711	189	29.926	219	24.494	179	213	21	0	2:06.097	1:10.572	184	30.959	213	24.566	196					
2	0	1:57.112	36.621	114	45.773	156	34.718	155	223	22	0	1:24.630	31.023	189	29.403	219	24.204	196	236				
3	0	2:06.343	43.899	164	47.357	161	35.087	171	161	23	0	1:24.029	30.510	190	29.185	219	24.334	196	235				
4	0	2:02.245	43.616	154	43.122	191	35.507	165	185	24	0	1:23.833	30.534	190	29.220	218	24.079	196	234				
5	0	2:07.578	42.708	146	42.051	188	42.819	196	140	25	0	1:24.057	30.587	190	29.219	220	24.251	196	236				
6	0	1:24.842	30.990	189	29.458	219	24.394	196	236	26	0	1:23.836	30.579	191	29.154	221	24.103	197	237				
7	0	1:24.366	30.699	190	29.438	219	24.229	198	238	27	0	1:23.771	30.536	191	29.127	221	24.108	197	236				
8	0	1:24.254	30.625	192	29.364	219	24.265	198	237	28	0	1:23.788	30.492	191	29.136	221	24.160	197	234				
9	0	1:24.333	30.610	191	29.317	220	24.406	198	237	29	0	1:23.658	30.547	191	29.082	220	24.029	197	236				
10	0	1:24.794	31.033	191	29.445	220	24.316	197	235	30	0	1:23.841	30.428	192	29.390	219	24.023	196	237				
11	0	1:24.202	30.664	190	29.361	220	24.177	197	234	31	0	1:23.871	30.558	191	29.178	220	24.135	196	236				
12	0	1:24.252	30.703	191	29.320	221	24.229	197	235	32	0	1:23.853	30.488	191	29.235	220	24.130	196	236				
13	0	1:24.179	30.736	193	29.214	221	24.229	196	236	33	0	1:23.905	30.571	190	29.202	221	24.132	197	236				
14	0	1:24.133	30.636	191	29.288	221	24.209	198	236	34	0	1:23.715	30.439	192	29.022	222	24.254	196	236				
15	0	1:24.022	30.598	192	29.198	221	24.226	197	234	35	0	1:23.854	30.590	191	29.153	221	24.111	196	237				
16	0	1:24.229	30.537	191	29.334	220	24.358	196	237	36	0	1:23.961	30.656	191	29.154	220	24.151	196	236				
17	0	1:24.130	30.627	191	29.266	221	24.237	197	237	37	0	1:23.835	30.609	191	29.160	220	24.066	197	237				
18	0	2:08.569	30.615	191	51.847	79	46.107	80	237	38	0	1:23.948	30.625	192	29.117	221	24.206	196	236				
19	0	2:42.185	58.460	79	57.583	79	46.142	80	80	39	0	1:24.174	30.587	191	29.397	222	24.190	196	238				
20	0	2:11.544	55.999	169	29.885	221	45.660	50	80	40	0	1:24.320	30.660	191	29.388	221	24.272	196	236				

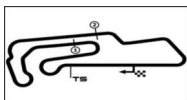




Sector List

Lap Id	Time	SE1	SP1	SE2	SP2	SE3	SP3	TSP	Lap Id	Time	SE1	SP1	SE2	SP2	SE3	SP3	TSP		
7		+ Ricardo Feller		ABT Sportsline					theoretical best time: 1:23.246										
1	0	1:32.417	35.887	187	30.477	218	26.053	154	216	21	0	1:23.386	30.502	189	28.874	221	24.010	194	237
2	0	1:57.364	36.317	150	47.332	145	33.715	164	204	22	0	1:23.530	30.446	190	28.975	220	24.109	194	237
3	0	2:06.302	44.418	157	46.992	185	34.892	168	155	23	0	1:23.418	30.438	189	28.974	220	24.006	196	237
4	0	2:01.816	43.356	145	43.760	164	34.700	139	186	24	0	1:23.423	30.389	190	29.024	220	24.010	195	238
5	0	2:06.083	42.346	160	42.896	148	40.841	194	168	25	0	1:23.350	30.413	190	28.954	220	23.983	195	237
6	0	1:25.267	31.217	187	29.607	220	24.443	195	237	26	0	1:23.618	30.521	190	29.020	219	24.077	195	237
7	0	1:24.977	31.018	188	29.420	222	24.539	196	239	27	0	1:23.486	30.418	189	29.021	220	24.047	196	238
8	0	1:25.610	31.098	188	29.644	221	24.868	195	239	28	0	1:23.846	30.519	190	29.147	219	24.180	195	237
9	0	1:24.909	31.032	188	29.397	220	24.480	195	241	29	0	1:23.622	30.528	191	29.050	221	24.044	196	237
10	0	1:24.535	30.797	188	29.295	220	24.443	195	238	30	0	1:23.796	30.538	190	29.108	219	24.150	195	238
11	0	1:25.024	31.064	189	29.486	220	24.474	194	238	31	0	1:23.942	30.565	190	29.168	219	24.209	195	237
12	0	1:25.059	30.846	188	29.517	221	24.696	194	238	32	0	1:24.068	30.674	190	29.186	220	24.208	196	238
13	0	1:24.798	30.877	188	29.612	219	24.309	194	237	33	0	1:24.379	30.593	190	29.501	219	24.285	195	237
14	0	1:24.001	30.563	189	29.230	218	24.208	194	236	34	0	1:24.175	30.680	188	29.271	220	24.224	196	237
15	0	1:24.157	30.737	189	29.130	219	24.290	194	236	35	0	1:24.010	30.545	190	29.238	219	24.227	196	237
16	0	1:44.918	30.613	188	29.161	219	45.144	50	236	36	0	1:24.439	30.708	189	29.312	220	24.419	194	237
17	0	2:37.884	1:10.689	185	40.831	76	46.364	79		37	0	1:24.479	30.764	189	29.418	219	24.297	195	237
18	0	2:43.604	59.063	80	58.228	79	46.313	80	80	38	0	1:24.599	30.831	189	29.418	219	24.350	195	236
19	0	2:02.905	58.919	78	39.503	213	24.483	193	80	39	0	1:24.998	30.949	188	29.532	219	24.517	194	237
20	0	1:24.770	31.100	190	29.343	220	24.327	195	235	40	0	1:41.860	30.886	188	29.468	219	41.506	84	236
11		+ Marco Wittmann		Schubert Motorsport					theoretical best time: 1:24.248										
1	0	1:38.775	38.310	186	31.608	220	28.857	109	226	21	0	2:08.975	1:12.065	183	31.331	220	25.579	195	
2	0	1:59.860	39.999	136	45.566	138	34.295	118	153	22	0	1:26.732	31.407	181	30.618	222	24.707	196	236
3	0	2:06.184	44.536	156	48.521	159	33.127	164	122	23	0	1:25.122	31.062	191	29.564	221	24.496	197	238
4	0	2:02.631	42.508	104	44.195	177	35.928	149	188	24	0	1:24.947	30.968	191	29.463	222	24.516	197	238
5	0	2:00.251	40.822	150	41.654	159	37.775	197	199	25	0	1:24.863	30.967	192	29.428	221	24.468	197	239
6	0	1:26.530	31.692	191	29.946	224	24.892	199	240	26	0	1:24.663	30.829	193	29.459	221	24.375	197	239
7	0	1:25.082	30.932	192	29.411	223	24.739	198	242	27	0	1:24.565	30.947	192	29.325	221	24.293	196	239
8	0	1:25.122	31.008	192	29.388	222	24.726	198	241	28	0	1:24.806	30.888	193	29.380	221	24.538	197	239
9	0	1:24.825	30.813	193	29.453	223	24.559	198	241	29	0	1:24.528	30.848	193	29.342	221	24.338	198	239
10	0	1:24.939	30.925	192	29.307	225	24.707	197	241	30	0	1:24.551	30.796	193	29.425	220	24.330	197	240
11	0	1:25.097	31.028	192	29.460	224	24.609	197	240	31	0	1:24.677	30.866	193	29.432	221	24.379	196	239
12	0	1:25.005	30.865	192	29.509	224	24.631	199	241	32	0	1:24.620	30.909	193	29.392	222	24.319	197	238
13	0	1:24.826	30.891	192	29.347	223	24.588	198	241	33	0	1:24.675	30.880	193	29.474	221	24.321	197	239
14	0	1:24.736	30.713	194	29.433	223	24.590	197	242	34	0	1:24.651	30.918	192	29.358	222	24.375	197	239
15	0	1:24.586	30.836	192	29.340	223	24.410	198	241	35	0	1:25.096	31.041	192	29.525	222	24.530	196	238
16	0	1:24.849	30.919	192	29.404	222	24.526	197	240	36	0	1:24.899	30.933	193	29.486	222	24.480	197	238
17	0	1:24.333	30.761	193	29.344	221	24.228	197	241	37	0	1:24.679	30.988	193	29.362	222	24.329	197	239
18	0	2:18.802	36.217	81	56.946	80	45.639	80	239	38	0	1:24.879	30.971	193	29.389	222	24.519	197	240
19	0	2:40.808	57.992	81	57.140	80	45.676	80	81	39	0	1:24.990	30.973	192	29.417	222	24.600	197	240
20	0	2:03.344	48.288	192	29.714	220	45.342	50	81	40	0	1:25.258	31.064	192	29.608	222	24.586	197	239
14		+ Jack Aitken		EMIL FREY RACING					theoretical best time:										
1		1:14.382	47						213										

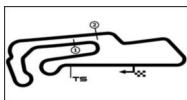




Sector List

Lap Id	Time	SE1	SP1	SE2	SP2	SE3	SP3	TSP	Lap Id	Time	SE1	SP1	SE2	SP2	SE3	SP3	TSP		
19		Luca Engstler								Lamborghini Team Liqui Moly by GRT							theoretical best time: 1:23.448		
1	0	1:29.874	35.239	187	29.892	216	24.743	173	213	21	0	1:23.757	30.613	190	29.071	220	24.073	197	236
2	0	1:57.116	36.604	129	46.372	175	34.140	154	225	22	0	1:23.507	30.511	190	29.013	219	23.983	196	236
3	0	2:06.501	44.143	156	47.236	172	35.122	164	171	23	0	1:23.650	30.553	191	29.098	220	23.999	196	236
4	0	2:01.921	43.474	156	43.039	192	35.408	173	177	24	0	1:23.790	30.452	190	29.193	220	24.145	196	237
5	0	2:07.470	42.641	148	42.501	182	42.328	193	139	25	0	1:23.858	30.565	190	29.093	220	24.200	196	236
6	0	1:25.069	31.094	188	29.493	218	24.482	196	234	26	0	1:23.717	30.542	190	29.148	220	24.027	196	237
7	0	1:24.595	30.739	189	29.348	220	24.508	195	236	27	0	1:23.790	30.611	190	29.117	220	24.062	196	236
8	0	1:24.523	30.809	190	29.314	219	24.400	196	236	28	0	1:23.983	30.543	190	29.156	220	24.284	196	237
9	0	1:24.450	30.747	189	29.238	220	24.465	195	237	29	0	1:24.459	30.847	190	29.343	220	24.269	195	237
10	0	1:24.463	30.782	189	29.352	220	24.329	196	237	30	0	1:23.931	30.583	190	29.252	219	24.096	196	237
11	0	1:24.396	30.873	190	29.286	220	24.237	196	237	31	0	1:24.003	30.602	190	29.275	219	24.126	196	237
12	0	1:24.486	30.823	189	29.336	219	24.327	196	237	32	0	1:23.915	30.528	191	29.252	220	24.135	197	237
13	0	1:24.266	30.655	190	29.326	220	24.285	196	237	33	0	1:23.826	30.589	190	29.164	220	24.073	196	237
14	0	1:24.447	30.666	190	29.393	219	24.388	195	237	34	0	1:24.112	30.727	190	29.229	220	24.156	196	237
15	0	1:24.534	30.719	190	29.425	219	24.390	195	237	35	0	1:23.922	30.666	191	29.168	221	24.088	196	237
16	0	1:24.617	30.826	190	29.413	219	24.378	196	237	36	0	1:24.276	30.726	191	29.379	220	24.171	196	237
17	0	1:45.860	30.805	190	29.419	219	45.636	50	237	37	0	1:24.172	30.762	191	29.286	222	24.124	196	237
18	0	3:07.254	1:23.775	80	57.450	80	46.029	80	80	38	0	1:24.183	30.715	191	29.264	221	24.204	196	236
19	0	2:29.028	58.398	80	57.399	80	33.231	193	80	39	0	1:24.016	30.651	190	29.306	220	24.059	196	237
20	0	1:25.054	31.445	188	29.441	219	24.168	196	231	40	0	1:24.303	30.661	191	29.366	220	24.276	191	237
22		Lucas Auer								Mercedes-AMG Team MANN-FILTER							theoretical best time: 1:24.572		
1	0	1:36.321	37.922	183	30.994	216	27.405	125	225	21	0	1:27.183	30.672	190	30.359	222	26.152	196	235
2	0	1:59.369	39.081	153	46.032	149	34.256	144	172	22	0	1:26.630	31.707	190	30.190	219	24.733	196	237
3	0	2:06.254	44.379	136	48.250	169	33.625	139	160	23	0	1:25.188	30.909	190	29.689	219	24.590	195	237
4	0	2:01.808	42.896	96	44.014	145	34.898	160	171	24	0	1:25.065	30.792	190	29.616	219	24.657	195	237
5	0	2:03.101	41.569	162	42.534	167	38.998	194	164	25	0	1:24.860	30.753	190	29.578	220	24.529	196	236
6	0	1:26.375	31.699	188	30.089	219	24.587	196	236	26	0	1:24.881	30.773	190	29.553	220	24.555	196	236
7	0	1:25.189	30.836	189	29.654	219	24.699	196	237	27	0	1:24.868	30.856	191	29.467	219	24.545	196	237
8	0	1:25.007	30.792	190	29.565	218	24.650	195	237	28	0	1:24.802	30.736	190	29.497	219	24.569	195	236
9	0	1:24.834	30.733	190	29.540	219	24.561	195	236	29	0	1:24.862	30.728	190	29.558	219	24.576	195	237
10	0	1:25.030	30.823	190	29.643	219	24.564	195	236	30	0	1:24.851	30.728	191	29.574	219	24.549	195	236
11	0	1:25.006	30.853	190	29.660	220	24.493	195	236	31	0	1:24.979	30.664	190	29.549	219	24.766	195	237
12	0	1:24.700	30.765	190	29.458	219	24.477	196	236	32	0	1:25.060	30.832	190	29.605	219	24.623	195	236
13	0	1:24.842	30.849	190	29.433	219	24.560	195	235	33	0	1:25.211	30.945	190	29.671	219	24.595	195	236
14	0	1:24.942	30.840	190	29.496	218	24.606	194	237	34	0	1:25.352	30.830	191	29.851	218	24.671	195	236
15	0	1:24.984	30.710	191	29.586	219	24.688	194	236	35	0	1:25.163	30.921	190	29.614	219	24.628	195	236
16	0	1:46.062	30.754	190	29.472	218	45.836	50	235	36	0	1:25.069	30.783	190	29.629	219	24.657	195	235
17	0	2:44.019	1:11.034	184	47.009	80	45.976	80	80	37	0	1:25.458	30.914	189	29.819	218	24.725	196	236
18	0	2:41.795	58.365	80	57.504	80	45.926	80	80	38	0	1:25.541	30.939	190	29.899	219	24.703	195	237
19	0	1:58.472	58.308	80	35.330	218	24.834	195	80	39	0	1:25.489	30.985	190	29.848	219	24.656	195	236
20	0	1:24.905	30.931	189	29.431	218	24.543	196	234	40	0	1:25.577	30.912	190	29.869	219	24.796	195	236

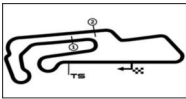




Sector List

Lap	Id	Time	SE1	SP1	SE2	SP2	SE3	SP3	TSP	Lap	Id	Time	SE1	SP1	SE2	SP2	SE3	SP3	TSP	
25		Ben Dörr								theoretical best time: 1:24.118										
1	0	1:39.382	38.729	185	31.384	216	29.269	104	216	21	0	2:32.215	1:36.101	184	30.925	216	25.189	194		
2	0	1:59.962	40.147	136	45.495	138	34.320	115	157	22	0	1:25.625	31.406	189	29.748	216	24.471	194	233	
3	0	2:06.038	44.392	159	48.648	155	32.998	164	132	23	0	1:24.965	31.092	188	29.516	217	24.357	194	234	
4	0	2:02.679	42.676	116	44.152	175	35.851	147	182	24	0	1:24.397	30.804	189	29.254	218	24.339	194	234	
5	0	1:59.897	41.056	137	41.724	155	37.117	196	203	25	0	1:24.317	30.809	190	29.255	219	24.253	195	235	
6	0	1:27.200	31.760	188	30.218	217	25.222	195	237	26	0	1:24.250	30.820	190	29.164	219	24.266	195	235	
7	0	1:24.969	30.794	190	29.588	219	24.587	196	236	27	0	1:24.518	30.789	190	29.385	219	24.344	195	235	
8	0	1:25.080	30.908	190	29.539	219	24.633	195	237	28	0	1:24.205	30.714	190	29.206	219	24.285	195	236	
9	0	1:25.427	31.463	186	29.454	218	24.510	195	236	29	0	1:24.606	30.808	190	29.444	219	24.354	195	235	
10	0	1:24.875	30.877	190	29.393	220	24.605	195	235	30	0	1:24.326	30.782	190	29.292	218	24.252	195	235	
11	0	1:24.937	30.930	190	29.444	219	24.563	196	236	31	0	1:24.507	30.787	190	29.424	218	24.296	195	235	
12	0	1:25.145	30.980	189	29.540	219	24.625	195	237	32	0	1:24.511	30.821	190	29.368	219	24.322	195	235	
13	0	1:24.982	30.869	189	29.513	218	24.600	196	235	33	0	1:24.394	30.814	190	29.279	219	24.301	194	236	
14	0	1:24.856	30.979	190	29.262	219	24.615	195	236	34	0	1:24.464	30.806	190	29.313	219	24.345	194	235	
15	0	1:24.587	30.808	190	29.297	219	24.482	195	236	35	0	1:24.589	30.906	191	29.290	219	24.393	194	235	
16	0	1:24.752	30.969	189	29.385	219	24.398	196	235	36	0	1:24.539	30.858	190	29.325	219	24.356	194	236	
17	0	1:24.548	30.845	190	29.359	218	24.344	194	236	37	0	1:24.472	30.950	190	29.282	220	24.240	195	235	
18	0	2:20.287	36.448	80	57.679	80	46.160	79	235	38	0	1:24.719	30.932	190	29.427	219	24.360	195	235	
19	0	2:42.598	58.598	80	57.703	81	46.297	79	80	39	0	1:24.789	30.974	190	29.361	219	24.454	195	235	
20	0	2:01.519	45.394	189	29.869	217	46.256	50	80	40	0	1:25.143	30.978	190	29.502	219	24.663	195	235	
31		Sheldon van der Linde								theoretical best time: 1:23.417										
1	0	1:44.122	49.028	177	30.157	220	24.937	196	210	21	0	1:25.084	30.612	194	29.210	226	25.262	196	242	
2	0	1:57.082	37.844	110	45.306	125	33.932	111	180	22	0	1:24.266	30.984	191	29.150	224	24.132	200	238	
3	0	2:06.368	44.616	133	48.794	139	32.958	133	157	23	0	1:23.635	30.434	195	29.029	224	24.172	199	242	
4	0	2:02.405	42.457	152	44.283	149	35.665	125	189	24	0	1:23.681	30.435	195	29.046	222	24.200	199	242	
5	0	1:58.828	40.563	132	41.773	154	36.492	197	197	25	0	1:23.418	30.374	197	28.941	224	24.103	200	241	
6	0	1:25.797	31.313	193	29.790	224	24.694	200	241	26	0	1:23.639	30.443	196	29.031	223	24.165	198	242	
7	0	1:25.061	30.996	194	29.498	224	24.567	199	243	27	0	1:23.667	30.469	196	29.096	223	24.102	201	241	
8	0	1:25.113	30.946	195	29.473	225	24.694	199	243	28	0	1:23.895	30.530	195	29.114	223	24.251	200	243	
9	0	1:24.871	30.805	194	29.407	225	24.659	198	243	29	0	1:23.757	30.521	196	29.037	224	24.199	200	242	
10	0	1:24.877	30.888	191	29.404	226	24.585	200	243	30	0	1:23.888	30.559	195	29.105	223	24.224	199	242	
11	0	1:25.153	30.969	195	29.593	225	24.591	199	244	31	0	1:23.693	30.480	197	29.074	224	24.139	200	242	
12	0	1:46.099	30.766	193	29.645	225	45.688	50	243	32	0	1:23.919	30.424	196	29.154	224	24.341	200	242	
13	0	2:06.201	1:10.742	186	30.656	218	24.803	197		33	0	1:23.960	30.550	195	29.088	224	24.322	201	242	
14	0	1:24.665	30.897	194	29.337	222	24.431	198	237	34	0	1:23.960	30.479	197	29.148	224	24.333	198	242	
15	0	1:24.041	30.514	195	29.295	221	24.232	199	241	35	0	1:24.073	30.614	196	29.116	224	24.343	200	241	
16	0	1:25.347	30.450	196	30.373	223	24.524	200	241	36	0	1:24.001	30.508	196	29.114	225	24.379	198	242	
17	0	2:04.150	31.380	193	46.951	80	45.819	80	235	37	0	1:24.161	30.645	195	29.080	225	24.436	199	242	
18	0	2:41.781	58.622	80	57.302	80	45.857	80	81	38	0	1:24.283	30.601	196	29.203	225	24.479	199	242	
19	0	1:58.305	58.277	81	35.542	222	24.486	198	81	39	0	1:24.178	30.631	196	29.172	225	24.375	200	242	
20	0	1:24.633	30.817	192	29.356	222	24.460	200	240	40	0	1:24.254	30.624	196	29.212	225	24.418	199	242	

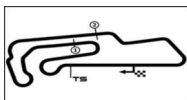




Sector List

Lap	Id	Time	SE1	SP1	SE2	SP2	SE3	SP3	TSP	Lap	Id	Time	SE1	SP1	SE2	SP2	SE3	SP3	TSP
33		Rene Rast									Schubert Motorsport								theoretical best time: 1:23.448
1	0	1:34.898	37.248	189	30.456	220	27.194	151	233	21	0	1:26.617	30.761	192	29.929	225	25.927	198	239
2	0	1:59.087	38.500	162	46.684	130	33.903	145	172	22	0	1:25.194	31.424	191	29.541	222	24.229	197	241
3	0	2:06.274	44.691	161	47.482	174	34.101	167	197	23	0	1:23.682	30.609	192	28.972	223	24.101	198	238
4	0	2:01.728	43.317	103	43.442	113	34.969	166	205	24	0	1:23.765	30.467	191	29.124	222	24.174	197	239
5	0	2:03.957	41.374	167	42.957	165	39.626	198	182	25	0	1:23.563	30.552	194	29.002	222	24.009	198	239
6	0	1:26.220	32.244	190	29.454	223	24.522	198	236	26	0	1:23.723	30.473	193	28.973	223	24.277	197	240
7	0	1:24.690	30.818	192	29.445	222	24.427	198	240	27	0	1:23.564	30.519	194	28.989	223	24.056	198	240
8	0	1:24.621	30.818	191	29.344	221	24.459	197	241	28	0	1:23.822	30.471	195	29.159	222	24.192	198	241
9	0	1:25.275	30.943	192	29.570	224	24.762	198	241	29	0	1:23.791	30.606	194	29.056	222	24.129	199	241
10	0	1:24.737	30.947	191	29.396	222	24.394	198	241	30	0	1:24.005	30.632	195	29.125	221	24.248	199	241
11	0	1:24.862	30.880	191	29.548	223	24.434	198	241	31	0	1:23.923	30.621	194	29.126	222	24.176	198	240
12	0	1:24.783	30.912	191	29.432	222	24.439	198	240	32	0	1:24.036	30.679	193	29.080	223	24.277	198	240
13	0	1:25.284	30.970	191	29.640	222	24.674	196	240	33	0	1:24.029	30.710	195	29.089	222	24.230	199	241
14	0	1:24.639	30.844	192	29.308	222	24.487	197	240	34	0	1:23.881	30.597	194	29.103	223	24.181	198	240
15	0	1:45.559	30.744	192	29.231	222	45.584	50	239	35	0	1:23.957	30.621	194	29.109	223	24.227	198	240
16	0	2:09.187	1:12.871	187	31.034	218	25.282	193		36	0	1:24.414	30.697	194	29.222	223	24.495	197	240
17	0	2:05.908	32.355	190	47.696	80	45.857	80	237	37	0	1:24.354	30.718	194	29.209	224	24.427	198	240
18	0	2:42.184	58.316	80	57.619	80	46.249	80	81	38	0	1:24.794	30.826	191	29.439	223	24.529	198	240
19	0	1:55.291	58.348	78	32.506	220	24.437	197	81	39	0	1:24.788	30.906	191	29.568	223	24.314	198	241
20	0	1:24.250	30.748	191	29.216	221	24.286	198	238	40	0	1:25.122	30.943	192	29.577	224	24.602	196	240
36		Arjun Maini									Mercedes-AMG Team HRT								theoretical best time: 1:23.210
1	0	1:30.454	35.545	190	29.991	219	24.918	168	220	21	0	1:23.489	30.582	191	28.953	220	23.954	197	235
2	0	1:57.326	36.649	131	47.368	155	33.309	154	208	22	0	1:23.354	30.412	191	28.968	220	23.974	196	236
3	0	2:06.608	44.277	153	47.559	157	34.772	164	176	23	0	1:23.391	30.477	191	28.867	220	24.047	197	236
4	0	2:02.048	43.606	141	43.400	188	35.042	159	183	24	0	1:23.383	30.417	192	28.860	221	24.106	196	236
5	0	2:06.851	42.089	156	42.844	183	41.918	194	149	25	0	1:23.432	30.396	191	28.888	220	24.148	197	237
6	0	1:25.148	31.229	191	29.575	218	24.344	197	235	26	0	1:23.590	30.529	191	29.004	221	24.057	197	237
7	0	1:24.723	30.706	190	29.530	220	24.487	196	237	27	0	1:23.555	30.525	192	29.001	221	24.029	198	237
8	0	1:24.394	30.652	192	29.310	221	24.432	197	237	28	0	1:23.658	30.487	192	29.035	220	24.136	197	238
9	0	1:24.477	30.731	191	29.325	221	24.421	197	237	29	0	1:23.572	30.515	192	28.963	222	24.094	197	237
10	0	1:24.624	30.779	192	29.452	219	24.393	196	238	30	0	1:23.860	30.493	192	29.125	219	24.242	197	238
11	0	1:24.435	30.722	192	29.370	221	24.343	196	237	31	0	1:23.742	30.523	192	29.062	221	24.157	197	237
12	0	1:24.380	30.797	191	29.229	221	24.354	196	237	32	0	1:23.700	30.500	192	29.072	222	24.128	197	237
13	0	1:24.192	30.633	192	29.173	221	24.386	196	237	33	0	1:23.484	30.510	192	28.947	222	24.027	197	237
14	0	1:24.353	30.705	192	29.289	220	24.359	196	237	34	0	1:23.642	30.552	192	28.957	222	24.133	197	237
15	0	1:24.497	30.684	192	29.366	221	24.447	196	237	35	0	1:24.149	30.787	191	29.158	221	24.204	197	238
16	0	1:45.778	30.710	191	29.479	220	45.589	50	238	36	0	1:24.013	30.645	192	29.124	221	24.244	197	237
17	0	2:39.202	1:12.545	186	40.340	79	46.317	79		37	0	1:23.932	30.561	192	29.151	221	24.220	196	237
18	0	2:43.401	58.964	79	58.107	79	46.330	79	80	38	0	1:24.075	30.677	191	29.142	221	24.256	197	237
19	0	2:03.567	58.968	79	39.992	216	24.607	196	80	39	0	1:24.268	30.731	191	29.241	221	24.296	196	237
20	0	1:24.246	30.855	190	29.240	219	24.151	196	235	40	0	1:24.655	30.891	191	29.317	222	24.447	197	237

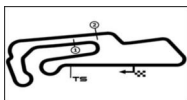




Sector List

Table with columns: Lap Id, Time, SE1, SP1, SE2, SP2, SE3, SP3, TSP, Lap Id, Time, SE1, SP1, SE2, SP2, SE3, SP3, TSP. It lists performance data for three drivers: Christian Engelhart (Lamborghini Team TGI by GRT), Thierry Vermeulen (EMIL FREY RACING), and Maximilian Paul (Paul Motorsport). Each driver's data is presented in two columns, with a theoretical best time indicated at the top of each section.

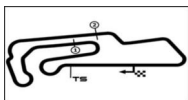




Sector List

Lap Id	Time	SE1	SP1	SE2	SP2	SE3	SP3	TSP	Lap Id	Time	SE1	SP1	SE2	SP2	SE3	SP3	TSP						
85		Clemens Schmid								Dörr Motorsport							theoretical best time: 1:24.012						
1	0	1:35.274	38.010	184	30.446	218	26.818	144	220	21	0	1:24.844	30.925	189	29.551	221	24.368	194	234				
2	0	1:59.418	39.020	156	46.487	144	33.911	149	176	22	0	1:25.118	30.946	190	29.623	222	24.549	194	236				
3	0	2:06.575	44.693	158	47.971	171	33.911	154	192	23	0	1:25.298	31.047	189	29.627	221	24.624	194	237				
4	0	2:01.362	42.916	102	43.741	127	34.705	163	183	24	0	1:24.961	30.882	190	29.338	223	24.741	194	237				
5	0	2:03.848	41.862	164	42.575	166	39.411	194	169	25	0	1:24.913	30.978	189	29.406	221	24.529	195	237				
6	0	1:24.962	31.380	189	29.420	221	24.162	195	236	26	0	1:24.926	30.849	189	29.526	221	24.551	194	237				
7	0	1:24.431	30.711	190	29.216	222	24.504	196	236	27	0	1:24.830	30.833	190	29.448	221	24.549	195	237				
8	0	1:25.062	31.000	191	29.508	221	24.554	196	238	28	0	1:25.032	30.820	190	29.557	220	24.655	195	237				
9	0	1:25.383	31.180	189	29.647	221	24.556	195	237	29	0	1:25.854	31.584	188	29.769	220	24.501	195	237				
10	0	1:24.671	30.796	190	29.397	222	24.478	195	237	30	0	1:25.029	30.954	189	29.630	220	24.445	196	235				
11	0	1:24.704	30.861	189	29.400	223	24.443	195	238	31	0	1:24.798	30.924	190	29.559	219	24.315	195	237				
12	0	1:25.083	30.918	190	29.521	221	24.644	194	237	32	0	1:24.964	30.977	189	29.598	220	24.389	195	237				
13	0	1:25.161	30.982	189	29.585	221	24.594	195	237	33	0	1:25.057	30.953	188	29.638	220	24.466	194	235				
14	0	1:24.119	30.667	191	29.183	220	24.269	194	236	34	0	1:25.295	31.011	188	29.798	219	24.486	195	235				
15	0	1:45.347	30.761	191	29.233	221	45.353	50	237	35	0	1:25.091	30.980	189	29.665	220	24.446	196	236				
16	0	2:11.433	1:14.126	184	31.908	219	25.399	194		36	0	1:25.209	31.034	189	29.645	221	24.530	196	235				
17	0	2:06.150	31.613	189	48.262	80	46.275	79	236	37	0	1:25.513	31.076	189	29.868	219	24.569	195	236				
18	0	2:42.807	58.686	80	57.838	80	46.283	79	80	38	0	1:25.584	31.094	189	29.920	220	24.570	194	237				
19	0	1:55.678	58.654	81	31.833	219	25.191	193	80	39	0	1:25.403	31.101	189	29.789	219	24.513	195	235				
20	0	1:25.794	31.218	188	30.177	219	24.399	194	233	40	0	1:25.510	31.137	188	29.745	219	24.628	195	236				
90		Ayhancan Güven								Manthey EMA							theoretical best time: 1:24.264						
1	0	1:40.185	39.798	182	30.520	218	29.867	102	227	21	0	1:24.930	31.122	188	29.430	219	24.378	194	235				
2	0	2:00.057	40.931	117	44.885	145	34.241	108	158	22	0	1:24.896	31.049	187	29.387	220	24.460	194	236				
3	0	2:06.683	44.575	152	48.750	151	33.358	159	152	23	0	1:25.220	31.077	188	29.496	220	24.647	194	236				
4	0	2:02.191	42.245	127	44.123	164	35.823	143	215	24	0	1:24.971	31.168	188	29.313	220	24.490	195	237				
5	0	1:59.116	40.631	142	41.775	152	36.710	193	203	25	0	1:25.096	31.140	188	29.502	219	24.454	194	237				
6	0	1:27.131	31.795	187	30.528	219	24.808	193	234	26	0	1:24.713	30.992	188	29.384	219	24.337	195	236				
7	0	1:24.981	30.963	188	29.398	219	24.620	194	235	27	0	1:24.881	31.059	189	29.430	219	24.392	195	237				
8	0	1:25.082	30.872	189	29.520	220	24.690	194	237	28	0	1:24.937	31.000	188	29.450	219	24.487	196	237				
9	0	1:24.549	30.930	186	29.124	219	24.495	193	235	29	0	1:26.011	31.600	186	29.764	219	24.647	195	237				
10	0	1:24.990	30.957	187	29.526	219	24.507	193	235	30	0	1:25.079	31.005	188	29.517	218	24.557	194	237				
11	0	1:25.027	30.915	188	29.647	219	24.465	194	236	31	0	1:24.925	31.117	188	29.405	219	24.403	194	236				
12	0	1:24.964	30.954	188	29.575	219	24.435	194	236	32	0	1:24.902	31.003	188	29.406	219	24.493	194	236				
13	0	1:24.615	30.803	187	29.385	219	24.427	193	235	33	0	1:25.087	30.947	188	29.556	218	24.584	194	237				
14	0	1:24.643	30.870	188	29.308	219	24.465	194	236	34	0	1:25.160	30.946	189	29.683	218	24.531	195	236				
15	0	1:45.441	30.904	187	29.429	219	45.108	50	236	35	0	1:25.104	31.226	188	29.480	219	24.398	195	237				
16	0	2:07.468	1:11.277	184	31.146	219	25.045	194		36	0	1:25.176	31.063	187	29.531	219	24.582	195	237				
17	0	2:06.612	31.670	186	48.908	80	46.034	80	236	37	0	1:25.664	31.127	188	29.641	219	24.896	194	236				
18	0	2:42.817	58.943	80	57.607	78	46.267	80	79	38	0	1:25.497	31.056	189	29.680	219	24.761	194	236				
19	0	1:55.465	58.719	85	31.751	217	24.995	193	80	39	0	1:25.492	31.080	188	29.649	220	24.763	194	237				
20	0	1:26.054	31.595	187	29.939	219	24.520	194	235	40	0	1:25.348	31.091	187	29.616	219	24.641	195	236				

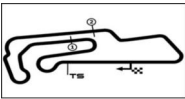




Sector List

Lap	Id	Time	SE1	SP1	SE2	SP2	SE3	SP3	TSP	Lap	Id	Time	SE1	SP1	SE2	SP2	SE3	SP3	TSP		
91			Thomas Preining							Manthey EMA						theoretical best time: 1:24.589					
1	0	1:37.133	38.102	180	31.191	213	27.840	123	226	21	0	1:24.895	30.929	188	29.362	220	24.604	193	235		
2	0	1:59.456	39.061	149	46.198	131	34.197	136	154	22	0	1:24.962	30.888	188	29.464	219	24.610	194	234		
3	0	2:06.253	44.405	156	48.531	160	33.317	165	146	23	0	1:25.317	30.974	187	29.675	219	24.668	193	235		
4	0	2:02.191	42.812	98	43.986	178	35.393	154	153	24	0	1:24.980	30.877	188	29.515	219	24.588	193	235		
5	0	2:02.158	41.250	158	42.333	155	38.575	192	165	25	0	1:24.923	31.030	187	29.435	218	24.458	194	235		
6	0	1:26.437	31.711	186	29.883	220	24.843	193	233	26	0	1:24.791	30.854	187	29.357	219	24.580	194	234		
7	0	1:25.086	30.901	186	29.490	218	24.695	194	234	27	0	1:24.888	30.942	187	29.452	219	24.494	194	235		
8	0	1:25.045	30.874	188	29.573	218	24.598	194	236	28	0	1:24.944	30.929	188	29.420	218	24.595	194	235		
9	0	1:24.905	30.883	187	29.303	219	24.719	193	236	29	0	1:26.005	31.713	186	29.694	218	24.598	194	235		
10	0	1:24.961	30.908	187	29.334	219	24.719	193	234	30	0	1:25.033	30.933	188	29.423	219	24.677	194	235		
11	0	1:25.091	30.937	188	29.395	219	24.759	194	235	31	0	1:24.886	30.996	189	29.406	219	24.484	194	235		
12	0	1:24.809	30.844	187	29.416	219	24.549	194	234	32	0	1:24.938	30.904	188	29.468	219	24.566	194	234		
13	0	1:24.765	30.828	188	29.327	219	24.610	194	235	33	0	1:25.041	30.923	189	29.467	219	24.651	194	235		
14	0	1:45.737	30.891	187	29.348	219	45.498	50	236	34	0	1:25.315	30.948	187	29.596	219	24.771	193	235		
15	0	2:07.560	1:11.723	181	30.827	213	25.010	193		35	0	1:25.019	30.931	188	29.426	220	24.662	194	235		
16	0	1:25.751	30.932	188	29.754	218	25.065	193	233	36	0	1:25.170	30.965	188	29.641	219	24.564	195	235		
17	0	2:05.917	31.235	190	48.573	80	46.109	80	235	37	0	1:25.585	31.084	187	29.873	216	24.628	195	236		
18	0	2:42.859	58.797	80	57.816	80	46.246	80	80	38	0	1:25.506	31.024	188	29.809	219	24.673	193	235		
19	0	1:55.677	58.675	80	31.790	216	25.212	192	80	39	0	1:25.526	31.037	188	29.847	219	24.642	194	235		
20	0	1:25.949	31.408	186	29.955	218	24.586	193	232	40	0	1:25.338	31.010	188	29.669	219	24.659	195	235		
92			Mirko Bortolotti							SSR Performance						theoretical best time: 1:23.788					
1	0	1:28.415	34.207	186	29.537	218	24.671	186	214	21	0	2:33.755	1:37.354	184	31.359	216	25.042	193			
2	0	1:57.083	36.195	121	45.704	129	35.184	153	231	22	0	1:25.230	31.152	187	29.682	219	24.396	195	233		
3	0	2:06.410	43.993	161	47.111	151	35.306	167	178	23	0	1:24.587	30.965	188	29.488	219	24.134	195	234		
4	0	2:02.275	43.550	157	42.957	181	35.768	156	169	24	0	1:24.228	30.642	189	29.397	219	24.189	195	235		
5	0	2:07.821	42.230	157	42.540	173	43.051	193	157	25	0	1:24.456	30.607	189	29.447	220	24.402	195	235		
6	0	1:24.748	31.041	187	29.209	219	24.498	193	233	26	0	1:24.855	30.873	188	29.575	219	24.407	195	235		
7	0	1:24.302	30.841	188	29.176	220	24.285	194	234	27	0	1:24.575	30.806	189	29.433	219	24.336	195	235		
8	0	1:24.223	30.622	189	29.244	219	24.357	194	234	28	0	1:24.920	30.856	189	29.555	219	24.509	195	236		
9	0	1:24.683	30.762	188	29.435	219	24.486	193	234	29	0	1:24.729	30.823	188	29.486	219	24.420	195	235		
10	0	1:24.624	30.908	188	29.331	219	24.385	194	235	30	0	1:25.260	31.090	188	29.687	219	24.483	195	235		
11	0	1:24.087	30.696	188	29.138	220	24.253	194	234	31	0	1:25.486	31.146	188	29.824	217	24.516	196	236		
12	0	1:24.338	30.782	188	29.166	220	24.390	194	234	32	0	1:24.544	30.941	188	29.386	220	24.217	196	235		
13	0	1:24.063	30.672	189	29.178	219	24.213	194	234	33	0	1:24.888	30.951	188	29.620	219	24.317	196	235		
14	0	1:23.969	30.725	187	29.047	219	24.197	194	235	34	0	1:24.805	30.906	188	29.572	220	24.327	195	235		
15	0	1:24.127	30.771	188	29.090	219	24.266	194	235	35	0	1:24.921	31.019	188	29.587	219	24.315	196	236		
16	0	1:24.068	30.669	188	29.118	220	24.281	194	235	36	0	1:24.793	30.800	188	29.592	219	24.401	195	236		
17	0	1:24.037	30.686	189	29.108	220	24.243	194	235	37	0	1:24.959	30.870	189	29.631	221	24.458	196	235		
18	0	2:07.670	30.834	189	50.563	80	46.273	80	235	38	0	1:25.059	30.927	189	29.542	220	24.590	195	236		
19	0	2:42.886	58.760	80	57.834	80	46.292	79	80	39	0	1:24.853	30.821	188	29.554	220	24.478	194	236		
20	0	2:11.631	56.057	163	30.078	219	45.496	50	80	40	0	1:25.150	30.874	187	29.517	220	24.759	194	236		
94			Nicki Thiim							SSR Performance						theoretical best time: 1:24.550					
1	0	1:31.511	35.635	189	30.365	213	25.511	167	219	8	0	1:25.605	31.099	188	29.677	219	24.829	193	235		
2	0	1:57.557	36.745	152	46.983	140	33.829	163	202	9	0	1:24.782	30.975	187	29.280	218	24.527	193	235		
3	0	2:06.070	44.036	168	47.243	184	34.791	159	168	10	0	1:24.670	30.768	189	29.366	220	24.536	193	234		
4	0	2:02.245	43.557	148	43.792	174	34.896	143	177	11	0	1:24.906	31.073	188	29.331	220	24.502	193	235		
5	0	2:06.321	42.178	158	42.526	152	41.617	192	150	12	0	1:25.056	30.864	187	29.603	219	24.589	193	234		
6	0	1:25.310	31.288	185	29.443	219	24.579	193	233	13	0	1:45.681	30.867	188	29.506	219	45.308	50	233		
7	0	1:25.049	30.904	187	29.543	219	24.602	193	234												

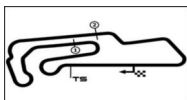





Sector List

Lap Id	Time	SE1	SP1	SE2	SP2	SE3	SP3	TSP	Lap Id	Time	SE1	SP1	SE2	SP2	SE3	SP3	TSP		
130		Maro Engel								Mercedes-AMG Team WINWARD							theoretical best time: 1:23.190		
1	0	1:33.011	35.983	190	30.622	220	26.406	144	226	21	0	1:23.734	30.583	191	29.031	222	24.120	197	237
2	0	1:58.304	37.270	163	46.789	144	34.245	154	163	22	0	1:23.414	30.393	191	28.983	222	24.038	197	237
3	0	2:06.037	44.321	157	47.212	183	34.504	159	180	23	0	1:23.245	30.358	192	28.886	222	24.001	197	238
4	0	2:01.806	43.397	126	43.315	171	35.094	150	212	24	0	1:23.575	30.303	191	29.064	222	24.208	197	238
5	0	2:05.150	41.903	156	42.831	182	40.416	195	180	25	0	1:23.696	30.379	191	29.085	222	24.232	197	240
6	0	1:25.305	31.068	191	29.742	222	24.495	197	234	26	0	1:23.989	30.451	191	29.247	222	24.291	196	238
7	0	1:24.963	30.832	192	29.575	223	24.556	197	240	27	0	1:23.800	30.480	192	29.115	222	24.205	197	238
8	0	1:25.432	31.061	191	29.663	222	24.708	198	240	28	0	1:24.288	30.550	191	29.358	221	24.380	197	239
9	0	1:25.124	31.203	190	29.408	222	24.513	197	240	29	0	1:23.993	30.651	191	29.094	222	24.248	197	238
10	0	1:24.558	30.886	190	29.262	222	24.410	197	239	30	0	1:24.110	30.457	191	29.294	221	24.359	197	239
11	0	1:24.945	30.956	191	29.485	223	24.504	197	238	31	0	1:24.024	30.582	191	29.170	222	24.272	197	238
12	0	1:25.022	30.920	190	29.539	222	24.563	196	240	32	0	1:23.935	30.512	191	29.199	222	24.224	197	238
13	0	1:24.989	31.043	190	29.445	222	24.501	196	240	33	0	1:23.849	30.447	192	29.149	222	24.253	197	238
14	0	1:24.212	30.627	191	29.284	222	24.301	197	239	34	0	1:24.106	30.562	191	29.220	222	24.324	197	239
15	0	1:23.970	30.456	191	29.175	222	24.339	197	239	35	0	1:23.848	30.510	191	29.156	222	24.182	197	238
16	0	1:23.977	30.522	191	29.269	221	24.186	197	239	36	0	1:24.091	30.427	192	29.259	222	24.405	196	238
17	0	1:44.713	30.383	191	29.045	221	45.285	50	238	37	0	1:24.210	30.513	190	29.425	223	24.272	197	239
18	0	3:07.519	1:24.209	80	57.402	80	45.908	80		38	0	1:24.184	30.554	191	29.243	223	24.387	197	238
19	0	2:27.126	58.196	80	57.300	80	31.630	194	80	39	0	1:24.153	30.559	191	29.190	223	24.404	196	240
20	0	1:25.025	31.351	190	29.424	220	24.250	197	235	40	0	1:23.962	30.432	192	29.253	222	24.277	197	238



**Top speed list
Provisional**

#	Name (NAT)	Team	Car name	Speed	Lap	Race time
31	Sheldon van der Linde	 Schubert Motorsport (DEU)	BMW M4 GT3	244.34	11	16:59.363
11	Marco Wittmann	 Schubert Motorsport (DEU)	BMW M4 GT3	242.15	7	11:19.114
33	Rene Rast	 Schubert Motorsport (DEU)	BMW M4 GT3	241.61	8	12:41.748
7	Ricardo Feller	 ABT Sportsline (DEU)	Audi R8 LMS GT3 EVO II	241.07	9	14:04.767
130	Maro Engel	 Mercedes-AMG Team WINWARD (DEU)	Mercedes-AMG GT3	240.00	7	11:14.532
3	Kelvin van der Linde	 ABT Sportsline (DEU)	Audi R8 LMS GT3 EVO II	240.00	9	14:05.255
63	Christian Engelhart	 Lamborghini Team TGI by GRT (AUT)	Lamborghini Huracan GT3 EVO 2	239.46	28	44:30.828
69	Thierry Vermeulen	 EMIL FREY RACING (CHE)	Ferrari 296 GT3	238.93	9	14:05.623
85	Clemens Schmid	 Dörr Motorsport (DEU)	McLaren 720S GT3 Evo	238.93	11	16:55.941
71	Maximilian Paul	 Paul Motorsport (DEU)	Lamborghini Huracan GT3 EVO 2	238.93	17	25:30.542
4	Luca Stolz	 Mercedes-AMG Team HRT (DEU)	Mercedes-AMG GT3	238.41	7	11:12.197
36	Arjun Maini	 Mercedes-AMG Team HRT (DEU)	Mercedes-AMG GT3	238.41	10	15:26.964
25	Ben Dörr	 Dörr Motorsport (DEU)	McLaren 720S GT3 Evo	237.88	6	9:52.916
19	Luca Engstler	 Lamborghini Team Liqui Moly by GRT (AUT)	Lamborghini Huracan GT3 EVO 2	237.88	14	21:04.082
22	Lucas Auer	 Mercedes-AMG Team MANN-FILTER (DEU)	Mercedes-AMG GT3	237.88	22	36:05.128
90	Ayhancan Güven	 Manthey EMA (DEU)	Porsche 911 GT3 R 992	237.88	24	38:58.085
92	Mirko Bortolotti	 SSR Performance (DEU)	Lamborghini Huracan GT3 EVO 2	236.84	38	58:51.412
91	Thomas Preining	 Manthey EMA (DEU)	Porsche 911 GT3 R 992	236.32	8	12:43.704
94	Nicki Thiim	 SSR Performance (DEU)	Lamborghini Huracan GT3 EVO 2	235.80	9	14:04.669
14	Jack Aitken	 EMIL FREY RACING (CHE)	Ferrari 296 GT3	213.86	1	7.610