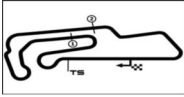


### Lap Chart Provisional

Lap/Pl.	1	2	3	4	5	6	7	8	9	10	11	12	13	14	15	16	17	18	19	20
LAP 1	14	92	7	36	31	4	22	33	63	19	3	69	71	130	91	94	11	85	90	25
LAP 2	14	92	7	36	31	4	22	33	63	19	3	69	71	130	91	94	11	85	90	25
LAP 3	14	92	7	36	31	4	22	33	63	19	3	69	71	130	91	94	11	85	90	25
LAP 4	14	92	7	36	31	4	22	33	63	19	3	69	71	130	91	94	11	85	90	25
LAP 5	14	92	7	36	31	4	22	33	63	19	3	69	71	130	91	94	11	85	90	25
LAP 6	14	92	7	36	31	4	22	33	63	19	3	69	71	130	91	94	11	85	90	25
LAP 7	14	92	7	36	31	4	22	33	63	19	3	69	71	130	91	11	85	90	25	94
LAP 8	14	92	7	36	31	4	22	33	63	19	3	69	71	130	91	11	85	90	25	94
LAP 9	14	92	7	36	31	4	22	33	63	19	3	69	71	130	91	11	85	90	25	94
LAP 10	14	92	7	36	31	4	22	33	63	19	3	69	71	130	91	11	85	90	25	94
LAP 11	14	92	7	36	31	4	22	33	63	19	3	69	71	130	91	11	85	90	25	
LAP 12	14	92	7	36	31	4	22	33	63	19	3	69	71	130	91	11	85	90	25	
LAP 13	14	92	7	36	31	4	22	33	63	19	3	69	71	130	91	11	85	90	25	
LAP 14	14	92	7	36	31	4	22	33	63	19	3	71	130	91	11	85	90	25	69	
LAP 15	14	7	31	4	22	33	63	3	71	91	11	90	25	92	36	19	130	85	69	
LAP 16	31	33	63	3	71	91	11	90	14	25	7	4	22	92	36	69	19	130	85	
LAP 17	33	71	91	11	90	31	63	3	25	14	7	92	4	22	36	69	19	130	85	
LAP 18	71	91	11	90	33	14	7	92	31	4	22	36	69	3	19	130	85	63	25	
LAP 19	71	91	11	90	14	7	92	31	4	22	33	36	69	3	19	130	85	63	25	
LAP 20	71	91	11	14	7	92	31	4	22	33	36	69	19	3	130	90	85	63	25	
LAP 21	71	11	91	14	7	92	31	4	22	33	36	69	19	3	130	90	85	63		
LAP 22	71	11	14	7	92	31	4	22	33	36	69	91	19	3	130	90	85	63		
LAP 23	71	11	14	7	92	31	4	22	33	36	69	91	19	3	130	90	85	63		
LAP 24	71	11	14	7	92	31	4	22	33	36	69	91	19	3	130	90	85	63		
LAP 25	71	11	14	7	92	31	4	22	33	36	69	91	19	3	130	90	85	63		
LAP 26	71	11	14	7	92	31	4	22	33	36	69	91	19	3	130	90	85	63	SC	
LAP 27	11	14	7	92	31	4	22	33	36	69	91	71	19	3	130	90	85	63		
LAP 28	11	14	7	92	31	4	SC													
LAP 28	22	33	36	69	91	19	3	130	90	85	63	71								
LAP 29	11	14	92	7	31	4	22	33	36	69	91	19	3	130	90	85	63	71		
LAP 30	11	14	92	7	31	4	22	33	36	69	91	19	3	130	90	85	63	71		
LAP 31	11	14	92	7	31	4	22	33	36	69	91	19	3	130	90	85	63	71		
LAP 32	11	14	92	7	31	4	22	33	36	69	91	19	3	130	90	85	63	71		
LAP 33	11	14	92	7	31	4	22	33	36	69	91	19	3	130	90	85	63	71		
LAP 34	11	14	92	7	31	4	22	33	36	69	91	19	3	130	90	85	63	71		



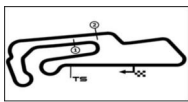
### Lap Chart Provisional

Lap/Pl.	1	2	3	4	5	6	7	8	9	10	11	12	13	14	15	16	17	18	19	20
LAP 35	11	14	92	7	31	4	22	33	36	69	91	19	3	130	90	85	63	71		
LAP 36	14	92	7	31	4	22	33	36	69	11	91	19	3	130	90	85	63	71		
LAP 37	14	92	7	31	4	22	33	36	69	91	19	3	130	90	85	63	71			
LAP 38	14	92	7	31	4	22	33	36	69	91	19	3	130	90	85	63	71	SC		
LAP 39	14	92	7	31	4	22	33	36	69	91	19	3	130	90	85	63	71			

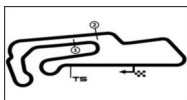
. - PIT STOP

' - LAP BEHIND



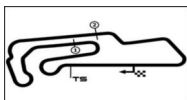
**Pit Stops  
Provisional**

Nr.	Driver	Man.	Nat.	Day time in	Time in	Lap in	Day time out	Time out	Stop Time	Reason	Net Time
94	Nicki Thiim			13:47:00.105	14:40.183	10			0.0	Technical	
69	Thierry Vermeulen			13:52:30.364	20:10.442	14	13:53:05.501	20:45.579			35.137
92	Mirko Bortolotti			13:53:42.470	21:22.548	15	13:54:17.609	21:57.687	7.8		35.139
36	Arjun Maini			13:53:45.831	21:25.909	15	13:54:21.971	22:02.049	0.0		36.140
19	Luca Engstler			13:53:54.970	21:35.048	15	13:54:30.408	22:10.486	8.5		35.438
130	Maro Engel			13:53:55.908	21:35.986	15	13:54:33.505	22:13.583	11.1		37.597
85	Clemens Schmid			13:53:57.648	21:37.726	15	13:54:34.275	22:14.353			36.627
14	Jack Aitken			13:55:03.992	22:44.070	16	13:55:39.474	23:19.552			35.482
7	Ricardo Feller			13:55:07.389	22:47.467	16	13:55:41.834	23:21.912	7.4		34.445
4	Luca Stolz			13:55:11.669	22:51.747	16	13:55:45.730	23:25.808			34.061
22	Lucas Auer			13:55:12.916	22:52.994	16	13:55:47.450	23:27.528	0.1		34.534
31	Sheldon van der Linde			13:56:35.113	24:15.191	17	13:57:09.276	24:49.354			34.163
63	Christian Engelhart			13:56:39.665	24:19.743	17	13:57:24.768	25:04.846			45.103
3	Kelvin van der Linde			13:56:43.212	24:23.290	17	13:57:19.163	24:59.241	8.2		35.951
25	Ben Dörr			13:56:50.568	24:30.646	17	13:57:31.677	25:11.755			41.109
33	Rene Rast			13:58:02.415	25:42.493	18	13:58:37.007	26:17.085	7.4		34.592
90	Ayhancan Güven			13:59:37.053	27:17.131	19	14:00:10.705	27:50.783	6.6		33.652
91	Thomas Preining			14:02:22.383	30:02.461	21	14:02:56.522	30:36.600	6.7		34.139
11	Marco Wittmann			14:05:12.512	32:52.590	23	14:05:47.348	33:27.426	7.1		34.836
71	Maximilian Paul			14:15:23.698	43:03.776	27	14:15:59.872	43:39.950	8.9		36.174



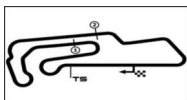
### Sector List

Lap	Id	Time	SE1	SP1	SE2	SP2	SE3	SP3	TSP	Lap	Id	Time	SE1	SP1	SE2	SP2	SE3	SP3	TSP	
<b>3</b>		Kelvin van der Linde	ABT Sportsline							theoretical best time: 1:23.731										
1	0	1:33.162	36.730	190	31.485	220	24.947	196	221	21	0	1:23.923	30.577	191	29.229	220	24.117	196	237	
2	0	1:25.206	31.161	190	29.546	221	24.499	196	237	22	0	<b>1:23.741</b>	<b>30.478</b>	<b>192</b>	29.151	222	<b>24.112</b>	196	238	
3	0	1:24.391	30.684	191	29.272	223	24.435	196	238	23	0	2:19.034	35.038	80	57.595	80	46.401	80	238	
4	0	1:24.156	30.692	191	29.302	221	24.162	195	237	24	0	2:42.883	59.091	80	57.563	79	46.229	80	80	
5	0	1:23.994	30.676	189	<b>29.141</b>	223	24.177	196	238	25	0	2:42.560	58.688	80	57.651	79	46.221	79	80	
6	0	1:24.184	30.654	191	29.243	221	24.287	195	239	26	0	1:42.484	46.872	187	30.858	218	24.754	195	80	
7	0	1:24.454	30.747	190	29.354	222	24.353	195	239	27	0	1:26.745	32.021	188	30.183	220	24.541	196	236	
8	0	1:24.482	30.785	191	29.349	222	24.348	196	238	28	0	2:00.786	33.679	123	41.096	149	46.011	195	237	
9	0	1:24.581	30.813	190	29.416	222	24.352	195	238	29	0	1:25.406	31.206	190	29.687	223	24.513	196	239	
10	0	1:24.543	30.804	189	29.411	221	24.328	195	237	30	0	1:25.042	30.944	189	29.597	222	24.501	196	238	
11	0	1:24.293	30.682	190	29.342	223	24.269	196	238	31	0	1:24.525	30.790	190	29.343	222	24.392	195	239	
12	0	1:24.722	30.824	189	29.426	222	24.472	194	239	32	0	1:24.509	30.720	191	29.418	221	24.371	195	239	
13	0	1:25.212	31.046	189	29.755	223	24.411	196	238	33	0	1:24.334	30.785	191	29.313	<b>224</b>	24.236	197	238	
14	0	1:25.420	31.127	190	29.898	222	24.395	<b>197</b>	239	34	0	1:24.566	30.668	190	29.537	223	24.361	196	<b>240</b>	
15	0	1:24.669	30.717	189	29.631	221	24.321	194	240	35	0	1:24.341	30.721	191	29.358	223	24.262	197	240	
16	0	1:24.248	30.693	190	29.301	219	24.254	194	237	36	0	1:24.612	30.729	191	29.454	221	24.429	197	240	
17	0	1:45.763	30.754	191	29.383	219	45.626	50	236	37	0	1:38.351	30.811	191	35.290	117	32.250	113	239	
18	0	2:10.082	1:13.948	184	31.458	212	24.676	194		38	0	2:08.675	48.972	110	49.071	128	30.632	196	90	
19	0	1:24.418	30.924	190	29.276	218	24.218	196	236	39	0	1:25.924	31.303	190	30.010	223	24.611	196	237	
20	0	1:25.965	31.544	190	29.468	221	24.953	195	237											
<b>4</b>		Luca Stolz	Mercedes-AMG Team HRT							theoretical best time: 1:23.490										
1	0	1:31.320	36.053	190	30.488	219	24.779	194	222	21	0	1:23.806	30.576	191	29.192	221	24.038	194	236	
2	0	1:24.509	30.700	190	29.493	219	24.316	196	236	22	0	<b>1:23.586</b>	30.451	192	<b>29.038</b>	221	24.097	195	235	
3	0	1:23.945	30.480	191	29.248	223	24.217	194	235	23	0	2:09.938	30.566	181	53.328	80	46.044	80	236	
4	0	1:23.843	30.432	190	29.260	222	24.151	195	235	24	0	2:42.218	58.566	79	57.577	80	46.075	79	80	
5	0	1:23.713	30.461	189	29.091	223	24.161	195	236	25	0	2:42.145	58.495	80	57.556	80	46.094	79	80	
6	0	1:23.754	<b>30.430</b>	191	29.192	222	24.132	196	235	26	0	1:47.134	50.804	185	30.882	196	25.448	189	80	
7	0	1:23.994	30.464	190	29.249	222	24.281	196	237	27	0	1:27.650	31.651	185	30.094	215	25.905	122	225	
8	0	1:24.113	30.590	190	29.309	222	24.214	196	236	28	0	2:13.063	42.360	155	43.164	111	47.539	197	196	
9	0	1:24.183	30.548	192	29.387	<b>224</b>	24.248	195	237	29	0	1:25.809	31.140	<b>194</b>	30.174	222	24.495	197	237	
10	0	1:24.487	30.799	191	29.322	223	24.366	195	235	30	0	1:24.131	30.650	190	29.364	222	24.117	<b>198</b>	236	
11	0	1:24.449	30.688	191	29.390	223	24.371	196	233	31	0	1:23.961	30.529	192	29.268	223	24.164	196	237	
12	0	1:24.388	30.665	191	29.360	223	24.363	196	236	32	0	1:24.049	30.690	192	29.257	223	24.102	196	236	
13	0	1:24.328	30.741	191	29.391	223	24.196	196	238	33	0	1:23.800	30.466	192	29.263	223	24.071	197	236	
14	0	1:24.391	30.732	191	29.354	223	24.305	196	238	34	0	1:23.662	30.459	190	29.130	223	24.073	196	239	
15	0	1:24.634	30.692	192	29.513	221	24.429	196	<b>239</b>	35	0	1:23.930	30.573	190	29.204	222	24.153	196	237	
16	0	1:45.840	30.796	190	29.458	221	45.586	50	237	36	0	1:24.627	30.565	192	29.312	221	24.750	193	237	
17	0	2:07.534	1:11.834	185	31.045	214	24.655	194		37	0	1:40.691	30.585	191	35.440	126	34.666	98	234	
18	0	1:24.588	30.990	190	29.389	219	24.209	197	235	38	0	2:09.890	48.069	112	48.358	125	33.463	196	98	
19	0	1:25.637	30.755	191	30.630	219	24.252	197	235	39	0	1:25.874	31.174	190	30.189	220	24.511	196	238	
20	0	1:23.871	30.620	190	29.229	220	<b>24.022</b>	195	238											



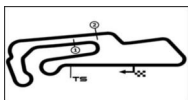
### Sector List

Lap Id	Time	SE1	SP1	SE2	SP2	SE3	SP3	TSP	Lap Id	Time	SE1	SP1	SE2	SP2	SE3	SP3	TSP						
<b>7</b>		Ricardo Feller								ABT Sportsline							theoretical best time: 1:23.031						
1	0	1:29.263	35.221	184	29.642	218	24.400	<b>196</b>	222	21	<b>0</b>	<b>1:23.099</b>	<b>30.273</b>	189	28.929	221	23.897	195	237				
2	0	1:24.268	30.809	189	29.255	220	24.204	195	<b>238</b>	22	0	1:23.326	30.367	190	<b>28.922</b>	220	24.037	196	237				
3	0	1:23.969	30.770	189	29.080	220	24.119	195	237	23	0	2:03.539	30.393	190	46.316	79	46.830	79	238				
4	0	1:23.465	30.437	188	28.942	222	24.086	194	236	24	0	2:44.719	59.532	79	58.470	79	46.717	79	79				
5	0	1:23.462	30.402	190	29.004	221	24.056	194	236	25	0	2:44.571	59.417	79	58.381	79	46.773	79	79				
6	0	1:23.457	30.390	189	29.053	219	24.014	195	236	26	0	1:53.555	57.140	154	30.919	209	25.496	188	79				
7	0	1:23.926	30.595	189	29.081	221	24.250	194	237	27	0	1:28.081	31.608	182	29.878	215	26.595	136	229				
8	0	1:24.363	30.530	190	29.234	221	24.599	195	236	28	0	2:14.607	42.164	167	44.181	99	48.262	194	208				
9	0	1:24.643	30.948	189	29.469	221	24.226	194	236	29	0	1:26.216	31.872	188	29.985	222	24.359	194	237				
10	0	1:24.636	30.842	188	29.358	221	24.436	194	237	30	0	1:23.890	30.565	190	29.209	221	24.116	196	237				
11	0	1:24.230	30.689	189	29.280	222	24.261	193	236	31	0	1:23.838	30.490	190	29.199	221	24.149	195	238				
12	0	1:23.947	30.662	188	29.059	222	24.226	194	236	32	0	1:23.832	30.582	<b>190</b>	29.088	222	24.162	195	237				
13	0	1:24.118	30.612	189	29.216	221	24.290	195	236	33	0	1:23.698	30.469	190	29.071	221	24.158	195	237				
14	0	1:24.673	30.635	188	29.710	219	24.328	195	237	34	0	1:23.715	30.466	190	29.100	222	24.149	195	237				
15	0	1:24.098	30.596	189	29.200	221	24.302	194	237	35	0	1:23.622	30.351	189	29.109	222	24.162	195	237				
16	0	1:45.099	30.527	188	29.269	219	45.303	50	236	36	0	1:24.206	30.395	190	29.376	<b>225</b>	24.435	195	238				
17	0	2:06.979	1:11.581	182	30.793	212	24.605	194		37	0	1:41.469	30.522	189	36.029	112	34.918	96	238				
18	0	1:24.587	31.003	186	29.395	219	24.189	194	236	38	0	2:10.488	47.386	104	49.219	113	33.883	193	105				
19	0	1:23.747	30.588	190	28.990	219	24.169	196	236	39	0	1:24.739	31.109	190	29.320	223	24.310	196	236				
20	0	1:23.196	30.379	189	28.981	220	<b>23.836</b>	196	237														
<b>11</b>		Marco Wittmann								Schubert Motorsport							theoretical best time: 1:23.372						
1	0	1:35.379	38.194	194	31.646	223	25.539	198	226	20	0	1:24.306	30.734	194	29.197	223	24.375	198	241				
2	0	1:25.655	31.333	192	29.542	224	24.780	199	241	21	0	1:24.300	30.730	192	29.231	224	24.339	198	241				
3	0	1:24.730	30.961	192	29.382	225	24.387	198	241	22	0	1:24.234	30.730	193	29.256	223	24.248	198	241				
4	0	1:24.364	30.753	193	29.168	225	24.443	198	241	23	0	1:45.687	30.694	193	29.314	224	45.679	50	241				
5	0	1:24.356	30.671	192	29.222	225	24.463	198	241	24	0	3:07.345	1:23.599	80	57.554	80	46.192	79					
6	0	1:24.269	30.621	193	29.190	224	24.458	198	241	25	0	2:42.726	58.695	79	57.872	79	46.159	79	80				
7	0	1:24.236	30.739	193	29.181	223	24.316	197	241	26	0	2:16.101	58.900	79	51.078	193	26.123	194	79				
8	0	1:24.077	30.758	192	29.167	223	24.152	197	240	27	0	1:46.351	32.316	187	40.092	129	33.943	158	233				
9	0	1:24.219	30.656	193	29.218	225	24.345	197	240	28	0	2:15.691	42.534	162	44.397	89	48.760	196	171				
10	0	1:24.546	30.749	193	29.341	224	24.456	196	240	29	0	1:24.886	31.262	193	29.416	223	24.208	198	236				
11	0	1:24.558	30.711	192	29.413	224	24.434	198	240	30	0	1:23.642	30.623	193	29.023	224	23.996	199	238				
12	0	1:24.564	30.815	192	29.382	225	24.367	199	240	31	0	1:23.565	30.477	194	29.022	224	24.066	199	240				
13	0	1:24.760	30.862	193	29.406	225	24.492	197	241	32	0	1:23.602	30.484	194	29.095	225	24.023	199	240				
14	0	1:25.400	30.844	194	29.725	224	24.831	197	<b>242</b>	33	0	1:23.563	30.497	194	29.019	225	24.047	199	240				
15	0	1:25.023	31.010	192	29.484	225	24.529	198	242	34	<b>0</b>	<b>1:23.372</b>	<b>30.443</b>	194	<b>28.970</b>	<b>226</b>	<b>23.959</b>	199	241				
16	0	1:24.620	30.920	192	29.380	223	24.320	<b>199</b>	241	35	0	1:23.675	30.507	193	28.980	225	24.188	199	240				
17	0	1:24.525	30.863	192	29.353	222	24.309	199	241	36	0	1:33.779	30.466	<b>195</b>	32.348	225	30.965	68	240				
18	0	1:24.353	30.752	193	29.280	222	24.321	199	242	37									21				
19	0	1:24.586	30.691	193	29.388	221	24.507	197	241														



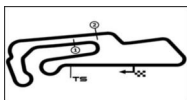
### Sector List

Lap Id	Time	SE1	SP1	SE2	SP2	SE3	SP3	TSP	Lap Id	Time	SE1	SP1	SE2	SP2	SE3	SP3	TSP		
<b>14</b>		Jack Aitken								<b>EMIL FREY RACING</b>							<b>theoretical best time: 1:23.011</b>		
1	1	1:28.090	34.235	189	29.563	219	24.292	195	220	21	1	1:23.386	30.594	191	29.083	220	23.709	196	236
2	1	1:24.172	30.848	189	29.270	219	24.054	194	235	22	1	<b>1:23.164</b>	30.519	191	28.965	220	<b>23.680</b>	196	236
3	1	1:23.404	30.643	190	28.978	220	23.783	195	235	23	1	2:01.472	30.624	190	44.747	79	46.101	79	236
4	1	1:23.206	<b>30.412</b>	190	28.969	220	23.825	195	235	24	1	2:42.496	58.619	79	57.758	79	46.119	79	80
5	1	1:23.361	30.496	190	<b>28.919</b>	220	23.946	194	235	25	1	2:44.067	58.570	79	57.905	79	47.592	72	80
6	1	1:23.438	30.467	190	29.055	220	23.916	194	235	26	1	1:59.332	59.144	116	34.561	177	25.627	193	75
7	1	1:23.590	30.624	190	28.990	220	23.976	194	235	27	1	1:28.159	31.548	188	29.984	217	26.627	139	233
8	1	1:23.602	30.608	191	28.994	221	24.000	194	235	28	1	2:14.866	41.730	170	44.205	105	48.931	194	211
9	1	1:24.889	30.587	191	29.967	218	24.335	194	235	29	1	1:25.016	31.804	190	29.266	222	23.946	195	237
10	1	1:24.023	30.789	190	29.255	221	23.979	194	235	30	1	1:23.658	30.581	191	29.134	221	23.943	196	237
11	1	1:23.851	30.678	190	29.040	222	24.133	194	234	31	1	1:23.630	30.633	191	29.102	221	23.895	196	237
12	1	1:24.069	30.809	189	29.093	221	24.167	195	235	32	1	1:23.665	30.566	<b>191</b>	29.040	221	24.059	196	237
13	1	1:23.843	30.657	189	29.117	221	24.069	195	235	33	1	1:23.544	30.531	191	28.972	223	24.041	195	236
14	1	1:24.075	30.656	190	29.317	220	24.102	195	236	34	1	1:23.429	30.505	190	29.121	<b>223</b>	23.803	<b>196</b>	236
15	1	1:24.734	30.869	190	29.554	218	24.311	195	236	35	1	1:23.514	30.495	191	29.068	223	23.951	196	237
16	1	1:45.968	30.748	190	29.362	219	45.858	49	236	36	1	1:23.712	30.506	191	29.331	221	23.875	196	<b>238</b>
17	1	2:08.467	1:13.157	183	30.714	216	24.596	195		37	1	1:43.260	30.488	191	37.938	122	34.834	108	236
18	1	1:24.299	30.905	190	29.457	219	23.937	195	235	38	1	2:10.465	47.211	115	49.373	121	33.881	195	106
19	1	1:23.942	30.707	191	29.379	219	23.856	196	236	39	1	1:24.351	30.957	190	29.459	222	23.935	196	235
20	1	1:23.532	30.539	191	29.142	220	23.851	196	236										
<b>19</b>		Luca Engstler								<b>Lamborghini Team Liqui Moly by GRT</b>							<b>theoretical best time: 1:23.502</b>		
1	0	1:32.933	36.779	186	31.231	218	24.923	194	229	21	0	<b>1:23.650</b>	<b>30.485</b>	190	29.195	219	<b>23.970</b>	196	236
2	0	1:25.129	31.115	188	29.586	219	24.428	195	236	22	0	1:24.159	30.538	<b>191</b>	<b>29.047</b>	222	24.574	188	237
3	0	1:24.448	30.755	188	29.349	220	24.344	194	236	23	0	2:19.456	34.875	80	57.650	78	46.931	80	233
4	0	1:24.020	30.538	188	29.233	221	24.249	194	235	24	0	2:42.699	58.666	80	57.990	78	46.043	80	78
5	0	1:24.042	30.636	188	29.232	220	24.174	195	236	25	0	2:41.866	58.595	80	57.345	80	45.926	80	81
6	0	1:24.238	30.687	189	29.245	221	24.306	194	236	26	0	1:42.914	47.492	183	30.589	217	24.833	194	80
7	0	1:24.340	30.820	188	29.195	221	24.325	195	236	27	0	1:26.638	32.153	185	29.748	218	24.737	194	202
8	0	1:24.516	30.802	189	29.321	221	24.393	194	236	28	0	2:01.380	33.704	101	41.556	140	46.120	195	235
9	0	1:24.550	30.813	189	29.349	222	24.388	194	236	29	0	1:25.397	31.236	187	29.721	220	24.440	195	235
10	0	1:24.532	30.827	189	29.325	221	24.380	193	236	30	0	1:24.994	30.929	189	29.524	221	24.541	194	236
11	0	1:24.457	30.780	189	29.262	<b>222</b>	24.415	194	236	31	0	1:24.562	30.757	189	29.442	220	24.363	194	236
12	0	1:24.753	30.732	189	29.521	222	24.500	194	237	32	0	1:24.420	30.704	189	29.310	221	24.406	194	236
13	0	1:25.141	31.162	188	29.535	222	24.444	194	237	33	0	1:24.499	30.813	189	29.314	221	24.372	195	236
14	0	1:25.393	31.289	189	29.658	220	24.446	195	237	34	0	1:24.399	30.653	188	29.333	222	24.413	195	237
15	0	1:46.710	30.861	189	30.298	220	45.551	50	237	35	0	1:24.345	30.807	189	29.152	222	24.386	194	237
16	0	2:09.613	1:13.266	184	31.401	214	24.946	194		36	0	1:24.512	30.663	189	29.444	221	24.405	195	237
17	0	1:24.477	30.877	190	29.379	219	24.221	<b>196</b>	234	37	0	1:38.397	30.829	191	35.203	127	32.365	111	237
18	0	1:24.662	30.813	190	29.507	219	24.342	194	237	38	0	2:08.806	48.767	108	48.883	148	31.156	195	101
19	0	1:24.629	30.894	189	29.466	219	24.269	196	236	39	0	1:25.916	31.384	189	29.828	221	24.704	195	237
20	0	1:24.425	30.604	189	29.511	218	24.310	195	<b>237</b>										



### Sector List

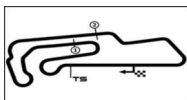
Lap Id	Time	SE1	SP1	SE2	SP2	SE3	SP3	TSP	Lap Id	Time	SE1	SP1	SE2	SP2	SE3	SP3	TSP		
<b>22</b>		Lucas Auer			Mercedes-AMG Team MANN-FILTER			theoretical best time: 1:23.703											
1	0	1:31.789	36.246	188	30.577	219	24.966	194	222	21	0	1:24.192	30.715	189	29.223	221	24.254	195	236
2	0	1:24.669	30.992	189	29.393	219	24.284	196	237	22	0	1:24.028	30.650	190	29.063	220	24.315	190	237
3	0	1:24.022	30.660	190	29.186	220	24.176	196	236	23	0	2:12.929	30.871	187	56.210	80	45.848	80	234
4	0	1:23.995	30.623	190	<b>29.043</b>	222	24.329	194	236	24	0	2:41.428	58.251	80	57.297	80	45.880	80	81
5	0	1:23.937	30.641	189	29.129	221	24.167	195	235	25	0	2:41.451	58.249	80	57.306	80	45.896	80	81
6	0	<b>1:23.874</b>	30.649	189	29.091	221	24.134	195	236	26	0	1:45.889	50.624	179	30.254	206	25.011	189	81
7	0	1:23.951	30.702	189	29.065	221	24.184	194	236	27	0	1:26.263	31.503	184	29.845	201	24.915	161	226
8	0	1:23.946	30.638	189	29.134	222	24.174	195	236	28	0	2:12.638	42.142	161	42.942	102	47.554	<b>197</b>	200
9	0	1:24.298	30.775	190	29.235	222	24.288	195	236	29	0	1:25.468	31.271	190	29.641	222	24.556	195	237
10	0	1:24.211	30.673	190	29.266	221	24.272	195	235	30	0	1:24.572	30.799	190	29.366	222	24.407	196	237
11	0	1:24.335	30.651	190	29.265	<b>223</b>	24.419	196	236	31	0	1:24.243	30.584	<b>191</b>	29.288	221	24.371	195	237
12	0	1:24.379	30.722	189	29.235	222	24.422	194	237	32	0	1:23.930	30.656	191	29.180	221	<b>24.094</b>	196	237
13	0	1:24.559	30.825	190	29.344	223	24.390	195	237	33	0	1:23.926	<b>30.566</b>	191	29.190	221	24.170	196	237
14	0	1:24.651	30.820	190	29.365	221	24.466	196	237	34	0	1:24.057	30.702	189	29.118	223	24.237	196	237
15	0	1:24.542	30.847	190	29.305	221	24.390	195	237	35	0	1:24.054	30.604	190	29.173	221	24.277	195	238
16	0	1:45.995	30.863	190	29.458	219	45.674	50	236	36	0	1:24.157	30.675	191	29.181	221	24.301	197	237
17	0	2:07.785	1:11.867	184	31.079	217	24.839	196		37	0	1:40.064	30.737	190	34.950	119	34.377	96	<b>238</b>
18	0	1:24.818	31.063	188	29.384	219	24.371	195	237	38	0	2:09.709	48.108	121	48.232	127	33.369	195	102
19	0	1:24.940	30.718	190	29.492	220	24.730	196	237	39	0	1:25.978	31.203	190	30.128	219	24.647	196	238
20	0	1:24.297	30.644	191	29.276	219	24.377	195	237										
<b>25</b>		Ben Dörr			Dörr Motorsport			theoretical best time: 1:24.217											
1	0	1:35.849	38.797	183	31.494	219	25.558	<b>196</b>	211	12	0	1:24.676	30.949	190	29.280	221	24.447	195	236
2	0	1:26.409	31.916	189	29.789	219	24.704	195	<b>237</b>	13	0	1:25.243	31.047	189	29.447	220	24.749	195	236
3	0	1:24.893	30.965	189	29.361	221	24.567	196	236	14	0	1:24.828	30.947	<b>191</b>	29.421	220	24.460	195	236
4	0	<b>1:24.280</b>	30.785	190	<b>29.203</b>	221	<b>24.292</b>	195	235	15	0	1:25.099	31.004	188	29.585	221	24.510	196	236
5	0	1:24.645	30.796	188	29.407	221	24.442	196	236	16	0	1:24.974	30.930	189	29.534	219	24.510	195	236
6	0	1:24.409	<b>30.722</b>	190	29.236	221	24.451	195	236	17	0	1:46.248	30.909	190	29.483	220	45.856	50	236
7	0	1:24.545	30.821	189	29.289	221	24.435	195	236	18	0	2:16.755	1:19.271	184	31.807	215	25.677	194	
8	0	1:24.767	30.833	189	29.533	220	24.401	196	236	19	0	1:25.608	31.404	188	29.671	219	24.533	194	233
9	0	1:24.438	30.765	190	29.298	221	24.375	196	236	20	0	1:25.204	31.123	189	29.629	219	24.452	194	235
10	0	1:24.699	30.880	190	29.324	220	24.495	195	236	21			30.920	189	29.596	219			235
11	0	1:24.803	30.948	190	29.341	<b>222</b>	24.514	194	235										



### Sector List

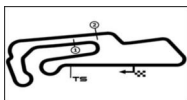
Lap Id	Time	SE1	SP1	SE2	SP2	SE3	SP3	TSP	Lap Id	Time	SE1	SP1	SE2	SP2	SE3	SP3	TSP						
<b>31</b>		Sheldon van der Linde								Schubert Motorsport							theoretical best time: 1:23.324						
1	0	1:30.765	35.648	192	30.320	225	24.797	199	222	21	0	1:23.527	30.428	194	29.052	225	24.047	200	242				
2	0	1:24.371	30.715	194	29.226	225	24.430	198	242	22	0	1:23.539	30.303	195	29.000	225	24.236	199	242				
3	0	1:23.948	30.547	194	29.110	225	24.291	198	241	23	0	2:04.820	30.515	195	48.425	80	45.880	80	242				
4	0	1:23.743	30.525	194	28.974	227	24.244	198	241	24	0	2:42.224	58.181	81	57.474	80	46.569	79	81				
5	0	1:23.809	30.485	193	29.056	225	24.268	199	241	25	0	2:42.964	59.089	81	57.599	79	46.276	80	79				
6	0	1:23.831	30.604	194	28.991	225	24.236	197	241	26	0	1:52.321	55.935	161	31.163	159	25.223	197	81				
7	0	1:23.890	30.573	194	29.024	226	24.293	198	241	27	0	1:27.743	31.480	189	29.494	223	26.769	111	221				
8	0	1:24.106	30.625	194	29.144	227	24.337	198	241	28	0	2:13.854	42.971	140	43.098	105	47.785	199	209				
9	0	1:24.178	30.617	194	29.187	227	24.374	198	242	29	0	1:25.754	31.317	195	29.978	225	24.459	198	241				
10	0	1:24.533	30.745	195	29.282	227	24.506	198	241	30	0	1:24.092	30.670	195	29.190	226	24.232	200	242				
11	0	1:24.350	30.700	193	29.297	226	24.353	198	241	31	0	1:23.866	30.537	195	29.107	225	24.222	200	242				
12	0	1:24.173	30.668	193	29.129	227	24.376	198	241	32	0	1:23.849	30.598	194	29.033	226	24.218	199	242				
13	0	1:24.372	30.645	194	29.236	227	24.491	199	241	33	0	1:23.770	30.411	195	29.124	226	24.235	200	242				
14	0	1:24.550	30.725	194	29.330	226	24.495	199	243	34	0	1:23.627	30.460	194	29.011	227	24.156	200	243				
15	0	1:24.707	30.720	194	29.427	225	24.560	198	243	35	0	1:23.816	30.447	194	29.088	227	24.281	199	243				
16	0	1:24.421	30.678	195	29.305	223	24.438	199	241	36	0	1:24.014	30.472	195	29.141	227	24.401	200	243				
17	0	1:45.596	30.567	196	29.227	224	45.802	50	242	37	0	1:41.507	30.582	195	36.115	119	34.810	92	244				
18	0	2:07.723	1:11.412	184	31.388	218	24.923	199		38	0	2:10.081	47.697	110	48.813	108	33.571	197	98				
19	0	1:24.686	30.808	193	29.581	222	24.297	200	241	39	0	1:24.815	31.011	192	29.487	226	24.317	200	241				
20	0	1:23.788	30.524	195	29.140	224	24.124	200	241														
<b>33</b>		Rene Rast								Schubert Motorsport							theoretical best time: 1:23.664						
1	0	1:32.011	36.424	193	30.690	223	24.897	198	232	21	0	1:24.167	30.805	191	29.186	224	24.176	198	241				
2	0	1:24.881	31.049	192	29.350	224	24.482	198	241	22	0	1:24.014	30.762	192	29.089	222	24.163	198	242				
3	0	1:24.183	30.728	192	29.159	225	24.296	197	241	23	0	2:13.269	30.718	180	56.711	80	45.840	80	241				
4	0	1:24.015	30.867	192	28.987	225	24.161	197	240	24	0	2:42.251	58.608	80	57.674	79	45.969	80	80				
5	0	1:24.028	30.686	192	29.063	225	24.279	197	241	25	0	2:42.042	58.273	80	57.693	79	46.076	79	81				
6	0	1:24.101	30.722	193	29.127	225	24.252	198	240	26	0	1:46.976	49.940	166	31.900	210	25.136	195	81				
7	0	1:23.978	30.755	192	29.071	226	24.152	199	240	27	0	1:25.097	30.935	190	29.503	219	24.659	194	236				
8	0	1:23.878	30.660	193	29.020	226	24.198	197	241	28	0	2:08.664	39.233	137	42.609	100	46.822	201	197				
9	0	1:24.212	30.812	192	29.127	226	24.273	198	240	29	0	1:25.476	31.123	193	29.636	227	24.717	199	243				
10	0	1:24.436	30.847	193	29.215	225	24.374	197	240	30	0	1:24.587	30.818	194	29.342	224	24.427	199	241				
11	0	1:24.330	30.796	193	29.218	225	24.316	197	240	31	0	1:24.325	30.737	192	29.218	225	24.370	198	241				
12	0	1:24.384	30.778	191	29.294	225	24.312	198	240	32	0	1:24.177	30.713	193	29.220	226	24.244	199	241				
13	0	1:24.457	30.824	192	29.283	225	24.350	198	240	33	0	1:23.970	30.608	194	29.181	226	24.181	200	241				
14	0	1:24.570	30.820	192	29.203	225	24.547	198	241	34	0	1:23.995	30.525	193	29.127	225	24.343	199	242				
15	0	1:24.606	30.821	192	29.390	224	24.395	198	242	35	0	1:24.218	30.632	192	29.179	225	24.407	198	242				
16	0	1:24.599	30.900	192	29.305	223	24.394	198	241	36	0	1:24.104	30.697	193	29.060	225	24.347	199	241				
17	0	1:24.213	30.723	194	29.232	223	24.258	199	241	37	0	1:39.994	30.656	193	35.844	123	33.494	109	243				
18	0	1:45.765	30.773	193	29.377	221	45.615	50	241	38	0	2:09.520	48.692	112	48.404	148	32.424	198	103				
19	0	2:09.269	1:11.126	183	31.993	221	26.150	197		39	0	1:25.781	31.101	191	29.721	225	24.959	198	240				
20	0	1:25.774	31.498	191	29.710	221	24.566	197	242														





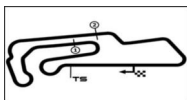
### Sector List

Lap	Id	Time	SE1	SP1	SE2	SP2	SE3	SP3	TSP	Lap	Id	Time	SE1	SP1	SE2	SP2	SE3	SP3	TSP									
<b>36</b>			Arjun Maini						Mercedes-AMG Team HRT					theoretical best time: 1:23.598														
1	0	1:30.371	35.723	188	30.073	219	24.575	196	219	21	0	1:24.702	30.909	190	29.381	222	24.412	195	237									
2	0	1:24.211	30.679	190	29.248	220	24.284	196	236	22	0	1:24.806	31.072	187	29.496	221	24.238	196	237									
3	0	1:23.942	30.588	190	29.147	221	24.207	196	236	23	0	2:15.449	32.487	81	57.322	78	45.640	81	237									
4	0	<b>1:23.714</b>	<b>30.501</b>	190	29.034	222	24.179	195	235	24	0	2:41.274	57.970	81	57.488	74	45.816	79	82									
5	0	1:23.792	30.629	189	29.051	221	<b>24.112</b>	196	235	25	0	2:41.740	57.987	78	57.383	80	46.370	76	81									
6	0	1:23.785	30.590	190	29.069	221	24.126	196	235	26	0	1:45.963	50.894	184	30.203	217	24.866	193	81									
7	0	1:23.973	30.660	190	<b>28.985</b>	221	24.328	194	236	27	0	1:25.289	31.166	189	29.754	218	24.369	193	234									
8	0	1:24.136	30.743	189	29.121	221	24.272	195	235	28	0	2:07.515	38.471	136	42.203	105	46.841	196	218									
9	0	1:24.220	30.633	190	29.148	223	24.439	195	236	29	0	1:25.260	30.939	191	29.707	223	24.614	196	237									
10	0	1:24.527	30.829	190	29.334	221	24.364	195	235	30	0	1:24.759	30.728	191	29.544	223	24.487	196	237									
11	0	1:24.277	30.753	190	29.203	223	24.321	195	235	31	0	1:24.277	30.664	191	29.239	223	24.374	197	237									
12	0	1:24.160	30.686	190	29.217	222	24.257	195	236	32	0	1:24.414	30.636	<b>192</b>	29.454	221	24.324	196	238									
13	0	1:24.463	30.695	190	29.256	222	24.512	195	235	33	0	1:24.122	30.564	191	29.292	223	24.266	196	238									
14	0	1:24.489	30.762	191	29.285	222	24.442	196	236	34	0	1:23.859	30.561	191	29.028	<b>224</b>	24.270	197	237									
15	0	1:45.992	30.803	191	29.344	221	45.845	50	237	35	0	1:24.090	30.571	191	29.170	223	24.349	196	237									
16	0	2:10.187	1:13.733	185	31.455	215	24.999	194		36	0	1:24.137	30.573	191	29.199	222	24.365	196	238									
17	0	1:25.405	31.322	189	29.561	220	24.522	196	233	37	0	1:40.012	30.643	191	35.768	127	33.601	110	<b>238</b>									
18	0	1:24.884	30.983	190	29.489	220	24.412	196	237	38	0	2:09.511	48.654	101	48.411	147	32.446	196	104									
19	0	1:25.537	30.663	191	29.413	221	25.461	196	238	39	0	1:25.511	31.008	191	29.728	223	24.775	<b>197</b>	236									
20	0	1:26.011	31.631	191	29.742	222	24.638	197	237																			
										<b>63</b>			Christian Engelhart						Lamborghini Team TGI by GRT					theoretical best time: 1:23.408				
1	0	1:32.596	36.627	187	30.952	220	25.017	195	224	21	0	1:23.988	30.639	190	29.154	221	24.195	196	237									
2	0	1:24.938	31.096	189	29.481	221	24.361	195	237	22	0	<b>1:23.559</b>	<b>30.383</b>	190	<b>28.927</b>	222	24.249	195	237									
3	0	1:24.340	30.836	189	29.310	222	24.194	194	237	23	0	2:21.668	38.801	80	57.082	80	45.785	80	238									
4	0	1:23.935	30.590	189	29.166	222	24.179	194	236	24	0	2:42.565	58.322	79	57.925	80	46.318	80	81									
5	0	1:24.034	30.826	188	29.110	221	<b>24.098</b>	195	237	25	0	2:43.321	59.012	79	58.042	80	46.267	80	80									
6	0	1:24.156	30.864	189	29.112	222	24.180	194	237	26	0	1:41.015	44.658	183	31.224	215	25.133	190	83									
7	0	1:24.231	30.811	189	29.156	222	24.264	194	237	27	0	1:26.678	31.883	182	30.167	219	24.628	196	230									
8	0	1:24.306	31.043	188	29.161	221	24.102	194	237	28	0	1:54.919	31.146	187	39.243	157	44.530	196	236									
9	0	1:24.091	30.790	<b>190</b>	29.062	223	24.239	194	236	29	0	1:25.821	31.467	188	29.890	221	24.464	195	237									
10	0	1:24.405	30.742	190	29.306	222	24.357	194	237	30	0	1:24.974	30.993	188	29.450	221	24.531	196	237									
11	0	1:24.708	30.901	189	29.440	221	24.367	193	237	31	0	1:24.714	30.917	189	29.461	222	24.336	194	238									
12	0	1:24.831	31.016	189	29.452	221	24.363	195	237	32	0	1:24.539	30.919	189	29.326	221	24.294	194	237									
13	0	1:24.472	30.916	189	29.260	222	24.296	194	237	33	0	1:24.415	30.748	189	29.339	222	24.328	195	237									
14	0	1:24.452	30.935	189	29.335	221	24.182	195	237	34	0	1:24.448	30.779	190	29.303	223	24.366	196	238									
15	0	1:24.640	30.848	190	29.310	221	24.482	195	238	35	0	1:24.695	30.835	189	29.522	221	24.338	195	238									
16	0	1:24.367	30.784	190	29.321	219	24.262	195	238	36	0	1:24.786	30.971	189	29.327	222	24.488	196	237									
17	0	1:45.401	30.772	190	29.375	220	45.254	50	238	37	0	1:38.777	30.607	189	36.389	112	31.781	92	<b>238</b>									
18	0	2:20.616	1:22.891	183	32.268	213	25.457	194		38	0	2:07.039	49.003	111	48.486	132	29.550	195	94									
19	0	1:25.092	31.191	190	29.579	218	24.322	195	236	39	0	1:26.904	31.348	189	30.066	<b>224</b>	25.490	196	237									
20	0	1:24.294	30.889	190	29.278	220	24.127	<b>196</b>	236																			



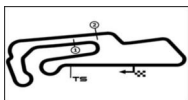
### Sector List

Lap Id	Time	SE1	SP1	SE2	SP2	SE3	SP3	TSP	Lap Id	Time	SE1	SP1	SE2	SP2	SE3	SP3	TSP						
<b>69</b>		Thierry Vermeulen								<b>EMIL FREY RACING</b>							theoretical best time: 1:23.350						
1	1	1:33.529	37.105	189	31.251	224	25.173	196	228	21	1	1:24.019	30.606	191	29.123	224	24.290	195	238				
2	1	1:25.193	30.990	190	29.628	223	24.575	196	239	22	1	1:25.490	30.795	187	30.413	222	24.282	195	239				
3	1	1:24.427	30.874	191	29.262	222	24.291	194	239	23	1	2:17.379	33.176	80	57.918	79	46.285	79	238				
4	1	1:24.226	30.790	191	29.185	223	24.251	195	238	24	1	2:42.834	58.770	79	57.841	79	46.223	79	80				
5	1	1:23.987	30.589	190	29.207	223	24.191	195	238	25	1	2:42.738	58.607	79	57.859	79	46.272	79	80				
6	1	1:24.131	30.582	191	29.216	223	24.333	196	238	26	1	1:43.945	49.166	184	30.420	216	24.359	192	80				
7	1	1:24.467	30.805	191	29.320	222	24.342	195	238	27	1	1:25.457	31.378	188	29.861	216	24.218	193	230				
8	1	1:24.368	30.667	190	29.367	222	24.334	195	238	28	1	2:04.097	35.819	128	41.765	126	46.513	196	232				
9	1	1:24.696	30.787	<b>192</b>	29.409	225	24.500	194	238	29	1	1:25.385	31.144	189	29.702	222	24.539	196	237				
10	1	1:24.503	30.811	190	29.376	223	24.316	195	237	30	1	1:24.697	30.806	191	29.571	223	24.320	196	238				
11	1	1:24.529	30.686	190	29.467	223	24.376	195	237	31	1	1:24.297	30.794	191	29.244	224	24.259	196	240				
12	1	1:24.512	30.773	191	29.287	224	24.452	197	238	32	1	1:24.488	30.806	191	29.293	222	24.389	196	240				
13	1	1:25.259	30.894	190	29.923	224	24.442	195	239	33	1	1:24.133	30.684	191	29.052	224	24.397	197	238				
14	1	1:46.851	30.925	189	30.078	222	45.848	49	238	34	1	1:23.941	30.554	190	29.191	224	24.196	196	240				
15	1	2:07.504	1:12.646	184	30.457	213	24.401	192		35	1	1:23.996	30.601	192	29.129	<b>225</b>	24.266	197	240				
16	1	1:25.111	31.121	191	29.530	220	24.460	196	230	36	1	1:24.000	30.588	192	29.204	224	24.208	197	240				
17	1	1:23.537	30.663	191	<b>28.997</b>	221	23.877	196	237	37	1	1:40.111	30.964	190	35.784	128	33.363	115	<b>241</b>				
18	1	1:25.099	30.732	189	30.567	220	<b>23.800</b>	197	238	38	1	2:09.506	48.706	98	48.720	154	32.080	196	105				
19	<b>1</b>	<b>1:23.449</b>	30.568	191	29.040	220	23.841	<b>197</b>	238	39	1	1:25.328	31.055	191	29.677	224	24.596	197	238				
20	1	1:23.699	<b>30.553</b>	191	29.079	221	24.067	196	238														
<b>71</b>		Maximilian Paul								<b>Paul Motorsport</b>							theoretical best time: 1:23.269						
1	0	1:33.759	37.133	189	31.576	218	25.050	193	223	21	0	1:24.622	30.819	190	29.519	220	24.284	196	237				
2	0	1:25.317	31.163	188	29.434	219	24.720	195	236	22	0	1:24.477	30.833	189	29.434	220	24.210	196	236				
3	0	1:24.545	30.831	188	29.404	219	24.310	194	236	23	0	1:24.662	30.738	190	29.399	219	24.525	195	236				
4	0	1:24.328	30.581	190	29.455	220	24.292	194	234	24	0	2:39.821	56.791	81	57.228	80	45.802	80	81				
5	0	1:23.887	30.546	189	29.150	220	24.191	194	235	25	0	2:41.104	58.117	81	57.232	80	45.755	80	81				
6	0	1:24.278	30.672	<b>191</b>	29.247	219	24.359	193	235	26	0	2:41.425	58.370	80	57.225	80	45.830	80	81				
7	0	1:24.323	30.645	189	29.267	219	24.411	193	235	27	0	2:31.456	51.940	119	45.854	143	53.662	49	81				
8	0	1:24.403	30.743	189	29.373	221	24.287	194	234	28	0	2:12.063	1:15.238	182	31.696	217	25.129	195					
9	0	1:24.622	30.673	189	29.456	220	24.493	193	235	29	0	1:24.641	30.991	190	29.381	219	24.269	195	235				
10	0	1:24.629	30.724	189	29.547	220	24.358	193	235	30	0	1:24.169	30.658	189	29.127	220	24.384	196	236				
11	0	1:24.601	30.714	189	29.432	220	24.455	194	235	31	0	1:23.523	30.679	189	28.963	221	<b>23.881</b>	195	236				
12	0	1:24.537	30.736	189	29.428	220	24.373	194	235	32	0	1:23.443	30.486	190	28.967	220	23.990	194	236				
13	0	1:25.174	30.753	189	29.936	219	24.485	194	236	33	<b>0</b>	<b>1:23.429</b>	<b>30.465</b>	191	<b>28.923</b>	222	24.041	196	235				
14	0	1:25.328	30.960	188	29.962	219	24.406	195	235	34	0	1:23.660	30.493	190	29.008	<b>223</b>	24.159	196	236				
15	0	1:24.742	30.797	189	29.573	218	24.372	195	236	35	0	1:24.031	30.587	190	29.199	220	24.245	195	237				
16	0	1:24.221	30.629	190	29.329	219	24.263	196	236	36	0	1:23.881	30.622	191	29.079	221	24.180	196	237				
17	0	1:24.326	30.662	190	29.414	219	24.250	196	237	37	0	1:38.764	30.596	191	36.315	107	31.853	88	<b>237</b>				
18	0	1:24.479	30.832	190	29.433	219	24.214	196	236	38	0	2:06.631	48.989	119	48.787	132	28.855	195	94				
19	0	1:24.469	30.831	190	29.442	219	24.196	196	237	39	0	1:26.598	31.308	191	30.048	222	25.242	<b>197</b>	237				
20	0	1:24.465	30.802	190	29.378	219	24.285	195	236														



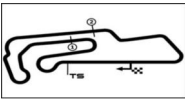
### Sector List

Lap Id	Time	SE1	SP1	SE2	SP2	SE3	SP3	TSP	Lap Id	Time	SE1	SP1	SE2	SP2	SE3	SP3	TSP						
<b>85</b>		Clemens Schmid								Dörr Motorsport							theoretical best time: 1:23.726						
1	0	1:35.404	38.089	189	31.660	218	25.655	190	228	21	0	1:25.584	31.168	188	29.520	223	24.896	196	239				
2	0	1:26.128	31.817	189	29.572	221	24.739	193	236	22	0	1:25.089	30.939	189	29.554	222	24.596	194	238				
3	0	1:24.717	30.922	190	29.347	223	24.448	194	236	23	0	2:22.093	37.901	79	57.935	79	46.257	79	236				
4	0	1:24.339	30.826	190	29.123	223	24.390	194	236	24	0	2:43.141	58.962	80	57.861	79	46.318	79	80				
5	0	1:24.216	30.632	189	29.243	223	24.341	196	237	25	0	2:43.334	59.024	80	57.986	79	46.324	79	80				
6	0	1:24.455	30.824	190	29.224	222	24.407	194	<b>239</b>	26	0	1:37.587	42.157	188	30.490	216	24.940	194	90				
7	0	1:24.202	30.817	190	29.101	223	24.284	194	237	27	0	1:26.261	31.671	189	30.098	219	24.492	195	218				
8	0	1:24.292	30.686	190	29.275	223	24.331	194	237	28	0	1:58.843	33.695	127	40.482	148	44.666	195	237				
9	0	1:24.215	30.627	190	29.239	223	24.349	193	236	29	0	1:25.769	31.398	190	29.736	224	24.635	195	238				
10	0	1:24.333	30.708	190	29.239	223	24.386	195	236	30	0	1:25.016	30.924	190	29.536	223	24.556	195	238				
11	0	1:24.971	30.896	189	29.425	222	24.650	194	237	31	0	1:24.610	30.911	190	29.356	222	24.343	196	237				
12	0	1:24.665	30.934	190	29.380	223	24.351	195	238	32	0	1:24.420	30.775	190	29.243	223	24.402	196	238				
13	0	1:24.714	30.905	190	29.363	224	24.446	196	238	33	0	1:24.566	30.774	191	29.370	<b>225</b>	24.422	195	238				
14	0	1:24.986	30.823	191	29.449	222	24.714	195	238	34	0	1:24.454	30.732	189	29.376	223	24.346	195	238				
15	0	1:46.245	31.202	187	29.520	223	45.523	50	239	35	0	1:24.754	30.944	189	29.355	223	24.455	195	238				
16	0	2:10.189	1:14.259	184	31.012	218	24.918	195		36	0	1:24.719	30.856	191	29.460	223	24.403	196	238				
17	0	1:24.839	31.005	190	29.547	220	24.287	195	236	37	0	1:38.385	30.787	190	35.918	116	31.680	103	238				
18	0	1:24.722	30.801	191	29.817	220	24.104	<b>197</b>	237	38	0	2:07.514	49.160	108	48.388	133	29.966	196	93				
19	<b>0</b>	<b>1:23.755</b>	<b>30.600</b>	<b>191</b>	29.124	221	<b>24.031</b>	197	238	39	0	1:26.474	31.335	190	30.244	223	24.895	197	239				
20	0	1:24.028	30.675	189	<b>29.095</b>	221	24.258	196	238														
<b>90</b>		Ayhancan Güven								Manthey EMA							theoretical best time: 1:24.183						
1	0	1:35.590	38.527	187	31.589	218	25.474	194	225	21	0	1:25.600	31.349	186	29.635	217	24.616	192	233				
2	0	1:26.217	32.007	185	29.676	217	24.534	193	<b>236</b>	22	0	1:24.735	30.998	187	29.357	217	24.380	192	232				
3	0	1:24.755	31.130	186	29.362	218	24.263	193	235	23	0	2:20.567	36.324	80	57.766	79	46.477	79	233				
4	0	1:24.396	30.853	186	<b>29.190</b>	219	24.353	192	233	24	0	2:42.031	58.703	80	57.262	81	46.066	79	80				
5	0	1:24.482	30.926	186	29.303	219	24.253	192	234	25	0	2:42.236	58.670	80	57.517	80	46.049	80	80				
6	0	1:24.349	30.927	186	29.192	217	24.230	192	234	26	0	1:41.381	45.669	186	30.268	215	25.444	190	80				
7	0	1:24.633	30.855	186	29.309	217	24.469	190	233	27	0	1:26.043	31.604	185	29.759	218	24.680	193	231				
8	0	1:24.447	30.912	186	29.381	217	<b>24.154</b>	191	232	28	0	1:59.419	33.675	116	40.911	145	44.833	193	234				
9	<b>0</b>	<b>1:24.331</b>	30.947	187	29.190	219	24.194	192	232	29	0	1:25.647	31.459	187	29.690	219	24.498	193	234				
10	0	1:24.379	30.857	186	29.279	217	24.243	191	233	30	0	1:24.888	30.962	186	29.493	219	24.433	<b>194</b>	234				
11	0	1:24.427	30.865	186	29.254	219	24.308	192	232	31	0	1:24.680	30.948	187	29.415	219	24.317	193	235				
12	0	1:24.633	30.904	186	29.356	217	24.373	193	233	32	0	1:24.508	30.913	187	29.387	219	24.208	193	235				
13	0	1:24.970	31.068	186	29.537	218	24.365	192	234	33	0	1:24.408	30.853	187	29.384	219	24.171	194	234				
14	0	1:24.865	31.037	187	29.404	217	24.424	193	234	34	0	1:24.380	30.844	187	29.224	<b>221</b>	24.312	193	234				
15	0	1:25.045	31.093	185	29.534	218	24.418	192	234	35	0	1:24.661	30.926	187	29.352	219	24.383	193	235				
16	0	1:24.639	31.002	186	29.310	217	24.327	193	234	36	0	1:24.590	30.982	<b>188</b>	29.301	219	24.307	193	235				
17	0	1:24.783	31.059	187	29.417	216	24.307	193	234	37	0	1:38.815	<b>30.839</b>	187	36.207	118	31.769	107	235				
18	0	1:24.831	31.054	187	29.514	216	24.263	192	233	38	0	2:07.704	49.113	103	48.363	138	30.228	193	91				
19	0	1:45.517	30.963	187	29.352	215	45.202	50	234	39	0	1:26.201	31.400	186	30.098	219	24.703	192	235				
20	0	2:07.665	1:10.539	184	30.729	215	26.397	192															



### Sector List

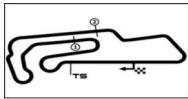
Lap	Id	Time	SE1	SP1	SE2	SP2	SE3	SP3	TSP	Lap	Id	Time	SE1	SP1	SE2	SP2	SE3	SP3	TSP		
<b>91</b>			Thomas Preining							Manthey EMA						theoretical best time: 1:23.963					
1	0	1:34.639	37.477	185	31.467	217	25.695	191	220	21	0	1:45.205	30.915	187	29.203	219	45.087	50	234		
2	0	1:25.414	31.395	186	29.486	218	24.533	192	233	22	0	2:07.843	1:11.151	181	31.842	212	24.850	192			
3	0	1:24.709	31.021	186	29.285	218	24.403	191	232	23	0	2:19.436	32.559	77	1:00.014	79	46.863	79	232		
4	0	1:24.346	30.764	187	29.216	218	24.366	192	232	24	0	2:42.715	58.784	79	57.747	80	46.184	80	80		
5	0	1:24.121	30.851	186	29.045	219	<b>24.225</b>	192	232	25	0	2:41.958	58.327	80	57.506	80	46.125	80	80		
6	0	<b>1:24.105</b>	30.787	187	29.045	219	24.273	192	234	26	0	1:42.836	46.918	180	30.867	209	25.051	186	80		
7	0	1:24.133	30.804	187	<b>29.021</b>	219	24.308	192	233	27	0	1:26.361	31.952	181	29.880	210	24.529	189	224		
8	0	1:24.345	30.773	187	29.080	220	24.492	192	234	28	0	2:01.717	33.554	109	41.726	145	46.437	193	227		
9	0	1:24.825	30.828	187	29.457	220	24.540	192	234	29	0	1:25.310	31.238	187	29.551	219	24.521	192	234		
10	0	1:24.440	30.825	187	29.207	219	24.408	192	233	30	0	1:24.868	30.905	186	29.549	218	24.414	193	233		
11	0	1:24.572	30.984	188	29.114	<b>221</b>	24.474	193	233	31	0	1:24.508	30.822	187	29.316	218	24.370	192	233		
12	0	1:24.615	30.765	187	29.404	219	24.446	193	235	32	0	1:24.469	30.786	187	29.203	219	24.480	192	232		
13	0	1:24.996	30.920	187	29.340	220	24.736	193	235	33	0	1:24.430	30.786	<b>188</b>	29.272	219	24.372	192	232		
14	0	1:25.566	31.031	186	29.793	218	24.742	193	235	34	0	1:24.463	30.887	185	29.271	219	24.305	193	233		
15	0	1:24.693	30.920	187	29.374	219	24.399	<b>193</b>	<b>235</b>	35	0	1:24.268	<b>30.717</b>	187	29.204	219	24.347	192	234		
16	0	1:24.431	30.789	187	29.235	218	24.407	193	235	36	0	1:24.531	30.775	188	29.350	218	24.406	193	234		
17	0	1:24.363	30.792	188	29.169	218	24.402	193	234	37	0	1:38.299	30.940	187	34.488	124	32.871	121	234		
18	0	1:24.352	30.834	187	29.266	217	24.252	193	234	38	0	2:09.231	48.935	106	48.726	147	31.570	193	100		
19	0	1:24.448	30.814	187	29.237	216	24.397	193	234	39	0	1:25.807	31.226	187	29.883	220	24.698	192	235		
20	0	1:24.301	30.863	187	29.167	217	24.271	193	233												
<b>92</b>			Mirko Bortolotti							SSR Performance						theoretical best time: 1:23.357					
1	0	1:28.999	34.916	186	29.512	219	24.571	194	219	21	0	1:23.691	30.509	190	28.997	222	24.185	195	235		
2	0	1:24.278	30.809	188	29.115	219	24.354	194	235	22	0	1:23.998	30.580	189	29.198	221	24.220	196	236		
3	0	1:23.664	30.654	189	28.967	221	24.043	194	235	23	0	2:05.947	30.742	<b>190</b>	48.913	80	46.292	79	236		
4	0	1:23.438	30.540	189	28.893	221	24.005	194	235	24	0	2:42.948	58.744	80	57.823	80	46.381	79	80		
5	0	<b>1:23.392</b>	30.489	189	28.901	221	<b>24.002</b>	194	234	25	0	2:43.018	58.807	80	57.847	80	46.364	79	80		
6	0	1:23.612	30.503	189	28.981	220	24.128	194	235	26	0	1:51.891	55.482	161	31.035	160	25.374	191	80		
7	0	1:23.783	30.621	189	28.994	221	24.168	194	234	27	0	1:28.070	31.361	186	29.452	210	27.257	125	216		
8	0	1:24.703	30.658	189	29.445	220	24.600	193	234	28	0	2:14.127	42.167	164	44.003	102	47.957	194	210		
9	0	1:24.520	30.983	188	29.311	221	24.226	194	234	29	0	1:25.111	31.427	188	29.497	221	24.187	194	235		
10	0	1:24.580	30.862	188	29.339	220	24.379	194	234	30	0	1:23.750	30.603	188	29.100	221	24.047	195	235		
11	0	1:23.988	30.696	188	29.031	<b>223</b>	24.261	193	234	31	0	1:24.032	30.700	189	29.215	220	24.117	194	235		
12	0	1:24.027	30.645	188	29.080	222	24.302	194	234	32	0	1:23.703	30.659	189	29.031	221	24.013	195	235		
13	0	1:24.155	30.795	189	29.078	222	24.282	194	235	33	0	1:23.587	<b>30.465</b>	190	29.067	221	24.055	<b>196</b>	236		
14	0	1:24.117	30.526	189	29.278	220	24.313	194	235	34	0	1:23.471	30.552	189	<b>28.890</b>	223	24.029	196	236		
15	0	1:45.474	30.741	189	29.202	220	45.531	50	235	35	0	1:23.836	30.675	189	29.059	222	24.102	195	236		
16	0	2:08.626	1:12.721	183	31.091	217	24.814	194		36	0	1:24.315	30.510	190	29.581	221	24.224	195	236		
17	0	1:24.522	31.157	189	29.234	220	24.131	196	234	37	0	1:41.728	30.612	190	36.237	112	34.879	100	236		
18	0	1:25.330	31.163	183	30.058	220	24.109	195	<b>237</b>	38	0	2:10.459	47.419	110	49.186	116	33.854	193	106		
19	0	1:23.622	30.481	189	29.079	220	24.062	196	236	39	0	1:24.774	30.993	189	29.545	221	24.236	196	233		
20	0	1:23.614	30.540	189	28.971	221	24.103	196	236												
<b>94</b>			Nicki Thiim							SSR Performance						theoretical best time: 1:24.159					
1	0	1:34.780	37.862	186	31.616	216	25.302	193	225	6	0	<b>1:24.221</b>	<b>30.578</b>	188	<b>29.235</b>	219	24.408	194	235		
2	0	1:25.799	31.615	187	29.678	219	24.506	194	234	7	0	1:28.166	33.871	188	29.773	221	24.522	193	235		
3	0	1:24.806	30.917	186	29.370	220	24.519	194	<b>236</b>	8	0	1:25.090	31.037	<b>189</b>	29.608	219	24.445	194	235		
4	0	1:24.347	30.733	188	29.236	221	24.378	193	234	9	0	1:24.557	30.942	189	29.261	221	24.354	<b>194</b>	235		
5	0	1:24.336	30.645	188	29.345	<b>221</b>	<b>24.346</b>	193	235	10	0	1:48.236	30.714	188	29.659	218	47.863	50	235		



### Sector List

Lap Id	Time	SE1	SP1	SE2	SP2	SE3	SP3	TSP	Lap Id	Time	SE1	SP1	SE2	SP2	SE3	SP3	TSP		
<b>130</b>		Maro Engel								Mercedes-AMG Team WINWARD							theoretical best time: 1:23.478		
1	0	1:34.090	37.698	191	31.395	222	24.997	197	228	21	0	1:23.917	30.561	190	29.126	223	24.230	197	238
2	0	1:25.282	31.111	191	29.644	221	24.527	197	240	22	0	1:23.731	<b>30.388</b>	<b>192</b>	29.149	223	24.194	196	240
3	0	1:24.825	30.924	191	29.334	221	24.567	195	239	23	0	2:18.780	35.021	80	57.305	80	46.454	79	238
4	0	1:24.390	30.787	190	29.205	223	24.398	196	236	24	0	2:42.965	58.978	79	57.640	80	46.347	78	81
5	0	1:24.023	30.613	189	29.135	223	24.275	196	237	25	0	2:42.451	58.652	80	57.752	80	46.047	80	80
6	0	1:24.191	30.695	190	29.070	222	24.426	196	238	26	0	1:43.379	47.864	145	30.553	184	24.962	194	81
7	0	1:24.112	30.533	190	29.190	222	24.389	197	238	27	0	1:26.140	31.309	190	29.868	219	24.963	193	230
8	0	1:24.503	30.665	190	29.373	223	24.465	195	238	28	0	2:00.450	33.875	136	40.863	165	45.712	196	230
9	0	1:24.799	30.792	190	29.532	223	24.475	196	237	29	0	1:25.463	31.111	191	29.782	223	24.570	197	239
10	0	1:24.366	30.653	190	29.352	223	24.361	196	237	30	0	1:24.996	30.757	192	29.652	224	24.587	197	240
11	0	1:24.617	30.752	190	29.366	223	24.499	196	238	31	0	1:24.543	30.654	191	29.419	223	24.470	196	240
12	0	1:24.565	30.685	190	29.368	223	24.512	196	239	32	0	1:24.427	30.617	190	29.304	224	24.506	197	239
13	0	1:25.145	30.842	190	29.566	223	24.737	196	238	33	0	1:24.409	30.621	191	29.405	224	24.383	197	240
14	0	1:25.449	30.965	191	29.778	223	24.706	197	238	34	0	1:24.473	30.590	191	29.461	224	24.422	197	240
15	0	1:45.781	30.763	190	29.458	223	45.560	50	239	35	0	1:24.582	30.677	191	29.503	223	24.402	196	<b>241</b>
16	0	2:11.145	1:15.530	186	30.850	219	24.765	196		36	0	1:24.444	30.579	191	29.405	223	24.460	197	240
17	0	1:24.547	30.931	191	29.382	219	24.234	197	237	37	0	1:38.520	30.625	191	35.638	115	32.257	122	240
18	0	1:24.305	30.855	189	29.261	220	24.189	197	237	38	0	2:08.546	49.249	103	48.657	136	30.640	197	89
19	<b>0</b>	<b>1:23.606</b>	30.516	191	<b>28.985</b>	221	<b>24.105</b>	197	238	39	0	1:25.679	31.145	189	29.908	<b>225</b>	24.626	<b>198</b>	239
20	0	1:24.958	30.487	191	29.130	223	25.341	197	238										



**Top speed list  
Provisional**

#	Name (NAT)	Team	Car name	Speed	Lap	Race time
31	Sheldon van der Linde	Schubert Motorsport (DEU)	BMW M4 GT3	244.34	37	56:24.151
33	Rene Rast	Schubert Motorsport (DEU)	BMW M4 GT3	243.24	29	45:13.018
11	Marco Wittmann	Schubert Motorsport (DEU)	BMW M4 GT3	242.15	14	18:34.600
130	Maro Engel	Mercedes-AMG Team WINWARD (DEU)	Mercedes-AMG GT3	241.07	35	53:43.724
69	Thierry Vermeulen	EMIL FREY RACING (CHE)	Ferrari 296 GT3	241.07	37	56:28.867
3	Kelvin van der Linde	ABT Sportsline (DEU)	Audi R8 LMS GT3 EVO II	240.53	34	52:18.818
85	Clemens Schmid	Dörr Motorsport (DEU)	McLaren 720S GT3 Evo	239.46	6	7:19.745
4	Luca Stolz	Mercedes-AMG Team HRT (DEU)	Mercedes-AMG GT3	239.46	15	19:50.339
7	Ricardo Feller	ABT Sportsline (DEU)	Audi R8 LMS GT3 EVO II	238.93	2	1:34.206
22	Lucas Auer	Mercedes-AMG Team MANN-FILTER (DEU)	Mercedes-AMG GT3	238.93	37	56:27.145
36	Arjun Maini	Mercedes-AMG Team HRT (DEU)	Mercedes-AMG GT3	238.93	37	56:28.663
63	Christian Engelhart	Lamborghini Team TGI by GRT (AUT)	Lamborghini Huracan GT3 EVO 2	238.93	37	56:34.950
14	Jack Aitken	EMIL FREY RACING (CHE)	Ferrari 296 GT3	238.41	36	54:56.893
19	Luca Engstler	Lamborghini Team Liqui Moly by GRT (AUT)	Lamborghini Huracan GT3 EVO 2	237.88	20	28:07.531
71	Maximilian Paul	Paul Motorsport (DEU)	Lamborghini Huracan GT3 EVO 2	237.88	37	56:35.784
25	Ben Dörr	Dörr Motorsport (DEU)	McLaren 720S GT3 Evo	237.36	2	1:40.800
92	Mirko Bortolotti	SSR Performance (DEU)	Lamborghini Huracan GT3 EVO 2	237.36	18	25:04.826
90	Ayhancan Güven	Manthey EMA (DEU)	Porsche 911 GT3 R 992	236.84	2	1:40.579
94	Nicki Thiim	SSR Performance (DEU)	Lamborghini Huracan GT3 EVO 2	236.32	3	3:05.572
91	Thomas Preining	Manthey EMA (DEU)	Porsche 911 GT3 R 992	235.80	15	19:59.836