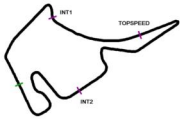


Lap Chart Provisional

Lap/Pl.	1	2	3	4	5	6	7	8	9	10	11	12	13	14	15	16	17	18	19	20	21	22	23	24	25	26	27	28
LAP 1	91	90	19	14	7	3	92	94	11	4	22	63	75	99	36	69	33	9	48	40	27	83	8	1	56	6	24	84
LAP 2	91	90	19	14	7	3	92	94	11	4	22	63	75	99	36	69	33	9	48	40	1	27	8	56	83	6	24	84
LAP 3	91	90	19	14	7	3	92	94	11	4	22	75	63	99	36	69	33	9	48	1	40	27	8	56	83	6	84	24'
LAP 4	91	90	19	14	7	3	92	94	11	4	22	75	63	99	36	69	33	9	48	1	40	27	8	56	83	6	84	24'
LAP 5	91	90	19	14	7	3	92	94	11	4	22	75	63	99	36	69	33	9	1	48	40	27	56	8	83	6	84	24'
LAP 6	91	90	19	14	7	3	92	94	11	4	22	75	63	99	36	69	33	9	1	48	40	27	56	8	83	6	84	24'
LAP 7	91	90	19	14	7	3	92	94	11	4	22	75	63	99	36	69	33	1	9	48	40	27	56	8	83	6	84	24'
LAP 8	91	90	19	14	7	3	92	94	11	4	22	75	63	99	36	69	33	1	9	48	40	27	56	8	83	6	84	24'
LAP 9	91	90	19	14	7	3	92	94	11	4	22	75	63	99	36	69	33	1	9	40	48	27	56	83	6	84	8	24'
LAP 10	91	90	19	14	7	3	92	94	11	4	22	75	63	99	36	69	33	1	9	40	48	27	56	83	6	84	8	24'
LAP 11	91	90	19	14	7	3	92	94	11	4	22	75	63	99	36	69	33	1	40	9	48	27	56	83	6	84	8	24'
LAP 12	91	90	19	3	92	94	14	22	7	75	99	36	69	11	33	1	4	63	40	9	48	27	56	83	84	6	8	24'
LAP 13	91	90	19	94	3	75	92	99	69	33	1	22	40	36	48	9	27	83	56	84	6	14	7	4	11	63	8	24'
LAP 14	91	19	90	94	99	69	33	75	1	48	27	40	83	84	9	6	14	7	92	3	4	11	36	63	22	56	8	24'
LAP 15	91	19	33	99	69	48	27	83	84	90	6	94	14	7	3	92	4	11	75	63	36	22	1	40	56	8		
LAP 16	33	48	27	83	84	91	90	6	19	7	14	3	92	4	11	75	94	69	99	63	36	22	1	40	56			
LAP 17	33	48	27	83	91	90	84	19	7	14	3	92	4	11	75	6	94	69	99	63	36	22	1	40	56			
LAP 18	33	48	83	27	91	90	19	7	14	3	92	4	11	75	69	99	63	36	94	22	1	40	56	84				
LAP 19	33	48	91	83	90	19	7	14	3	92	4	11	75	69	99	63	36	94	22	1	40	27	56	84				
LAP 20	91	48	90	19	7	14	3	92	4	11	75	69	63	99	94	36	22	33	1	40	27	56	83	84				
LAP 21	91	90	19	7	14	3	92	4	11	75	69	63	99	94	22	1	36	40	48	27	56	83	84	33				
LAP 22	91	90	19	7	14	3	92	4	11	75	69	63	99	94	22	1	40	36	48	27	56	83	84					
LAP 23	91	90	19	7	14	3	92	4	11	75	69	63	99	94	22	1	40	36	48	27	56	83	84					
LAP 24	91	90	19	7	14	3	92	4	11	75	69	63	99	94	22	1	40	36	48	27	56	83	84					
LAP 25	91	90	19	7	14	3	92	4	11	75	69	63	99	94	22	1	40	36	48	27	56	83	84					
LAP 26	91	90	19	7	14	3	92	4	11	75	69	63	99	94	22	1	40	48	27	36	83	56	84					
LAP 27	91	90	19	7	14	3	92	4	11	75	69	63	99	94	22	1	40	48	27	83	56	84	36					
LAP 28	91	90	19	7	14	3	92	4	11	75	69	63	99	94	22	1	40	48	27	83	56	84						
LAP 29	91	90	19	7	14	92	3	4	11	75	69	63	99	94	22	1	40	48	27	83	56	84						
LAP 30	91	90	19	7	14	92	3	4	11	75	69	63	99	94	1	22	40	48	27	83	56	84						
LAP 31	91	90	19	7	14	92	3	4	11	75	69	63	99	94	1	22	40	48	27	83	56	84						
LAP 32	91	90	19	7	14	92	3	4	11	75	69	63	99	94	1	22	40	48	27	83	56	84						
LAP 33	91	90	19	7	92	3	14	4	11	75	69	63	99	94	1	22	40	48	27	83	56	84						
LAP 34	91	90	19	7	92	3	14	4	11	75	69	63	99	94	1	22	40	48	27	83	56	84						
LAP 35	91	90	19	7	92	3	14	4	11	75	69	63	99	94	1	22	40	48	27	83	56	84						

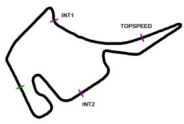


Lap Chart Provisional

Lap/Pl.	1	2	3	4	5	6	7	8	9	10	11	12	13	14	15	16	17	18	19	20	21	22	23	24	25	26	27	28
LAP 36	91	90	19	7	92	3	14	4	11	75	69	63	99	94	1	22	40	48	27	83	56	84						
LAP 37	91	90	19	7	92	3	14	4	11	75	69	63	99	94	1	22	40	48	27	83	56	84						

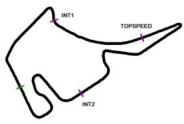
. - PIT STOP

' - LAP BEHIND



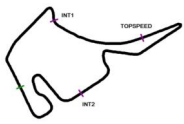
Sector List

Lap Id	Time	SE1	SP1	SE2	SP2	SE3	SP3	TSP	Lap Id	Time	SE1	SP1	SE2	SP2	SE3	SP3	TSP		
1 Sheldon van der Linde Schubert Motorsport theoretical best time: 1:39.199																			
1	0	1:51.514	29.678	153	47.467	188	34.369	202	264	20	0	1:39.916	21.758	160	45.916	190	32.242	204	267
2	0	1:42.657	22.562	159	47.065	189	33.030	201	266	21	0	1:40.461	22.174	162	46.387	192	31.900	204	260
3	0	1:41.794	22.271	156	46.790	192	32.733	203	264	22	0	1:39.519	21.730	160	45.999	192	31.790	206	265
4	0	1:40.837	22.166	155	46.413	192	32.258	202	264	23	0	1:39.466	21.666	159	45.970	192	31.830	204	264
5	0	1:39.768	21.857	159	45.983	192	31.928	203	265	24	0	1:39.558	21.733	160	45.936	191	31.889	204	264
6	0	1:40.279	21.847	158	46.302	192	32.130	203	265	25	0	1:39.611	21.698	159	45.923	192	31.990	204	266
7	0	1:40.396	22.035	158	46.350	192	32.011	202	262	26	0	1:39.766	21.784	159	45.947	194	32.035	206	266
8	0	1:40.368	21.846	157	46.498	191	32.024	202	264	27	0	1:40.106	21.773	160	46.313	192	32.020	204	264
9	0	1:39.846	21.883	159	45.967	191	31.996	202	265	28	0	1:39.895	21.700	160	46.289	191	31.906	204	264
10	0	1:39.926	21.761	159	45.981	191	32.184	203	265	29	0	1:39.733	21.720	159	46.033	192	31.980	205	266
11	0	1:40.051	21.920	159	46.030	191	32.101	202	266	30	0	1:40.538	21.814	159	46.692	191	32.032	204	267
12	0	1:40.193	21.855	158	46.160	191	32.178	203	265	31	0	1:39.807	21.866	158	45.974	192	31.967	203	266
13	0	1:40.483	21.855	158	46.298	190	32.330	202	267	32	0	1:39.789	21.841	158	46.016	191	31.932	205	265
14	0	1:45.615	21.928	158	46.295	189	37.392		266	33	0	1:40.026	21.733	159	46.235	191	32.058	205	264
15	0	2:15.056	51.281	136	49.208	185	34.567	201	255	34	0	1:40.209	21.810	158	46.258	192	32.141	205	265
16	0	1:40.359	22.225	158	46.329	190	31.805	204	264	35	0	1:40.141	21.884	158	46.068	192	32.189	204	265
17	0	1:39.587	21.740	158	46.151	191	31.696	204	265	36	0	1:40.024	21.756	159	46.296	192	31.972	204	264
18	0	1:39.626	21.884	159	45.897	192	31.845	202	265	37	0	1:39.970	21.857	158	46.109	191	32.004	204	264
19	0	1:39.670	21.930	159	45.837	192	31.903	204	266										
3 Kelvin van der Linde ABT Sportsline theoretical best time: 1:39.046																			
1	0	1:45.726	25.210	153	47.880	184	32.636	201	257	20	0	1:39.313	21.579	157	46.022	189	31.712	202	257
2	0	1:40.189	21.870	156	46.410	190	31.909	201	257	21	0	1:39.309	21.513	158	46.105	191	31.691	202	257
3	0	1:40.022	21.664	156	46.416	190	31.942	202	257	22	0	1:39.451	21.594	156	46.089	190	31.768	202	255
4	0	1:40.607	21.795	156	46.664	190	32.148	202	257	23	0	1:40.102	21.792	157	46.649	189	31.661	201	252
5	0	1:40.270	21.873	156	46.479	189	31.918	202	258	24	0	1:39.348	21.689	156	46.060	190	31.599	203	256
6	0	1:41.677	21.803	157	46.545	190	33.329	201	259	25	0	1:39.425	21.646	156	46.082	190	31.697	202	257
7	0	1:40.025	21.762	156	46.285	189	31.978	200	257	26	0	1:39.497	21.711	156	46.036	191	31.750	202	255
8	0	1:40.385	21.740	156	46.354	188	32.291	200	258	27	0	1:39.819	21.633	157	46.292	190	31.894	202	255
9	0	1:40.337	21.803	156	46.476	189	32.058	199	260	28	0	1:39.854	21.823	156	46.195	189	31.836	200	255
10	0	1:40.026	21.771	156	46.287	189	31.968	202	258	29	0	1:41.223	21.988	157	47.009	188	32.226	202	254
11	0	1:39.817	21.792	156	46.119	189	31.906	200	257	30	0	1:39.919	21.824	157	46.186	190	31.909	201	257
12	0	1:40.143	21.854	157	46.301	188	31.988	202	257	31	0	1:39.929	21.964	154	46.158	189	31.807	202	257
13	0	1:44.817	21.751	155	46.360	190	36.706		256	32	0	1:39.999	21.985	156	46.198	190	31.816	202	256
14	0	2:12.351	52.255	143	47.647	187	32.449	203	252	33	0	1:41.041	21.810	156	46.622	189	32.609	201	257
15	0	1:40.865	22.070	159	47.048	184	31.747	202	262	34	0	1:40.052	22.002	155	46.288	189	31.762	202	257
16	0	1:40.129	21.551	158	46.787	191	31.791	203	260	35	0	1:39.887	21.830	157	46.258	189	31.799	202	256
17	0	1:39.738	21.783	158	46.249	190	31.706	204	258	36	0	1:39.927	21.827	156	46.340	190	31.760	202	256
18	0	1:39.060	21.490	158	45.962	191	31.608	203	259	37	0	1:40.219	21.851	156	46.315	189	32.053	202	255
19	0	1:39.201	21.485	157	46.094	189	31.622	202	258										



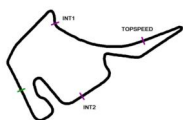
Sector List

Lap Id	Time	SE1	SP1	SE2	SP2	SE3	SP3	TSP	Lap Id	Time	SE1	SP1	SE2	SP2	SE3	SP3	TSP		
4		Luca Stolz								Mercedes-AMG Team HRT							theoretical best time: 1:39.197		
1	0	1:47.364	25.794	153	48.595	184	32.975	201	256	20	0	1:39.249	21.829	159	46.057	191	31.363	203	256
2	0	1:41.041	22.256	158	46.616	191	32.169	201	260	21	0	1:39.336	21.777	160	46.073	192	31.486	203	256
3	0	1:40.117	21.794	159	46.411	191	31.912	200	258	22	0	1:39.654	21.877	157	46.246	191	31.531	202	256
4	0	1:40.245	21.980	159	46.296	191	31.969	199	258	23	0	1:39.966	22.068	159	46.384	192	31.514	202	257
5	0	1:40.436	21.839	159	46.393	190	32.204	200	259	24	0	1:39.826	21.898	159	46.196	188	31.732	202	256
6	0	1:40.375	21.880	159	46.311	192	32.184	201	258	25	0	1:39.687	21.984	159	46.144	191	31.559	203	256
7	0	1:41.366	22.307	160	46.745	188	32.314	200	260	26	0	1:39.853	21.949	159	46.209	192	31.695	202	255
8	0	1:40.272	21.859	159	46.399	189	32.014	200	259	27	0	1:40.078	21.970	158	46.403	192	31.705	202	255
9	0	1:40.346	22.005	158	46.345	190	31.996	201	258	28	0	1:39.971	22.116	159	46.247	189	31.608	203	255
10	0	1:40.175	21.899	158	46.285	190	31.991	200	259	29	0	1:39.704	21.877	159	46.224	189	31.603	202	256
11	0	1:40.134	21.937	159	46.131	191	32.066	199	258	30	0	1:39.836	22.020	159	46.237	192	31.579	202	257
12	0	1:45.986	21.996	159	46.540	185	37.450		258	31	0	1:39.943	21.963	159	46.202	191	31.778	202	258
13	0	2:09.584	49.720	148	47.700	188	32.164	199	253	32	0	1:39.900	21.966	158	46.296	191	31.638	202	257
14	0	1:40.133	22.043	160	46.266	191	31.824	200	257	33	0	1:40.374	21.928	159	46.381	189	32.065	203	257
15	0	1:40.667	22.251	160	46.403	190	32.013	202	258	34	0	1:40.277	21.996	160	46.332	191	31.949	202	258
16	0	1:40.182	22.093	159	46.416	191	31.673	202	259	35	0	1:40.113	21.985	159	46.300	192	31.828	204	258
17	0	1:40.025	21.953	160	46.285	190	31.787	201	258	36	0	1:40.183	21.920	159	46.417	192	31.846	202	258
18	0	1:39.661	21.843	159	46.217	192	31.601	202	258	37	0	1:40.410	22.013	158	46.475	190	31.922	202	256
19	0	1:39.744	21.961	159	46.252	191	31.531	202	257										
6		Alessio Deledda								SSR Performance							theoretical best time: 1:40.637		
1	0	1:52.131	29.330	145	48.778	184	34.023	194	256	10	0	1:41.326	21.991	153	46.625	188	32.710	199	258
2	0	1:44.042	22.693	154	47.547	187	33.802	195	260	11	0	1:41.891	22.201	142	47.231	187	32.459	199	254
3	0	1:42.560	23.060	154	46.838	188	32.662	197	256	12	0	1:43.421	22.435	153	48.127	181	32.859	197	257
4	0	1:41.594	22.526	156	46.739	188	32.329	199	257	13	0	1:41.754	22.444	155	46.790	188	32.520	199	257
5	0	1:41.383	22.430	155	46.599	187	32.354	199	257	14	0	1:42.208	22.715	154	46.892	188	32.601	197	256
6	0	1:41.147	22.283	153	46.730	189	32.134	199	257	15	0	1:42.307	22.548	154	47.310	184	32.449	199	257
7	0	1:40.713	21.920	155	46.583	187	32.210	198	257	16	0	1:41.965	22.252	155	46.843	188	32.870	199	258
8	0	1:41.306	22.147	153	46.794	187	32.365	198	258	17	0	1:49.455	22.624	156	47.901	187	38.930		256
9	0	1:41.276	22.210	154	46.614	187	32.452	197	257										
7		Ricardo Feller								ABT Sportsline							theoretical best time: 1:38.773		
1	0	1:45.206	25.372	155	47.645	179	32.189	201	253	20	0	1:39.264	21.635	157	46.070	190	31.559	203	256
2	0	1:39.865	21.838	155	46.337	189	31.690	202	257	21	0	1:39.155	21.719	156	45.969	190	31.467	202	255
3	0	1:40.261	21.705	156	46.599	187	31.957	201	258	22	0	1:39.662	21.801	156	46.284	189	31.577	201	255
4	0	1:40.844	21.765	156	46.985	189	32.094	201	260	23	0	1:39.517	21.798	156	46.162	190	31.557	202	256
5	0	1:40.302	21.756	155	46.642	190	31.904	201	257	24	0	1:39.522	21.776	156	46.177	191	31.569	201	255
6	0	1:41.285	21.818	156	46.739	186	32.728	201	258	25	0	1:39.464	21.739	157	46.187	190	31.538	203	255
7	0	1:40.043	21.781	156	46.364	190	31.898	199	256	26	0	1:39.671	21.896	156	46.178	190	31.597	202	255
8	0	1:40.554	21.738	155	46.803	189	32.013	201	259	27	0	1:39.901	21.957	156	46.335	191	31.609	203	255
9	0	1:40.287	22.052	156	46.327	190	31.908	199	257	28	0	1:39.720	21.822	156	46.236	190	31.662	199	255
10	0	1:39.890	21.789	157	46.291	188	31.810	200	257	29	0	1:39.899	21.896	156	46.186	189	31.817	201	256
11	0	1:39.800	21.842	157	46.239	189	31.719	200	257	30	0	1:39.848	21.804	156	46.332	189	31.712	201	257
12	0	1:45.237	21.791	156	46.362	190	37.084		257	31	0	1:40.079	21.956	156	46.235	187	31.888	201	257
13	0	2:10.009	50.150	144	47.880	187	31.979	202	251	32	0	1:40.045	21.927	156	46.246	189	31.872	201	257
14	0	1:42.399	22.169	156	47.231	185	32.999	200	258	33	0	1:40.349	22.087	156	46.367	188	31.895	202	257
15	0	1:40.227	21.690	156	46.278	189	32.259	202	258	34	0	1:40.335	22.022	156	46.386	189	31.927	201	257
16	0	1:39.913	22.174	156	46.345	190	31.394	202	257	35	0	1:40.168	21.932	156	46.297	189	31.939	201	256
17	0	1:39.175	21.600	156	46.063	191	31.512	201	257	36	0	1:39.988	21.939	154	46.428	189	31.621	202	256
18	0	1:38.944	21.506	158	46.140	191	31.298	202	257	37	0	1:40.229	21.835	155	46.382	190	32.012	200	255
19	0	1:39.268	21.818	156	46.013	191	31.437	201	255										



Sector List

Lap Id	Time	SE1	SP1	SE2	SP2	SE3	SP3	TSP	Lap Id	Time	SE1	SP1	SE2	SP2	SE3	SP3	TSP		
8			Luca Engstler					Liqui Moly Team Engstler			theoretical best time: 1:40.205								
1	0	1:51.370	28.107	145	48.724	185	34.539	198	260	9	0	2:02.742	21.913	154	46.576	188	54.253	257	
2	0	1:43.266	22.434	154	47.447	186	33.385	199	259	10	0	19:11.481	17:48.894	120	49.971	185	32.616	197	244
3	0	1:42.785	22.572	152	46.968	185	33.245	198	260	11	0	1:42.340	22.255	153	46.991	184	33.094	199	251
4	0	1:41.184	21.987	154	46.971	184	32.226	202	257	12	0	1:40.805	22.091	153	46.798	188	31.916	201	252
5	0	1:41.779	21.825	155	47.518	186	32.436	201	258	13	0	1:40.323	21.922	153	46.587	187	31.814	199	252
6	0	1:40.920	21.868	154	46.770	189	32.282	202	257	14	0	1:40.658	22.081	154	46.612	189	31.965	201	253
7	0	1:40.476	21.826	154	46.607	189	32.043	202	256	15	0	1:51.541	22.061	154	46.576	188	42.904		254
8	0	1:40.396	21.815	154	46.637	189	31.944	201	257										
9			Tim Heinemann					Toksport WRT			theoretical best time: 1:40.080								
1	0	1:50.023	27.507	154	48.836	183	33.680	198	252	8	0	1:40.708	21.986	155	46.516	189	32.206	200	258
2	0	1:43.167	22.298	148	48.190	185	32.679	200	262	9	0	1:40.746	22.056	156	46.583	189	32.107	197	258
3	0	1:41.956	22.399	155	47.115	186	32.442	200	260	10	0	1:40.943	22.130	155	46.611	189	32.202	200	258
4	0	1:40.514	22.081	156	46.452	189	31.981	201	256	11	0	1:41.692	22.644	153	46.830	187	32.218	199	257
5	0	1:40.286	21.787	158	46.312	189	32.187	200	257	12	0	1:41.172	22.168	155	46.773	187	32.231	199	257
6	0	1:40.562	21.891	156	46.523	189	32.148	199	256	13	0	1:41.798	22.102	155	47.135	186	32.561	199	259
7	0	1:41.346	21.983	156	47.027	187	32.336	199	257	14	0	1:50.815	22.294	156	47.383	188	41.138		258
11			Marco Wittmann					Project 1			theoretical best time: 1:39.371								
1	0	1:47.017	26.118	154	48.086	185	32.813	200	261	20	0	1:39.485	21.690	160	46.072	194	31.723	205	262
2	0	1:40.893	22.301	157	46.572	190	32.020	203	260	21	0	1:39.371	21.637	159	46.043	192	31.691	204	262
3	0	1:40.237	21.822	157	46.440	191	31.975	202	260	22	0	1:39.748	21.716	159	46.260	192	31.772	204	261
4	0	1:40.179	21.750	158	46.369	190	32.060	204	261	23	0	1:39.770	21.704	158	46.297	192	31.769	204	263
5	0	1:40.408	21.822	158	46.469	191	32.117	204	260	24	0	1:39.723	21.813	158	46.114	193	31.796	204	262
6	0	1:40.607	21.801	158	46.373	190	32.433	202	262	25	0	1:39.838	21.824	158	46.239	192	31.775	204	262
7	0	1:41.128	22.228	159	46.692	191	32.208	202	263	26	0	1:39.805	21.775	159	46.179	192	31.851	205	260
8	0	1:40.337	21.902	157	46.397	192	32.038	203	262	27	0	1:40.082	21.799	159	46.301	192	31.982	205	261
9	0	1:40.195	21.781	158	46.354	191	32.060	204	262	28	0	1:40.032	21.804	159	46.296	191	31.932	204	260
10	0	1:40.266	21.775	157	46.355	190	32.136	203	261	29	0	1:40.033	21.836	158	46.317	192	31.880	203	261
11	0	1:40.172	21.839	158	46.233	191	32.100	203	262	30	0	1:40.013	21.841	159	46.223	193	31.949	203	262
12	0	1:45.444	21.897	157	46.587	190	36.960		261	31	0	1:39.997	21.834	157	46.223	191	31.940	204	263
13	0	2:12.082	51.996	143	47.784	185	32.302	203	254	32	0	1:40.391	21.971	157	46.452	192	31.968	204	260
14	0	1:39.951	21.806	159	46.246	190	31.899	203	262	33	0	1:40.751	21.859	158	46.690	191	32.202	204	260
15	0	1:40.001	21.794	157	46.335	191	31.872	205	262	34	0	1:40.566	21.890	158	46.559	192	32.117	204	261
16	0	1:40.115	21.776	159	46.463	192	31.876	204	263	35	0	1:40.783	22.065	159	46.616	192	32.102	203	261
17	0	1:39.804	21.713	159	46.247	192	31.844	203	264	36	0	1:40.613	22.045	157	46.584	192	31.984	204	260
18	0	1:39.916	21.866	160	46.252	192	31.798	204	263	37	0	1:40.453	21.874	156	46.454	192	32.125	203	259
19	0	1:39.802	21.642	160	46.457	193	31.703	205	262										

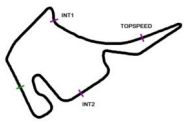


Sector List

Lap Id	Time	SE1	SP1	SE2	SP2	SE3	SP3	TSP	Lap Id	Time	SE1	SP1	SE2	SP2	SE3	SP3	TSP
--------	------	-----	-----	-----	-----	-----	-----	-----	--------	------	-----	-----	-----	-----	-----	-----	-----

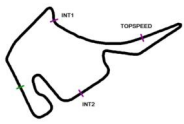
14 Jack Aitken EMIL FREY RACING theoretical best time: 1:38.910																	
1	1	1:44.446	24.992	156	47.415	189	32.039	200 257	20	1	1:39.293	21.670	156	46.241	192	31.382	202 256
2	1	1:40.185	22.007	156	46.473	190	31.705	202 255	21	1	1:39.359	21.774	157	46.169	192	31.416	202 256
3	1	1:40.413	21.802	157	46.661	191	31.950	200 255	22	1	1:39.630	21.596	156	46.338	190	31.696	199 255
4	1	1:40.752	21.871	156	47.048	189	31.833	200 257	23	1	1:39.379	21.720	157	46.298	190	31.361	201 255
5	1	1:40.296	21.780	156	46.613	190	31.903	200 255	24	1	1:39.549	21.770	156	46.328	190	31.451	202 255
6	1	1:40.943	21.816	156	47.159	184	31.968	201 257	25	1	1:39.505	21.687	157	46.280	190	31.538	201 256
7	1	1:40.508	21.734	156	46.835	189	31.939	200 254	26	1	1:39.527	21.659	156	46.327	190	31.541	202 255
8	1	1:40.410	21.740	155	46.873	188	31.797	198 255	27	1	1:40.073	21.819	156	46.609	190	31.645	202 255
9	1	1:39.915	21.787	156	46.488	190	31.640	200 255	28	1	1:39.712	21.785	156	46.387	189	31.540	201 255
10	1	1:39.957	21.784	157	46.493	187	31.680	199 255	29	1	1:40.015	21.840	156	46.423	191	31.752	200 255
11	1	1:39.758	21.746	156	46.538	191	31.474	200 254	30	1	1:39.895	21.821	156	46.491	190	31.583	200 257
12	1	1:45.530	21.871	156	46.562	189	37.097	254	31	1	1:39.943	21.758	156	46.390	189	31.795	201 257
13	1	2:10.139	50.109	144	48.042	187	31.988	199 250	32	1	1:40.252	21.676	155	46.510	189	32.066	201 257
14	1	1:42.152	22.171	157	47.351	189	32.630	199 256	33	1	1:43.203	21.842	156	47.502	181	33.859	199 257
15	1	1:40.652	21.675	156	46.580	190	32.397	201 255	34	1	1:40.853	22.308	156	46.638	190	31.907	200 258
16	1	1:40.847	22.216	145	47.040	188	31.591	202 254	35	1	1:40.082	21.735	155	46.649	189	31.698	201 257
17	1	1:39.547	21.830	157	46.346	189	31.371	202 256	36	1	1:40.235	21.802	156	46.676	188	31.757	201 257
18	1	1:38.910	21.531	157	46.095	191	31.284	202 257	37	1	1:40.184	21.754	156	46.467	188	31.963	196 254
19	1	1:39.291	21.592	156	46.268	191	31.431	202 256									

19 Christian Engelhart GRT Grasser-Racing-Team theoretical best time: 1:38.773																	
1	0	1:43.839	24.752	153	47.045	186	32.042	202 255	20	0	1:38.955	21.436	158	46.046	191	31.473	202 257
2	0	1:40.261	21.957	156	46.541	188	31.763	201 257	21	0	1:39.028	21.543	156	45.963	191	31.522	203 256
3	0	1:40.177	21.894	156	46.564	189	31.719	202 255	22	0	1:39.301	21.663	158	46.067	190	31.571	202 257
4	0	1:40.260	21.796	155	46.497	187	31.967	201 256	23	0	1:39.167	21.622	157	46.037	190	31.508	203 257
5	0	1:40.550	22.003	156	46.590	188	31.957	202 255	24	0	1:39.015	21.570	158	45.980	190	31.465	203 257
6	0	1:39.991	21.837	157	46.443	188	31.711	201 257	25	0	1:39.250	21.745	158	46.001	191	31.504	203 257
7	0	1:39.984	21.873	157	46.392	189	31.719	202 257	26	0	1:39.332	21.696	157	46.134	191	31.502	202 256
8	0	1:40.133	21.881	156	46.400	188	31.852	201 257	27	0	1:39.602	21.749	158	46.213	191	31.640	202 256
9	0	1:39.751	21.741	158	46.202	190	31.808	201 258	28	0	1:39.411	21.644	158	46.102	190	31.665	202 255
10	0	1:39.776	21.729	157	46.264	188	31.783	201 258	29	0	1:39.359	21.743	157	45.966	191	31.650	201 257
11	0	1:39.861	21.749	157	46.324	188	31.788	202 258	30	0	1:39.266	21.712	158	46.085	191	31.469	202 257
12	0	1:40.144	21.835	158	46.456	187	31.853	201 257	31	0	1:39.306	21.714	157	45.912	190	31.680	203 258
13	0	1:39.928	21.733	158	46.352	189	31.843	201 258	32	0	1:39.815	21.796	158	46.142	190	31.877	202 258
14	0	1:40.220	21.862	157	46.358	188	32.000	201 258	33	0	1:39.613	21.765	158	46.195	190	31.653	202 257
15	0	1:45.172	21.766	156	46.378	189	37.028	258	34	0	1:39.727	21.908	158	46.110	190	31.709	202 258
16	0	2:12.815	52.979	145	47.737	184	32.099	202 252	35	0	1:39.507	21.638	157	46.125	190	31.744	201 257
17	0	1:39.558	21.795	158	46.290	190	31.473	204 258	36	0	1:39.789	21.891	156	46.245	191	31.653	202 257
18	0	1:39.101	21.522	158	46.154	191	31.425	202 258	37	0	1:40.232	21.934	157	46.201	189	32.097	198 256
19	0	1:39.409	21.752	158	46.054	188	31.603	202 257									



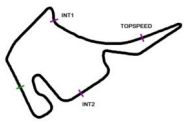
Sector List

Lap Id	Time	SE1	SP1	SE2	SP2	SE3	SP3	TSP	Lap Id	Time	SE1	SP1	SE2	SP2	SE3	SP3	TSP		
22		Lucas Auer								Mercedes-AMG Team WINWARD							theoretical best time: 1:39.268		
1	0	1:47.756	26.520	151	47.932	185	33.304	201	259	20	0	1:40.462	21.815	159	46.113	190	32.534	198	258
2	0	1:41.147	22.310	157	46.604	188	32.233	201	257	21	0	1:40.069	22.197	156	46.190	191	31.682	202	255
3	0	1:40.169	21.941	157	46.260	190	31.968	202	257	22	0	1:39.572	21.828	158	46.262	190	31.482	202	257
4	0	1:40.374	21.926	158	46.351	189	32.097	203	258	23	0	1:39.268	21.752	158	46.041	192	31.475	202	257
5	0	1:40.557	21.815	159	46.716	189	32.026	201	258	24	0	1:39.561	21.806	159	46.101	190	31.654	202	257
6	0	1:40.185	21.907	158	46.257	190	32.021	201	258	25	0	1:39.746	21.842	158	46.158	190	31.746	201	258
7	0	1:41.099	22.087	158	46.655	188	32.357	200	258	26	0	1:39.920	21.889	158	46.200	190	31.831	202	258
8	0	1:40.427	22.023	158	46.398	190	32.006	201	259	27	0	1:39.964	21.872	158	46.331	190	31.761	202	256
9	0	1:40.374	22.048	158	46.346	189	31.980	201	260	28	0	1:39.843	22.013	159	46.163	191	31.667	203	257
10	0	1:40.464	22.077	158	46.345	190	32.042	201	259	29	0	1:39.780	21.816	159	46.209	191	31.755	200	257
11	0	1:40.672	22.191	157	46.572	189	31.909	201	258	30	0	1:41.737	22.141	158	47.151	185	32.445	201	260
12	0	1:40.324	21.999	158	46.431	188	31.894	200	257	31	0	1:40.202	22.285	161	46.180	191	31.737	202	260
13	0	1:45.255	21.982	158	46.443	190	36.830		257	32	0	1:39.974	22.000	158	46.205	190	31.769	201	258
14	0	2:15.477	53.620	148	48.575	181	33.282	199	256	33	0	1:40.231	21.967	159	46.272	189	31.992	201	258
15	0	1:41.362	22.506	159	46.918	188	31.938	201	259	34	0	1:40.384	22.010	158	46.466	191	31.908	201	259
16	0	1:40.201	22.082	159	46.281	189	31.838	201	258	35	0	1:40.207	22.050	159	46.291	190	31.866	201	258
17	0	1:40.208	21.938	160	46.345	191	31.925	201	260	36	0	1:39.978	21.990	158	46.297	191	31.691	202	257
18	0	1:41.195	21.970	160	46.945	191	32.280	195	260	37	0	1:40.524	22.037	159	46.392	188	32.095	200	257
19	0	1:39.934	22.105	158	46.158	190	31.671	202	258										
24		Ayhancan Güven								Team75 Motorsport							theoretical best time: 1:39.139		
1	0	1:53.229	28.017	146	50.817	186	34.395	197	227	8	0	1:39.915	21.692	156	46.144	189	32.079	201	256
2	0	1:49.059	22.484	156	47.542	190	39.033		260	9	0	1:39.987	21.891	155	46.477	191	31.619	201	255
3	0	29:17.264	27:56.586	142	48.207	185	32.471	197	250	10	0	1:39.319	21.657	156	46.138	189	31.524	201	255
4	0	1:40.680	22.150	152	46.672	189	31.858	199	253	11	0	1:39.808	21.791	156	46.306	190	31.711	201	254
5	0	1:40.134	22.074	157	46.321	190	31.739	201	254	12	0	1:39.720	21.907	157	46.270	189	31.543	201	254
6	0	1:39.731	21.926	156	46.319	189	31.486	201	255	13	0	1:39.236	21.697	159	46.069	189	31.470	201	256
7	0	1:39.383	21.822	157	46.148	190	31.413	201	255	14	0	1:46.727	22.484	158	46.830	189	37.413		257
27		David Schumacher								Mercedes-AMG Team WINWARD							theoretical best time: 1:38.903		
1	0	1:50.865	28.035	145	48.533	185	34.297	200	259	20	0	1:39.897	22.153	160	46.268	191	31.476	201	255
2	0	1:43.489	22.702	154	47.616	182	33.171	201	257	21	0	1:39.411	21.944	159	46.049	192	31.418	203	255
3	0	1:42.153	22.572	152	46.770	189	32.811	200	258	22	0	1:39.476	21.739	159	46.122	190	31.615	202	257
4	0	1:41.151	22.228	158	46.848	190	32.075	202	259	23	0	1:39.277	21.751	158	46.081	192	31.445	203	257
5	0	1:40.425	21.967	156	46.467	188	31.991	201	258	24	0	1:39.417	21.886	157	45.955	192	31.576	203	258
6	0	1:40.381	21.913	157	46.493	188	31.975	202	258	25	0	1:39.886	22.127	158	46.183	192	31.576	202	258
7	0	1:40.833	22.014	157	46.524	186	32.295	201	258	26	0	1:39.704	21.692	159	46.264	191	31.748	204	257
8	0	1:40.827	22.130	157	46.500	189	32.197	201	258	27	0	1:39.163	21.606	158	46.198	192	31.359	203	256
9	0	1:41.064	22.119	158	46.647	187	32.298	200	260	28	0	1:39.566	21.809	159	46.307	191	31.450	203	255
10	0	1:40.565	22.079	157	46.490	192	31.996	201	255	29	0	1:39.176	21.725	159	46.109	191	31.342	203	257
11	0	1:40.989	22.213	158	46.606	189	32.170	200	257	30	0	1:39.754	21.940	158	46.210	192	31.604	202	259
12	0	1:41.032	22.096	156	46.676	188	32.260	201	258	31	0	1:40.106	21.907	158	46.206	191	31.993	202	260
13	0	1:41.489	22.126	156	46.909	190	32.454	199	259	32	0	1:39.724	21.789	159	46.320	192	31.615	202	259
14	0	1:40.854	22.290	157	46.448	190	32.116	201	258	33	0	1:39.844	21.885	159	46.216	192	31.743	202	259
15	0	1:40.440	22.037	158	46.472	190	31.931	201	257	34	0	1:39.901	21.818	159	46.244	190	31.839	201	261
16	0	1:40.024	21.933	159	46.337	191	31.754	201	257	35	0	1:40.307	21.840	158	46.275	190	32.192	201	261
17	0	1:40.644	21.981	158	46.620	190	32.043	200	257	36	0	1:40.177	21.945	158	46.336	191	31.896	202	259
18	0	1:45.539	22.102	159	46.478	190	36.959		258	37	0	1:40.201	21.834	159	46.229	191	32.138	202	259
19	0	2:12.369	51.871	135	48.252	186	32.246	199	247										



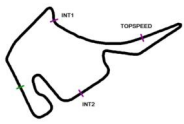
Sector List

Lap Id	Time	SE1	SP1	SE2	SP2	SE3	SP3	TSP	Lap Id	Time	SE1	SP1	SE2	SP2	SE3	SP3	TSP		
33		Rene Rast								Schubert Motorsport							theoretical best time: 1:39.818		
1	0	1:49.801	27.010	151	49.072	186	33.719	201	258	12	0	1:40.464	21.893	157	46.434	188	32.137	203	263
2	0	1:42.994	22.335	154	48.169	187	32.490	201	262	13	0	1:40.561	21.906	158	46.431	191	32.224	203	264
3	0	1:40.582	21.854	158	46.418	187	32.310	203	260	14	0	1:40.407	21.980	157	46.320	191	32.107	202	262
4	0	1:40.482	22.062	157	46.396	191	32.024	203	261	15	0	1:40.281	21.903	156	46.385	191	31.993	204	262
5	0	1:40.536	22.001	157	46.500	190	32.035	204	260	16	0	1:40.091	21.882	157	46.386	191	31.823	204	262
6	0	1:40.279	21.764	157	46.445	190	32.070	201	261	17	0	1:40.038	21.874	157	46.231	188	31.933	203	262
7	0	1:40.252	21.846	157	46.424	190	31.982	204	262	18	0	1:40.577	21.952	157	46.498	189	32.127	203	262
8	0	1:40.249	21.809	157	46.333	190	32.107	203	263	19	0	1:46.049	22.067	157	46.877	188	37.105	203	261
9	0	1:40.175	21.804	158	46.400	191	31.971	205	263	20	0	2:12.837	49.884	149	47.770	187	35.183	195	257
10	0	1:40.521	21.931	158	46.468	190	32.122	204	264	21	0	2:40.250	35.995	115	1:01.616	143	1:02.639		148
11	0	1:40.658	22.008	158	46.476	191	32.174	204	264										
36		Arjun Maini								Mercedes-AMG Team HRT							theoretical best time: 1:39.737		
1	0	1:49.048	26.818	149	48.854	185	33.376	200	255	15	0	1:41.990	22.380	159	47.405	187	32.205	199	254
2	0	1:41.699	22.339	159	46.961	187	32.399	201	259	16	0	1:40.447	22.103	157	46.374	190	31.970	201	257
3	0	1:40.444	21.996	158	46.403	189	32.045	199	257	17	0	1:40.334	21.964	157	46.396	190	31.974	200	257
4	0	1:40.161	21.938	157	46.332	190	31.891	201	257	18	0	1:40.290	21.878	158	46.538	189	31.874	201	258
5	0	1:40.323	21.816	157	46.450	190	32.057	201	257	19	0	1:39.924	21.757	158	46.313	191	31.854	202	256
6	0	1:40.695	22.108	159	46.545	191	32.042	200	258	20	0	1:41.480	21.759	159	46.235	191	33.486	199	257
7	0	1:40.550	21.926	157	46.582	190	32.042	201	257	21	0	1:41.948	22.488	149	47.264	188	32.196	201	258
8	0	1:40.743	22.125	158	46.546	190	32.072	200	258	22	0	1:40.966	22.293	157	46.661	190	32.012	201	257
9	0	1:40.533	21.961	158	46.417	189	32.155	199	258	23	0	1:40.497	22.172	157	46.411	190	31.914	199	256
10	0	1:40.763	21.971	157	46.539	189	32.253	199	257	24	0	1:40.170	22.039	156	46.379	190	31.752	201	256
11	0	1:40.385	22.077	157	46.298	190	32.010	200	257	25	0	1:40.020	21.912	156	46.363	190	31.745	201	256
12	0	1:40.445	21.904	159	46.417	189	32.124	200	257	26	0	1:41.891	22.005	157	47.122	188	32.764	201	241
13	0	1:45.530	21.953	158	46.443	189	37.134		257	27	0	1:50.038	22.069	157	46.526	190	41.443		256
14	0	2:11.694	50.802	139	48.343	187	32.549	199	255										
40		Mattia Drudi								Tresor Orange 1							theoretical best time: 1:39.297		
1	1	1:50.559	27.346	153	48.995	182	34.218	199	256	20	1	1:39.545	21.645	156	46.257	190	31.643	201	257
2	1	1:43.362	22.434	155	48.003	184	32.925	197	258	21	1	1:40.727	21.732	157	46.836	186	32.159	199	259
3	1	1:42.383	22.181	155	47.135	183	33.067	200	256	22	1	1:39.758	21.956	155	46.229	191	31.573	201	257
4	1	1:40.839	22.185	155	46.785	188	31.869	202	257	23	1	1:39.411	21.593	156	46.343	191	31.475	201	256
5	1	1:40.462	21.976	155	46.586	187	31.900	201	257	24	1	1:39.550	21.731	157	46.245	190	31.574	201	255
6	1	1:40.433	21.913	155	46.623	189	31.897	199	258	25	1	1:39.605	21.679	156	46.381	191	31.545	201	256
7	1	1:40.637	21.965	156	46.571	190	32.101	201	258	26	1	1:39.604	21.611	157	46.283	191	31.710	201	255
8	1	1:41.065	21.898	153	46.956	189	32.211	198	255	27	1	1:39.741	21.603	156	46.368	190	31.770	201	255
9	1	1:40.282	21.957	156	46.573	189	31.752	199	260	28	1	1:39.695	21.661	156	46.345	191	31.689	201	255
10	1	1:40.467	21.775	155	46.642	186	32.050	200	258	29	1	1:39.819	21.672	155	46.359	191	31.788	201	257
11	1	1:40.420	22.156	155	46.440	190	31.824	199	255	30	1	1:40.594	21.813	156	46.730	189	32.051	199	259
12	1	1:40.205	21.839	154	46.565	189	31.801	199	255	31	1	1:40.577	21.854	155	46.816	186	31.907	201	259
13	1	1:40.165	21.858	156	46.557	189	31.750	200	255	32	1	1:39.965	21.739	156	46.430	191	31.796	201	258
14	1	1:45.619	21.828	155	46.665	189	37.126		257	33	1	1:40.173	21.752	156	46.433	190	31.988	200	257
15	1	2:13.342	52.716	147	48.111	184	32.515	200	248	34	1	1:40.203	21.695	156	46.613	189	31.895	201	260
16	1	1:40.366	21.985	156	46.602	187	31.779	198	256	35	1	1:40.478	21.809	157	46.606	190	32.063	202	259
17	1	1:39.590	21.716	156	46.371	190	31.503	202	256	36	1	1:40.041	21.684	155	46.566	189	31.791	202	257
18	1	1:39.612	21.739	156	46.302	191	31.571	200	257	37	1	1:40.448	21.892	155	46.474	190	32.082	200	257
19	1	1:39.537	21.646	156	46.271	190	31.620	200	256										



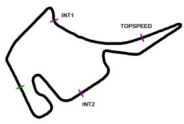
Sector List

Lap Id	Time	SE1	SP1	SE2	SP2	SE3	SP3	TSP	Lap Id	Time	SE1	SP1	SE2	SP2	SE3	SP3	TSP		
48		Maro Engel								Mercedes-AMG Team MANN-FILTER							theoretical best time: 1:39.030		
1	0	1:50.316	27.672	155	48.755	185	33.889	198	262	20	0	1:45.802	22.047	158	46.511	189	37.244	257	
2	0	1:43.229	22.313	157	48.194	187	32.722	200	260	21	0	2:10.097	50.214	144	47.623	188	32.260	201	250
3	0	1:42.113	22.214	158	47.312	184	32.587	198	259	22	0	1:39.928	22.022	159	46.112	190	31.794	201	257
4	0	1:40.735	22.067	157	46.500	189	32.168	200	258	23	0	1:39.330	21.627	159	46.056	191	31.647	201	257
5	0	1:40.773	21.929	156	46.781	188	32.063	201	258	24	0	1:39.219	21.692	159	45.925	191	31.602	202	258
6	0	1:40.466	22.004	156	46.564	189	31.898	201	258	25	0	1:39.462	21.677	159	46.058	191	31.727	201	258
7	0	1:40.761	22.017	157	46.455	190	32.289	199	260	26	0	1:39.332	21.703	158	46.151	191	31.478	202	257
8	0	1:40.961	22.313	160	46.456	190	32.192	200	258	27	0	1:39.552	21.686	159	46.093	191	31.773	201	256
9	0	1:41.368	22.144	156	47.162	188	32.062	199	258	28	0	1:39.596	21.821	158	46.058	191	31.717	201	255
10	0	1:40.682	21.979	158	46.406	188	32.297	199	259	29	0	1:39.583	21.799	159	46.100	191	31.684	200	257
11	0	1:41.057	22.187	157	46.640	188	32.230	198	258	30	0	1:39.832	21.804	158	46.183	190	31.845	201	258
12	0	1:41.083	22.090	158	46.721	188	32.272	200	258	31	0	1:39.772	21.870	159	46.128	190	31.774	202	260
13	0	1:40.469	21.934	158	46.356	189	32.179	199	260	32	0	1:39.838	21.920	158	46.185	191	31.733	202	259
14	0	1:40.678	22.014	158	46.511	186	32.153	200	257	33	0	1:39.830	21.791	159	46.216	190	31.823	203	260
15	0	1:40.765	22.072	158	46.556	188	32.137	199	257	34	0	1:40.074	21.866	159	46.358	190	31.850	202	260
16	0	1:40.524	22.026	158	46.506	187	31.992	201	258	35	0	1:40.399	21.888	159	46.287	189	32.224	200	259
17	0	1:40.413	22.061	158	46.384	189	31.968	200	258	36	0	1:40.159	21.856	159	46.290	189	32.013	201	260
18	0	1:40.578	21.956	158	46.564	188	32.058	199	258	37	0	1:40.178	21.871	159	46.269	189	32.038	202	260
19	0	1:40.755	22.137	157	46.537	188	32.081	201	256										
56		Sandro Holzem								Project 1							theoretical best time: 1:39.835		
1	0	1:51.758	28.774	159	48.951	178	34.033	202	262	20	0	1:40.538	21.908	158	46.539	191	32.091	204	260
2	0	1:43.270	22.583	152	47.219	190	33.468	199	264	21	0	1:40.096	21.810	158	46.359	192	31.927	203	260
3	0	1:42.703	22.398	151	46.970	191	33.335	201	264	22	0	1:40.099	21.874	158	46.456	191	31.769	204	260
4	0	1:41.267	21.995	158	46.920	192	32.352	204	262	23	0	1:40.205	21.876	157	46.530	193	31.799	205	260
5	0	1:40.661	21.774	156	46.814	192	32.073	205	264	24	0	1:40.389	21.958	157	46.398	192	32.033	202	261
6	0	1:40.636	21.892	158	46.668	191	32.076	204	262	25	0	1:40.326	21.950	157	46.496	191	31.880	204	260
7	0	1:40.310	21.707	159	46.433	192	32.170	203	262	26	0	1:41.424	21.815	157	47.309	188	32.300	203	260
8	0	1:40.308	21.785	158	46.423	192	32.100	204	264	27	0	1:40.491	21.906	156	46.624	193	31.961	203	260
9	0	1:40.676	21.996	156	46.530	190	32.150	204	263	28	0	1:41.122	21.930	155	47.070	188	32.122	204	259
10	0	1:40.801	21.938	158	46.726	191	32.137	204	263	29	0	1:40.411	21.861	157	46.558	189	31.992	203	261
11	0	1:40.966	21.936	157	46.619	190	32.411	202	264	30	0	1:41.483	22.078	156	47.087	189	32.318	202	261
12	0	1:41.087	21.964	157	46.750	189	32.373	201	264	31	0	1:41.319	22.156	154	46.792	190	32.371	202	261
13	0	1:46.433	22.104	158	46.794	188	37.535	265		32	0	1:41.013	22.040	157	46.862	190	32.111	204	261
14	0	2:14.325	53.858	147	47.775	187	32.692	203	254	33	0	1:41.290	21.976	157	46.970	190	32.344	203	262
15	0	1:41.032	22.122	158	46.832	190	32.078	204	261	34	0	1:41.076	22.108	155	46.731	191	32.237	203	261
16	0	1:40.844	21.813	159	46.628	191	32.403	202	262	35	0	1:41.044	22.005	156	46.897	190	32.142	204	261
17	0	1:40.152	21.868	158	46.400	191	31.884	203	262	36	0	1:41.506	22.115	156	46.911	189	32.480	202	261
18	0	1:40.321	21.940	158	46.547	192	31.834	204	261	37	0	1:41.108	22.018	157	46.608	192	32.482	202	262
19	0	1:40.629	22.002	159	46.542	192	32.085	204	260										



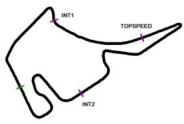
Sector List

Lap Id	Time	SE1	SP1	SE2	SP2	SE3	SP3	TSP	Lap Id	Time	SE1	SP1	SE2	SP2	SE3	SP3	TSP			
63		Clemens Schmid								GRT Grasser-Racing-Team							theoretical best time: 1:39.285			
1	0	1:48.021	26.367	154	48.205	187	33.449	199	258	20	0	1:40.524	21.838	158	46.309	191	32.377	201	257	
2	0	1:41.404	22.438	157	46.686	190	32.280	199	259	21	0	1:39.566	21.787	157	46.305	191	31.474	202	255	
3	0	1:40.703	21.866	157	46.879	190	31.958	200	258	22	0	1:39.479	21.668	156	46.207	191	31.604	201	255	
4	0	1:40.169	21.866	157	46.284	190	32.019	201	257	23	0	1:39.563	21.708	155	46.249	191	31.606	201	255	
5	0	1:40.787	21.791	157	46.377	190	32.619	199	258	24	0	1:39.321	21.701	156	46.210	191	31.410	201	255	
6	0	1:40.137	21.893	156	46.345	190	31.899	201	259	25	0	1:39.424	21.671	156	46.212	191	31.541	198	257	
7	0	1:40.856	21.836	157	46.610	190	32.410	200	258	26	0	1:39.517	21.844	157	46.239	191	31.434	202	255	
8	0	1:40.653	22.121	156	46.487	189	32.045	199	260	27	0	1:39.696	21.740	156	46.404	190	31.552	201	255	
9	0	1:40.312	21.855	157	46.407	190	32.050	201	258	28	0	1:39.502	21.689	156	46.337	192	31.476	202	255	
10	0	1:40.633	21.885	157	46.878	188	31.870	201	259	29	0	1:40.143	21.874	157	46.316	191	31.953	187	256	
11	0	1:40.524	21.804	157	46.516	187	32.204	200	258	30	0	1:40.516	22.271	156	46.467	191	31.778	200	257	
12	0	1:45.674	21.948	157	46.334	190	37.392		258	31	0	1:39.688	21.798	156	46.293	190	31.597	203	257	
13	0	2:12.058	52.068	141	47.839	187	32.151	200	252	32	0	1:39.927	21.869	156	46.414	190	31.644	202	257	
14	0	1:41.535	22.139	157	46.970	190	32.426	200	258	33	0	1:40.375	21.978	156	46.423	189	31.974	200	257	
15	0	1:40.432	22.169	159	46.647	189	31.616	202	262	34	0	1:40.160	21.921	156	46.545	190	31.694	202	258	
16	0	1:40.935	21.671	156	46.428	189	32.836	201	258	35	0	1:40.256	22.039	155	46.390	189	31.827	202	256	
17	0	1:40.300	21.864	156	46.480	189	31.956	201	258	36	0	1:40.432	21.898	157	46.753	188	31.781	202	256	
18	0	1:40.153	22.002	156	46.453	190	31.698	201	258	37	0	1:40.415	21.958	157	46.422	189	32.035	201	256	
19	0	1:39.800	21.727	157	46.392	190	31.681	201	255											
69		Thierry Vermeulen								EMIL FREY RACING							theoretical best time: 1:38.934			
1	1	1:49.323	27.335	151	48.436	185	33.552	199	258	20	1	1:39.007	21.676	158	46.005	193	31.326	202	258	
2	1	1:41.714	22.350	158	46.804	189	32.560	201	259	21	1	1:39.094	21.700	158	46.043	192	31.351	202	257	
3	1	1:40.625	22.001	155	46.637	189	31.987	202	258	22	1	1:39.278	21.653	158	46.171	192	31.454	202	258	
4	1	1:40.163	21.934	156	46.459	191	31.770	202	258	23	1	1:39.417	21.603	158	46.075	192	31.739	201	259	
5	1	1:40.216	21.766	157	46.441	190	32.009	200	259	24	1	1:39.836	21.781	158	46.204	191	31.851	201	259	
6	1	1:40.681	21.873	157	46.748	188	32.060	202	261	25	1	1:39.711	21.871	158	46.164	191	31.676	202	259	
7	1	1:40.727	21.883	156	46.848	190	31.996	200	258	26	1	1:40.040	21.778	157	46.420	189	31.842	202	259	
8	1	1:40.852	21.955	158	46.764	188	32.133	201	260	27	1	1:39.987	21.863	155	46.324	192	31.800	202	258	
9	1	1:40.444	21.942	156	46.531	189	31.971	201	259	28	1	1:40.053	21.750	157	46.262	191	32.041	201	258	
10	1	1:40.529	21.944	156	46.531	191	32.054	201	259	29	1	1:40.104	21.909	156	46.475	191	31.720	202	259	
11	1	1:40.584	22.096	155	46.595	190	31.893	199	259	30	1	1:39.996	21.940	157	46.360	191	31.696	201	259	
12	1	1:40.460	21.853	157	46.608	189	31.999	201	260	31	1	1:39.969	21.893	157	46.329	190	31.747	203	260	
13	1	1:40.384	22.069	156	46.523	191	31.792	200	258	32	1	1:40.162	21.784	154	46.490	191	31.888	202	258	
14	1	1:40.108	21.853	156	46.551	192	31.704	200	257	33	1	1:40.748	22.110	153	46.517	191	32.121	201	258	
15	1	1:45.699	21.952	155	46.618	191	37.129		257	34	1	1:40.733	22.041	157	46.698	191	31.994	201	260	
16	1	2:10.704	50.543	142	48.228	189	31.933	199	253	35	1	1:40.612	21.964	157	46.691	191	31.957	202	259	
17	1	1:39.571	21.853	158	46.281	188	31.437	201	257	36	1	1:41.046	22.042	154	46.782	190	32.222	203	259	
18	1	1:39.172	21.710	158	46.129	192	31.333	201	258	37	1	1:40.693	22.061	156	46.527	189	32.105	201	257	
19	1	1:39.265	21.701	158	46.232	192	31.332	202	257											



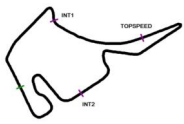
Sector List

Lap Id	Time	SE1	SP1	SE2	SP2	SE3	SP3	TSP	Lap Id	Time	SE1	SP1	SE2	SP2	SE3	SP3	TSP		
75		Laurin Heinrich								Team75 Motorsport							theoretical best time: 1:39.284		
1	0	1:48.434	26.904	142	47.926	188	33.604	198	256	20	0	1:39.526	21.707	159	46.008	188	31.811	202	261
2	0	1:41.172	22.210	159	46.797	189	32.165	201	262	21	0	1:39.326	21.703	159	45.965	190	31.658	202	260
3	0	1:40.006	21.978	159	46.181	190	31.847	202	263	22	0	1:39.716	21.816	159	46.026	189	31.874	201	260
4	0	1:40.164	21.792	158	46.221	189	32.151	200	261	23	0	1:39.870	21.787	158	46.100	191	31.983	201	261
5	0	1:40.891	21.777	158	46.697	187	32.417	201	262	24	0	1:39.826	21.828	158	46.082	188	31.916	202	260
6	0	1:40.049	21.945	158	46.149	190	31.955	200	261	25	0	1:39.641	21.874	158	45.923	191	31.844	202	261
7	0	1:40.833	21.917	158	46.525	189	32.391	201	262	26	0	1:40.056	21.942	157	46.191	191	31.923	201	260
8	0	1:40.726	22.110	158	46.521	191	32.095	201	263	27	0	1:39.853	21.842	159	46.034	190	31.977	202	259
9	0	1:40.304	21.877	158	46.281	188	32.146	200	263	28	0	1:40.160	21.972	158	46.237	187	31.951	202	259
10	0	1:40.449	21.867	158	46.445	188	32.137	201	262	29	0	1:40.049	21.976	158	46.093	189	31.980	202	260
11	0	1:40.685	22.009	159	46.579	190	32.097	201	262	30	0	1:39.906	21.866	159	46.150	189	31.890	203	261
12	0	1:40.455	22.007	157	46.251	190	32.197	199	260	31	0	1:39.968	22.002	157	46.050	190	31.916	201	262
13	0	1:40.170	21.863	158	46.278	189	32.029	200	260	32	0	1:40.383	21.916	157	46.381	187	32.086	201	260
14	0	1:45.030	21.884	158	46.263	189	36.883		258	33	0	1:40.710	22.025	158	46.332	189	32.353	202	260
15	0	2:10.861	50.638	140	47.848	185	32.375	201	257	34	0	1:40.678	22.050	158	46.359	188	32.269	202	262
16	0	1:40.171	22.110	156	46.314	190	31.747	201	260	35	0	1:40.622	22.028	158	46.445	189	32.149	202	261
17	0	1:39.609	21.872	158	45.967	189	31.770	201	260	36	0	1:40.714	22.235	157	46.502	187	31.977	203	260
18	0	1:39.456	21.774	159	45.971	190	31.711	202	261	37	0	1:40.834	22.151	157	46.257	189	32.426	201	259
19	0	1:39.723	21.871	158	46.036	190	31.816	202	260										
83		Patric Niederhauser								Tresor Orange 1							theoretical best time: 1:39.190		
1	0	1:51.238	28.210	152	48.535	186	34.493	196	260	20	0	2:14.748	53.609	134	48.690	185	32.449	200	252
2	0	1:44.366	22.982	149	47.640	188	33.744	198	257	21	0	1:40.400	22.068	155	46.628	189	31.704	203	251
3	0	1:42.660	22.236	156	47.026	188	33.398	185	262	22	0	1:39.422	21.580	156	46.271	189	31.571	202	254
4	0	1:41.259	22.353	155	46.664	188	32.242	200	258	23	0	1:39.265	21.523	157	46.287	190	31.455	202	255
5	0	1:41.292	21.921	156	46.802	185	32.569	199	258	24	0	1:39.936	21.628	156	46.386	188	31.922	191	256
6	0	1:40.881	21.798	155	46.851	184	32.232	202	257	25	0	1:40.361	22.045	157	46.382	189	31.934	201	255
7	0	1:40.949	21.998	156	46.692	186	32.259	199	258	26	0	1:39.980	21.761	156	46.480	187	31.739	202	258
8	0	1:40.447	21.902	156	46.505	187	32.040	201	256	27	0	1:39.500	21.631	156	46.313	190	31.556	201	254
9	0	1:40.471	21.828	155	46.580	187	32.063	201	255	28	0	1:39.564	21.663	155	46.353	188	31.548	202	252
10	0	1:40.093	21.776	156	46.454	187	31.863	202	258	29	0	1:39.534	21.632	156	46.253	187	31.649	201	255
11	0	1:40.549	21.881	155	46.540	188	32.128	199	254	30	0	1:39.647	21.750	155	46.381	189	31.516	201	257
12	0	1:40.796	21.988	154	46.694	186	32.114	202	258	31	0	1:39.361	21.694	156	46.233	187	31.434	201	256
13	0	1:41.339	22.072	152	46.873	187	32.394	199	258	32	0	1:39.750	21.727	155	46.365	189	31.658	201	256
14	0	1:41.339	21.978	154	46.844	187	32.517	200	256	33	0	1:39.791	21.695	156	46.405	189	31.691	201	254
15	0	1:40.666	22.102	157	46.663	187	31.901	201	257	34	0	1:39.553	21.661	156	46.300	191	31.592	201	257
16	0	1:40.935	21.980	154	46.886	185	32.069	201	257	35	0	1:39.806	21.723	155	46.381	188	31.702	200	255
17	0	1:40.347	21.854	156	46.593	189	31.900	201	257	36	0	1:39.704	21.666	156	46.338	187	31.700	202	256
18	0	1:40.408	21.865	155	46.656	188	31.887	201	260	37	0	1:40.130	21.757	156	46.269	187	32.104	189	257
19	0	1:46.006	21.994	154	46.811	188	37.201		255										



Sector List

Lap	Id	Time	SE1	SP1	SE2	SP2	SE3	SP3	TSP	Lap	Id	Time	SE1	SP1	SE2	SP2	SE3	SP3	TSP	
84		Jusuf Owega									Mercedes-AMG Team BWT	theoretical best time: 1:38.840								
1	1	2:01.966	41.996	128	47.785	188	32.185	199	250	20	1	1:39.843	21.798	159	46.160	191	31.885	198	257	
2	1	1:41.272	22.158	159	46.624	190	32.490	200	257	21	1	1:39.715	21.908	159	46.125	190	31.682	202	257	
3	1	1:40.736	21.995	157	46.426	189	32.315	198	258	22	1	1:39.080	21.678	159	45.977	192	31.425	203	258	
4	1	1:41.297	22.537	157	46.714	188	32.046	201	258	23	1	1:38.962	21.645	159	45.956	191	31.361	202	257	
5	1	1:40.345	21.885	158	46.434	189	32.026	200	257	24	1	1:38.873	21.583	158	45.896	192	31.394	202	258	
6	1	1:41.448	21.959	157	47.317	190	32.172	199	252	25	1	1:39.523	21.748	160	46.045	193	31.730	201	260	
7	1	1:40.297	22.006	158	46.417	190	31.874	201	257	26	1	1:40.619	21.852	158	46.467	190	32.300	201	258	
8	1	1:40.432	22.123	159	46.419	190	31.890	201	258	27	1	1:40.701	22.114	158	46.523	190	32.064	201	258	
9	1	1:40.569	22.215	158	46.389	189	31.965	200	258	28	1	1:41.880	23.106	157	46.581	190	32.193	201	257	
10	1	1:40.349	22.108	159	46.310	191	31.931	202	258	29	1	1:39.907	22.008	159	46.202	190	31.697	202	258	
11	1	1:40.916	21.936	157	46.580	189	32.400	201	259	30	1	1:40.984	21.828	159	46.860	188	32.296	203	260	
12	1	1:42.467	22.519	156	47.508	186	32.440	195	257	31	1	1:41.549	22.146	149	46.840	189	32.563	201	258	
13	1	1:40.918	22.389	158	46.568	190	31.961	200	258	32	1	1:40.989	22.074	159	46.611	189	32.304	201	259	
14	1	1:40.421	22.086	158	46.430	190	31.905	201	258	33	1	1:41.307	22.141	157	46.685	188	32.481	198	259	
15	1	1:40.319	21.972	158	46.421	188	31.926	202	258	34	1	1:40.867	22.419	157	46.437	191	32.011	203	259	
16	1	1:40.479	22.106	158	46.598	190	31.775	201	259	35	1	1:41.206	22.087	158	46.819	189	32.300	201	260	
17	1	1:45.860	22.001	157	46.528	190	37.331	201	258	36	1	1:41.257	22.077	159	46.767	188	32.413	201	260	
18	1	2:14.479	53.200	137	48.616	185	32.663	200	251	37	1	1:41.327	22.082	159	46.748	189	32.497	173	259	
19	1	1:40.422	22.278	159	46.477	190	31.667	202	255											
90		Dennis Olsen									Manthey EMA	theoretical best time: 1:38.976								
1	0	1:42.936	24.285	156	46.622	189	32.029	201	255	20	0	1:39.177	21.747	159	46.022	191	31.408	203	255	
2	0	1:40.317	22.075	158	46.407	190	31.835	201	257	21	0	1:39.430	21.592	157	46.181	191	31.657	199	255	
3	0	1:40.410	22.049	157	46.372	191	31.989	201	256	22	0	1:39.518	21.765	158	46.119	190	31.634	202	254	
4	0	1:40.333	21.930	156	46.325	190	32.078	201	257	23	0	1:39.440	21.781	157	46.098	191	31.561	201	255	
5	0	1:40.492	22.008	158	46.495	189	31.989	201	256	24	0	1:39.287	21.745	157	46.016	191	31.526	201	255	
6	0	1:39.856	21.816	158	46.327	190	31.713	201	257	25	0	1:39.268	21.696	158	46.009	190	31.563	201	256	
7	0	1:40.097	21.891	156	46.405	189	31.801	201	257	26	0	1:39.464	21.812	158	46.047	191	31.605	202	255	
8	0	1:39.896	21.802	158	46.322	190	31.772	201	256	27	0	1:39.666	21.843	157	46.178	191	31.645	203	255	
9	0	1:39.805	21.886	157	46.157	190	31.762	200	257	28	0	1:39.388	21.702	157	46.119	190	31.567	202	254	
10	0	1:39.879	21.916	158	46.205	190	31.758	201	257	29	0	1:39.380	21.751	157	46.065	190	31.564	202	255	
11	0	1:39.904	21.885	158	46.234	191	31.785	201	257	30	0	1:39.477	21.788	157	46.074	191	31.615	202	256	
12	0	1:40.050	21.956	156	46.258	189	31.836	202	255	31	0	1:39.377	21.781	158	45.976	190	31.620	202	257	
13	0	1:39.962	21.822	157	46.321	190	31.819	200	257	32	0	1:39.348	21.735	158	46.075	191	31.538	203	256	
14	0	1:45.116	21.896	158	46.242	189	36.978		257	33	0	1:39.648	21.743	158	46.169	190	31.736	202	256	
15	0	2:09.308	49.960	150	47.319	186	32.029	201	255	34	0	1:39.760	21.837	157	46.186	191	31.737	202	255	
16	0	1:39.846	21.920	158	46.296	190	31.630	202	257	35	0	1:39.704	21.810	158	46.251	188	31.643	202	256	
17	0	1:39.461	21.795	158	46.099	190	31.567	202	257	36	0	1:39.824	21.799	158	46.241	190	31.784	202	256	
18	0	1:39.493	21.750	157	46.200	191	31.543	202	256	37	0	1:40.298	21.935	158	46.353	190	32.010	197	255	
19	0	1:39.411	21.812	158	46.045	191	31.554	202	256											

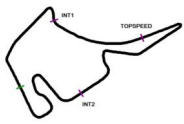


Sector List

Lap	Id	Time	SE1	SP1	SE2	SP2	SE3	SP3	TSP	Lap	Id	Time	SE1	SP1	SE2	SP2	SE3	SP3	TSP
-----	----	------	-----	-----	-----	-----	-----	-----	-----	-----	----	------	-----	-----	-----	-----	-----	-----	-----

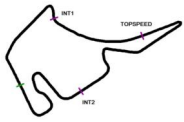
91 Thomas Preining										Manthey EMA										theoretical best time: 1:38.759	
1	1	1:42.107	23.768	156	46.414	189	31.925	200	254	20	1	1:38.971	21.660	158	46.024	191	31.287	204	255		
2	1	1:40.621	22.169	156	46.542	190	31.910	201	254	21	1	1:38.765	21.583	158	45.898	192	31.284	203	255		
3	1	1:40.408	22.074	157	46.457	190	31.877	200	254	22	1	1:39.104	21.629	157	46.001	191	31.474	202	255		
4	1	1:40.238	21.965	157	46.322	189	31.951	201	255	23	1	1:39.234	21.709	157	46.044	190	31.481	203	255		
5	1	1:40.437	22.195	157	46.480	190	31.762	201	255	24	1	1:39.053	21.653	158	45.938	190	31.462	201	256		
6	1	1:39.720	21.761	157	46.356	190	31.603	201	255	25	1	1:39.200	21.676	157	46.051	191	31.473	202	255		
7	1	1:39.811	21.777	156	46.460	189	31.574	201	255	26	1	1:39.394	21.859	157	46.030	191	31.505	202	255		
8	1	1:39.663	21.757	157	46.321	190	31.585	202	255	27	1	1:39.262	21.710	157	46.025	191	31.527	202	255		
9	1	1:39.648	21.784	156	46.221	190	31.643	200	255	28	1	1:39.673	21.826	157	46.090	191	31.757	201	254		
10	1	1:39.886	21.837	156	46.338	189	31.711	201	255	29	1	1:39.778	21.838	157	46.141	189	31.799	201	255		
11	1	1:39.757	21.956	156	46.227	189	31.574	202	254	30	1	1:39.876	21.972	157	46.132	190	31.772	201	255		
12	1	1:39.962	21.895	157	46.378	188	31.689	201	254	31	1	1:39.687	21.919	157	45.990	190	31.778	202	257		
13	1	1:39.752	21.749	157	46.303	189	31.700	201	256	32	1	1:40.026	21.988	158	46.122	190	31.916	202	256		
14	1	1:39.836	21.994	156	46.284	190	31.558	202	256	33	1	1:40.055	21.972	157	46.239	190	31.844	202	255		
15	1	1:45.035	21.890	157	46.297	189	36.848		257	34	1	1:39.992	21.848	157	46.162	190	31.982	202	256		
16	1	2:09.964	50.912	153	47.216	189	31.836	203	251	35	1	1:40.182	21.833	158	46.303	189	32.046	199	257		
17	1	1:39.580	21.903	158	46.070	190	31.607	201	257	36	1	1:40.353	21.926	158	46.440	189	31.987	201	255		
18	1	1:39.000	21.681	158	46.041	191	31.278	202	255	37	1	1:40.358	22.012	158	46.249	189	32.097	194	255		
19	1	1:39.014	21.673	158	45.993	190	31.348	203	255												

92 Mirko Bortolotti										SSR Performance										theoretical best time: 1:38.976	
1	0	1:46.050	25.476	152	47.792	186	32.782	199	260	20	0	1:39.174	21.560	157	46.021	191	31.593	202	259		
2	0	1:40.385	22.015	156	46.566	190	31.804	201	258	21	0	1:39.279	21.698	158	46.028	192	31.553	202	258		
3	0	1:39.897	21.735	156	46.232	189	31.930	199	258	22	0	1:39.407	21.604	157	46.117	189	31.686	203	258		
4	0	1:40.655	21.839	156	46.475	190	32.341	198	259	23	0	1:40.088	21.575	159	46.717	188	31.796	202	258		
5	0	1:40.347	21.893	157	46.414	190	32.040	201	258	24	0	1:39.513	21.654	158	46.073	192	31.786	199	259		
6	0	1:41.606	21.885	157	46.312	191	33.409	197	258	25	0	1:39.410	21.711	158	46.054	192	31.645	202	260		
7	0	1:40.190	21.909	156	46.386	191	31.895	199	258	26	0	1:39.383	21.670	158	46.084	192	31.629	202	258		
8	0	1:40.076	21.862	157	46.283	191	31.931	201	259	27	0	1:39.834	21.831	157	46.173	191	31.830	202	258		
9	0	1:40.385	21.962	157	46.331	190	32.092	201	259	28	0	1:39.708	21.728	158	46.242	190	31.738	202	258		
10	0	1:40.176	21.883	157	46.313	189	31.980	202	259	29	0	1:40.153	21.894	158	46.563	187	31.696	202	260		
11	0	1:40.033	21.976	156	46.152	191	31.905	201	259	30	0	1:39.289	21.732	158	45.919	192	31.638	203	260		
12	0	1:39.950	21.828	156	46.220	190	31.902	201	259	31	0	1:39.751	21.811	157	46.104	190	31.836	201	260		
13	0	1:44.959	21.756	156	46.339	191	36.864		259	32	0	1:40.177	21.650	158	46.341	191	32.186	201	260		
14	0	2:11.442	50.093	150	47.855	187	33.494	200	255	33	0	1:41.250	21.790	158	47.188	183	32.272	201	259		
15	0	1:41.716	22.120	155	47.229	189	32.367	200	262	34	0	1:39.711	21.919	158	46.181	191	31.611	202	260		
16	0	1:39.952	21.722	157	46.337	189	31.893	202	261	35	0	1:39.363	21.760	158	46.040	192	31.563	203	258		
17	0	1:39.769	21.698	159	46.232	189	31.839	201	260	36	0	1:39.403	21.673	156	46.148	192	31.582	202	260		
18	0	1:39.204	21.722	158	45.981	192	31.501	203	260	37	0	1:39.688	21.746	157	46.144	191	31.798	203	259		
19	0	1:39.194	21.556	158	45.999	191	31.639	202	260												

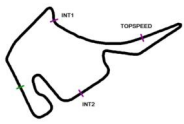


Sector List

Lap Id	Time	SE1	SP1	SE2	SP2	SE3	SP3	TSP	Lap Id	Time	SE1	SP1	SE2	SP2	SE3	SP3	TSP		
94		Franck Perera								SSR Performance							theoretical best time: 1:39.224		
1	0	1:46.736	25.021	146	48.982	183	32.733	199	255	20	0	1:40.642	21.794	157	46.158	190	32.690	198	260
2	0	1:40.456	22.004	156	46.547	188	31.905	200	258	21	0	1:39.575	21.808	157	46.076	191	31.691	202	258
3	0	1:39.922	21.637	157	46.353	190	31.932	201	258	22	0	1:39.339	21.752	157	45.978	190	31.609	202	258
4	0	1:40.227	21.676	155	46.445	189	32.106	200	258	23	0	1:39.588	21.706	158	46.148	191	31.734	198	258
5	0	1:40.546	21.862	157	46.522	189	32.162	199	258	24	0	1:39.756	21.864	157	46.155	190	31.737	202	258
6	0	1:41.187	21.693	156	46.547	188	32.947	198	258	25	0	1:39.785	21.788	155	46.209	191	31.788	201	258
7	0	1:40.666	22.171	156	46.610	189	31.885	201	258	26	0	1:39.786	21.824	158	46.307	190	31.655	203	257
8	0	1:39.970	21.678	155	46.390	190	31.902	199	259	27	0	1:39.928	21.845	158	46.253	190	31.830	200	257
9	0	1:40.452	21.825	156	46.545	188	32.082	201	259	28	0	1:39.898	21.969	157	46.204	190	31.725	202	257
10	0	1:40.227	21.800	156	46.423	189	32.004	199	258	29	0	1:39.695	21.738	157	46.253	190	31.704	202	257
11	0	1:39.978	21.743	157	46.378	188	31.857	201	260	30	0	1:40.428	22.183	156	46.388	189	31.857	200	258
12	0	1:40.112	21.974	157	46.239	190	31.899	201	258	31	0	1:39.935	21.903	157	46.185	190	31.847	202	259
13	0	1:39.848	21.854	157	46.206	190	31.788	202	260	32	0	1:39.811	21.816	158	46.135	191	31.860	202	258
14	0	1:44.363	22.076	156	46.290	190	35.997		257	33	0	1:40.054	21.807	157	46.309	190	31.938	202	258
15	0	2:11.086	50.475	143	48.118	184	32.493	200	250	34	0	1:39.944	21.860	157	46.216	190	31.868	202	260
16	0	1:45.966	22.760	124	51.562	190	31.644	202	257	35	0	1:40.244	21.956	158	46.293	190	31.995	202	258
17	0	1:39.863	21.890	157	46.125	189	31.848	201	259	36	0	1:39.977	21.948	158	46.268	190	31.761	202	258
18	0	1:45.061	21.761	158	51.411	190	31.889	200	260	37	0	1:40.588	21.952	158	46.474	189	32.162	202	257
19	0	1:39.877	22.034	158	46.116	189	31.727	201	258										
99		Marvin Dienst								Toksport WRT							theoretical best time: 1:39.450		
1	0	1:48.833	27.199	149	48.093	183	33.541	197	262	20	0	1:41.562	21.742	158	46.470	188	33.350	198	257
2	0	1:41.149	22.280	157	46.915	187	31.954	201	258	21	0	1:39.979	21.921	156	46.246	190	31.812	202	255
3	0	1:40.524	21.973	157	46.406	190	32.145	200	258	22	0	1:39.576	21.710	157	46.194	190	31.672	201	256
4	0	1:40.103	21.835	157	46.399	190	31.869	201	258	23	0	1:39.584	21.657	156	46.200	191	31.727	201	255
5	0	1:40.649	21.831	156	46.427	189	32.391	199	259	24	0	1:39.579	21.714	157	46.162	190	31.703	201	257
6	0	1:40.416	22.052	156	46.524	189	31.840	201	258	25	0	1:39.865	21.805	155	46.301	190	31.759	201	256
7	0	1:40.505	21.837	157	46.456	190	32.212	201	258	26	0	1:39.687	21.691	158	46.225	191	31.771	200	256
8	0	1:40.904	22.149	157	46.690	190	32.065	200	261	27	0	1:40.131	21.913	157	46.406	190	31.812	201	255
9	0	1:40.371	21.996	156	46.534	188	31.841	201	258	28	0	1:39.744	21.690	157	46.300	189	31.754	202	255
10	0	1:40.962	21.880	157	46.651	189	32.431	197	259	29	0	1:39.686	21.618	158	46.263	189	31.805	201	255
11	0	1:40.175	21.917	156	46.297	190	31.961	200	257	30	0	1:40.224	21.884	157	46.471	190	31.869	201	257
12	0	1:40.441	21.921	156	46.518	189	32.002	201	258	31	0	1:40.016	21.894	157	46.253	189	31.869	201	257
13	0	1:40.206	21.903	157	46.448	189	31.855	201	257	32	0	1:40.040	21.853	157	46.312	190	31.875	201	257
14	0	1:40.245	21.811	157	46.471	189	31.963	199	257	33	0	1:40.043	21.763	157	46.329	190	31.951	201	257
15	0	1:45.280	21.869	156	46.593	189	36.818		255	34	0	1:40.072	21.874	158	46.234	191	31.964	202	257
16	0	2:13.769	52.725	147	48.360	185	32.684	201	256	35	0	1:40.090	21.815	158	46.366	190	31.909	201	257
17	0	1:40.084	21.813	156	46.412	189	31.859	195	256	36	0	1:40.093	21.846	157	46.318	190	31.929	202	257
18	0	1:40.146	22.031	157	46.344	190	31.771	200	256	37	0	1:40.483	22.034	157	46.393	189	32.056	201	256
19	0	1:39.745	21.772	157	46.303	190	31.670	200	255										

**Top speed list
Provisional**

#	Name (NAT)	Team	Car name	Speed	Lap	Race time
1	Sheldon van der Linde	Schubert Motorsport (DEU)	BMW M4 GT3	267.99	30	49:50.532
56	Sandro Holzem	Project 1 (DEU)	BMW M4 GT3	265.35	13	20:59.285
33	Rene Rast	Schubert Motorsport (DEU)	BMW M4 GT3	264.05	10	15:50.031
11	Marco Wittmann	Project 1 (DEU)	BMW M4 GT3	264.05	17	28:03.473
75	Laurin Heinrich	Team75 Motorsport (DEU)	Porsche 911 GT3 R	263.41	3	4:04.408
99	Marvin Dienst	Toksport WRT (DEU)	Porsche 911 GT3 R	262.77	1	40.204
48	Maro Engel	Mercedes-AMG Team MANN-FILTER (DEU)	Mercedes-AMG GT3	262.77	1	40.554
83	Patric Niederhauser	Tresor Orange 1 (DEU)	Audi R8 LMS GT3 EVO II	262.77	3	4:10.839
9	Tim Heinemann	Toksport WRT (DEU)	Porsche 911 GT3 R	262.13	2	2:25.391
92	Mirko Bortolotti	SSR Performance (DEU)	Lamborghini Huracan GT3 EVO 2	262.13	15	24:41.168
3	Kelvin van der Linde	ABT Sportsline (DEU)	Audi R8 LMS GT3 EVO II	262.13	15	24:41.285
63	Clemens Schmid	GRT Grasser-Racing-Team (AUT)	Lamborghini Huracan GT3 EVO 2	262.13	15	24:48.512
69	Thierry Vermeulen	EMIL FREY RACING (CHE)	Ferrari 296 GT3	261.50	6	9:06.778
27	David Schumacher	Mercedes-AMG Team WINWARD (DEU)	Mercedes-AMG GT3	261.50	34	56:34.189
8	Luca Engstler	LIQUI MOLY Team Engstler (DEU)	Audi R8 LMS GT3 EVO II	260.86	1	41.586
40	Mattia Drudi	Tresor Orange 1 (DEU)	Audi R8 LMS GT3 EVO II	260.86	9	14:14.611
94	Franck Perera	SSR Performance (DEU)	Lamborghini Huracan GT3 EVO 2	260.86	13	20:45.249
84	Jusuf Owega	Mercedes-AMG Team BWT (DEU)	Mercedes-AMG GT3	260.86	25	41:46.054
22	Lucas Auer	Mercedes-AMG Team WINWARD (DEU)	Mercedes-AMG GT3	260.86	31	51:32.199
4	Luca Stolz	Mercedes-AMG Team HRT (DEU)	Mercedes-AMG GT3	260.24	2	2:22.499
6	Alessio Deledda	SSR Performance (DEU)	Lamborghini Huracan GT3 EVO 2	260.24	2	2:27.820
24	Ayhancan Güven	Team75 Motorsport (DEU)	Porsche 911 GT3 R	260.24	2	2:28.674
7	Ricardo Feller	ABT Sportsline (DEU)	Audi R8 LMS GT3 EVO II	260.24	4	5:40.043
36	Arjun Maini	Mercedes-AMG Team HRT (DEU)	Mercedes-AMG GT3	259.61	2	2:24.266
19	Christian Engelhart	GRT Grasser-Racing-Team (AUT)	Lamborghini Huracan GT3 EVO 2	258.99	17	27:57.594
14	Jack Aitken	EMIL FREY RACING (CHE)	Ferrari 296 GT3	258.37	34	56:19.262
90	Dennis Olsen	Manthey EMA (DEU)	Porsche 911 GT3 R	257.75	6	8:59.306
91	Thomas Preining	Manthey EMA (DEU)	Porsche 911 GT3 R	257.75	31	51:01.620

**Pit Stops
Provisional**

Nr.	Driver	Man.	Nat.	Day time in	Time in	Lap in	Day time out	Time out	Stop Time	Reason	Net Time
24	Ayhancan Güven			13:36:27.059	3:38.233	2	14:04:04.129	31:15.303	2:23.0	Technical	27:37.070
8	Luca Engstler			13:48:28.965	15:40.139	9	14:05:57.910	33:09.084	12:12.8	Technical	17:28.945
14	Jack Aitken			13:52:57.794	20:08.968	12	13:53:30.476	20:41.650	5.7		32.682
7	Ricardo Feller			13:52:58.360	20:09.534	12	13:53:31.742	20:42.916	7.7		33.382
11	Marco Wittmann			13:53:01.618	20:12.792	12	13:53:35.866	20:47.040	6.1		34.248
4	Luca Stolz			13:53:02.614	20:13.788	12	13:53:34.580	20:45.754			31.966
63	Clemens Schmid			13:53:04.661	20:15.835	12	13:53:38.103	20:49.277	6.4		33.442
3	Kelvin van der Linde			13:54:38.813	21:49.987	13	13:55:13.312	22:24.486	7.9		34.499
92	Mirko Bortolotti			13:54:39.496	21:50.670	13	13:55:12.318	22:23.492	6.8		32.822
22	Lucas Auer			13:54:43.598	21:54.772	13	13:55:19.428	22:30.602	9.0		35.830
36	Arjun Maini			13:54:46.094	21:57.268	13	13:55:18.345	22:29.519	5.7		32.251
56	Sandro Holz			13:54:55.474	22:06.648	13	13:55:31.632	22:42.806	9.6		36.158
90	Dennis Olsen			13:56:13.821	23:24.995	14	13:56:46.486	23:57.660	7.1		32.665
94	Franck Perera			13:56:19.606	23:30.780	14	13:56:52.400	24:03.574	7.0		32.794
75	Laurin Heinrich			13:56:24.151	23:35.325	14	13:56:57.338	24:08.512	7.7		33.187
1	Sheldon van der Linde			13:56:28.511	23:39.685	14	13:57:01.496	24:12.670	6.4		32.985
40	Mattia Drudi			13:56:31.682	23:42.856	14	13:57:06.906	24:18.080	7.7		35.224
9	Tim Heinemann			13:56:40.509	23:51.683	14			11:06.2		
91	Thomas Preining			13:57:51.638	25:02.812	15	13:58:25.238	25:36.412	6.5		33.600
19	Christian Engelhart			13:57:54.846	25:06.020	15	13:58:30.308	25:41.482	9.8		35.462
99	Marvin Dienst			13:58:05.548	25:16.722	15	13:58:40.316	25:51.490	8.3		34.768
69	Thierry Vermeulen			13:58:07.200	25:18.374	15	13:58:40.004	25:51.178	7.3		32.804
84	Jusuf Owega			14:01:44.824	28:55.998	17	14:02:19.421	29:30.595	6.9		34.597
6	Alessio Deledda			14:01:55.257	29:06.431	17					
27	David Schumacher			14:03:17.559	30:28.733	18	14:03:51.557	31:02.731	7.9		33.998
33	Rene Rast			14:04:49.776	32:00.950	19	14:05:22.209	32:33.383	6.0		32.433
83	Patric Niederhauser			14:05:00.845	32:12.019	19	14:05:36.803	32:47.977			35.958
48	Maro Engel			14:06:38.229	33:49.403	20	14:07:10.861	34:22.035	6.8		32.632
33	Rene Rast			14:09:42.120	36:53.294	21			2:04.4	Technical	
8	Luca Engstler			14:16:16.811	43:27.985	15				Technical	
36	Arjun Maini			14:18:57.800	46:08.974	27				Technical	
24	Ayhancan Güven			14:24:08.976	51:20.150	14				Technical	