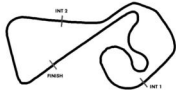


Lap Chart Provisional

Lap/Pl.	1	2	3	4	5	6	7	8	9	10	11	12	13	14	15	16	17	18	19	20	21	22	23	24	25	26	27
LAP 1	92	4	14	94	7	3	69	36	83	91	84	22	33	9	27	11	63	40	8	56	6	24	90	SC	.48'		
LAP 2	92	4	14	94	7	3	69	36	83	91	84	22	33	9	27	11	63	40	8	56	6	24	90	SC			
LAP 3	92	4	14	94	7	3	69	36	83	91	84	22	33	9	27	11	63	40	8	56	24	6					
LAP 4	92	4	14	94	7	3	69	36	83	84	91	9	33	27	11	63	40	56	8	24	22	6					
LAP 5	92	4	14	94	7	69	36	83	91	84	33	9	27	11	63	3	40	56	8	24	22	6					
LAP 6	92	4	14	94	7	69	36	83	91	84	33	9	27	11	63	40	56	8	24	22	3	6					
LAP 7	92	4	14	94	7	69	36	83	91	33	84	27	11	63	40	56	8	9	24	22	3	6					
LAP 8	92	4	14	94	7	69	36	83	91	33	84	27	11	63	40	56	8	9	24	22	3	6					
LAP 9	92	4	14	94	7	69	36	83	91	33	84	27	11	63	40	56	9	8	24	22	3	6					
LAP 10	92	4	14	94	7	69	36	83	91	33	84	27	11	63	40	56	9	8	24	22	3	6					
LAP 11	92	4	14	94	7	69	36	83	91	33	84	27	11	63	40	56	9	8	24	22	3	6					
LAP 12	92	4	14	94	7	69	36	83	91	33	84	27	11	63	40	56	9	8	24	22	3	6					
LAP 13	92	4	14	94	7	69	36	83	91	33	84	27	11	63	40	56	9	8	24	22	3	6					
LAP 14	92	4	14	94	7	69	36	83	91	33	84	27	11	63	40	56	9	8	24	22	3	6					
LAP 15	92	14	94	69	.4	36	.7	83	84	.91	.33	11	27	40	56	.63	22	3	.9	.8	.24	6					
LAP 16	.92	94	.14	69	83	.36	84	.11	56	22	3	40	4	7	91	33	27	6	8	63	9	.24					
LAP 17	.94	83	.69	22	3	.56	92	4	7	91	36	33	84	27	11	9	8	63	40	.6	.14						
LAP 18	83	22	3	92	4	7	94	91	69	36	33	84	27	11	9	8	56	63	40	6'							
LAP 19	83	22	3	92	4	7	94	91	69	36	33	84	27	11	9	8	63	56	40	6'							
LAP 20	83	22	3	92	4	7	94	91	69	36	33	84	27	11	9	8	63	56	40	6'							
LAP 21	83	22	3	92	4	7	94	91	69	36	33	84	27	11	9	8	63	56	40	6'							
LAP 22	83	22	3	92	4	7	94	91	69	36	33	84	27	11	9	8	56	63	40	6'							
LAP 23	83	22	3	92	4	7	94	91	69	36	33	84	27	11	9	8	56	63	40	6'							
LAP 24	83	22	3	92	4	7	94	91	69	36	33	84	27	11	9	8	56	63	40	6'							
LAP 25	83	22	3	92	4	7	94	91	69	36	33	84	27	11	9	8	56	63	40	6'							
LAP 26	83	22	92	.3	4	7	94	91	69	36	33	84	27	11	9	8	56	63	40	6'							
LAP 27	.83	.22	92	4	7	94	91	69	36	33	84	27	11	9	8	3	56	63	40	6							
LAP 28	92	4	7	94	91	69	36	33	84	83	27	11	9	3	8	22	56	63	40	6							
LAP 29	92	4	7	94	91	69	36	33	84	83	27	11	9	3	8	22	56	63	40	6							
LAP 30	92	4	7	94	91	69	36	33	84	83	27	11	9	3	22	8	56	63	.40	6							
LAP 31	92	4	7	94	91	69	36	33	84	83	27	11	9	3	22	56	63	6	.8'								
LAP 32	92	4	7	94	91	69	36	33	84	83	27	11	9	3	22	56	63	6									
LAP 33	92	4	7	94	91	69	36	33	84	83	27	11	9	3	22	56	63	6'									
LAP 34	92	4	7	94	91	69	36	33	84	83	27	11	9	3	22	56	63	6'									
LAP 35	92	4	7	94	91	69	36	33	84	83	27	11	9	3	22	56	63	6'									

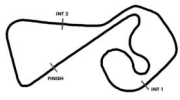


Lap Chart  
Provisional

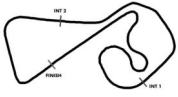
Lap/Pl.	1	2	3	4	5	6	7	8	9	10	11	12	13	14	15	16	17	18	19	20	21	22	23	24	25	26	27
LAP 36	92	4	7	94	91	69	36	33	84	83	27	11	9	3	22	56	63	6'									
LAP 37	92	4	7	94	91	69	36	33	84	83	27	11	9	3	22	56	63	6'									
LAP 38	92	4	7	94	91	69	36	33	84	83	27	11	3	9	22	56	63	6'									
LAP 39	92	4	7	94	91	69	36	33	84	83	27	11	3	9	22	56	63	6'									
LAP 40	92	4	7	94	91	69	36	33	84	83	27	11	3	9	22	56	63	6'									
LAP 41	92	4	7	94	91	69	36	33	84	83	27	11	3	9	22	56	63	6'									
LAP 42	92	4	7	94	91	69	36	33	84	83	27	11	3	9	22	56	63	6'									
LAP 43	92	4	7	94	91	69	36	33	84	83	27	11	3	9	22	56	63	6'									
LAP 44	92	4	7	94	91	69	36	33	84	83	27	11	3	9	22	56	63	6'									
LAP 45	92	4	7	94	91	69	36	33	84	83	27	11	3	9	22	56	63	6'									
LAP 46	92	4	7	94	91	69	36	33	84	83	27	11	3	9	22	56	63	6'									

.- PIT STOP

' - LAP BEHIND

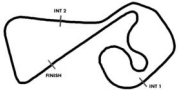
**DMSB****Pit Stops  
Provisional**

Nr.	Driver	Man.	Nat.	Day time in	Time in	Lap in	Day time out	Time out	Stop Time	Reason	Net Time
48	Maro Engel			13:42:58.004	1:52.765	1				Technical	
4	Luca Stolz			14:14:29.615	20:22.288	15	14:15:01.897	20:54.570	9.1		32.282
7	Ricardo Feller			14:14:31.677	20:24.350	15	14:15:03.940	20:56.613	7.3		32.263
91	Thomas Preining			14:14:36.157	20:28.830	15	14:15:06.332	20:59.005	5.9		30.175
33	Rene Rast			14:14:37.124	20:29.797	15	14:15:09.582	21:02.255	7.7		32.458
27	David Schumacher			14:14:40.208	20:32.881	15	14:15:11.961	21:04.634	6.1		31.753
63	Clemens Schmid			14:14:46.556	20:39.229	15	14:15:23.889	21:16.562	12.1		37.333
9	Tim Heinemann			14:14:49.408	20:42.081	15	14:15:24.743	21:17.416			35.335
8	Luca Engstler			14:14:50.087	20:42.760	15	14:15:23.330	21:16.003	8.4		33.243
24	Ayhancan Güven			14:14:53.163	20:45.836	15	14:15:28.397	21:21.070	7.2		35.234
92	Mirko Bortolotti			14:15:45.894	21:38.567	16	14:16:17.706	22:10.379	6.5		31.812
14	Jack Aitken			14:15:50.263	21:42.936	16	14:16:23.252	22:15.925	6.8		32.989
36	Arjun Maini			14:15:55.745	21:48.418	16	14:16:27.179	22:19.852	8.0		31.434
84	Jusuf Owega			14:15:58.392	21:51.065	16	14:16:29.928	22:22.601	6.7		31.536
11	Marco Wittmann			14:16:03.157	21:55.830	16	14:16:36.506	22:29.179	8.0		33.349
40	Mattia Drudi			14:16:10.055	22:02.728	16	14:16:45.465	22:38.138	9.9		35.410
24	Ayhancan Güven			14:16:53.404	22:46.077	16					
94	Franck Perera			14:17:11.698	23:04.371	17	14:17:44.685	23:37.358	8.6		32.987
69	Thierry Vermeulen			14:17:14.514	23:07.187	17	14:17:46.579	23:39.252	7.8		32.065
56	Sandro Holzem			14:17:32.236	23:24.909	17	14:18:05.966	23:58.639	8.3		33.730
6	Alessio Deledda			14:18:08.621	24:01.294	17	14:18:39.481	24:32.154	6.2		30.860
14	Jack Aitken			14:18:18.434	24:11.107	17			20.5		
3	Kelvin van der Linde			14:29:39.268	35:31.941	26	14:30:11.349	36:04.022	7.3		32.081
83	Patric Niederhauser			14:30:39.943	36:32.616	27	14:31:14.611	37:07.284	9.7		34.668
22	Lucas Auer			14:30:58.744	36:51.417	27	14:31:32.685	37:25.358	8.8		33.941
40	Mattia Drudi			14:35:45.434	41:38.107	30				Technical	
8	Luca Engstler			14:38:26.188	44:18.861	31				Technical	



Sector List

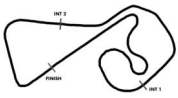
Lap Id	Time	SE1	SP1	SE2	SP2	SE3	SP3	TSP	Lap Id	Time	SE1	SP1	SE2	SP2	SE3	SP3	TSP
<b>1</b> Sheldon van der Linde  Schubert Motorsport <b>theoretical best time:</b>																	
<b>1</b> Sheldon van der Linde  Schubert Motorsport <b>193</b>																	
<b>3</b> Kelvin van der Linde  ABT Sportsline <b>theoretical best time: 1:19.436</b>																	
1	0	1:27.682	43.439	21.276	22.967	169	179	24	0	1:20.769	42.023	17.562	21.184	171	220		
2	0	2:31.305	1:01.322	42.860	47.123	38	213	25	0	1:20.975	42.070	17.665	21.240	171	220		
3	0	21:47.867	20:41.113	29.264	37.490	170	54	26	0	1:24.432	41.893	17.654	24.885	50	219		
4	0	1:22.048	43.000	17.926	21.122	171	218	27	0	1:51.608	1:13.237	17.531	20.840	172			
5	0	1:25.978	47.015	17.887	21.076	171	218	28	0	<b>1:19.497</b>	<b>41.364</b>	17.375	<b>20.758</b>	172	219		
6	0	1:24.971	46.119	17.717	21.135	171	219	29	0	1:19.787	41.480	<b>17.314</b>	20.993	171	219		
7	0	1:24.465	45.955	17.507	21.003	171	218	30	0	1:19.878	41.433	17.483	20.962	172	218		
8	0	1:19.851	41.558	17.359	20.934	172	218	31	0	1:20.195	41.584	17.606	21.005	172	219		
9	0	1:19.974	41.593	17.472	20.909	172	218	32	0	1:20.068	41.486	17.519	21.063	<b>174</b>	219		
10	0	1:20.065	41.539	17.456	21.070	172	219	33	0	1:20.058	41.602	17.439	21.017	172	219		
11	0	1:20.569	41.686	17.665	21.218	170	220	34	0	1:20.237	41.675	17.444	21.118	172	219		
12	0	1:21.673	42.361	17.879	21.433	172	219	35	0	1:19.617	41.447	17.326	20.844	171	219		
13	0	1:21.779	42.479	17.768	21.532	171	221	36	0	1:19.872	41.586	17.331	20.955	172	219		
14	0	1:21.622	42.365	17.865	21.392	171	219	37	0	1:19.905	41.610	17.356	20.939	174	219		
15	0	1:21.615	42.313	17.922	21.380	171	220	38	0	1:20.874	42.057	17.447	21.370	174	219		
16	0	1:21.027	42.073	17.793	21.161	171	220	39	0	1:19.975	41.624	17.370	20.981	172	219		
17	0	1:20.718	41.901	17.664	21.153	171	219	40	0	1:20.044	41.603	17.478	20.963	174	220		
18	0	1:20.555	41.824	17.580	21.151	170	219	41	0	1:19.933	41.470	17.431	21.032	172	221		
19	0	1:20.493	41.865	17.455	21.173	170	219	42	0	1:19.821	41.413	17.434	20.974	172	221		
20	0	1:20.480	41.952	17.550	20.978	172	219	43	0	1:20.535	41.611	17.550	21.374	171	221		
21	0	1:20.464	41.827	17.572	21.065	171	219	44	0	1:21.920	42.897	17.840	21.183	172	222		
22	0	1:20.572	41.944	17.629	20.999	171	219	45	0	1:21.363	42.275	17.795	21.293	171	<b>222</b>		
23	0	1:20.790	42.020	17.707	21.063	171	220	46	0	1:22.106	42.962	17.855	21.289	170	222		
<b>4</b> Luca Stolz  Mercedes-AMG Team HRT <b>theoretical best time: 1:19.385</b>																	
1	0	1:21.792	41.575	18.389	21.828	170	177	24	0	1:19.942	41.586	17.384	20.972	174	219		
2	0	2:29.833	1:00.268	40.749	48.816	45	210	25	0	1:20.078	41.755	17.340	20.983	174	219		
3	0	21:53.858	20:43.957	29.700	40.201	171	93	26	0	1:20.135	41.844	17.281	21.010	172	219		
4	0	1:21.078	42.379	17.664	21.035	172	216	27	0	1:20.554	41.919	17.518	21.117	172	219		
5	0	1:19.892	41.597	17.354	20.941	<b>174</b>	217	28	0	1:20.050	41.641	17.325	21.084	172	219		
6	0	1:20.085	41.671	17.429	20.985	172	218	29	0	1:20.330	41.806	17.508	21.016	172	218		
7	0	1:20.074	41.616	17.465	20.993	172	218	30	0	1:20.350	41.751	17.444	21.155	174	219		
8	0	1:20.111	41.636	17.488	20.987	171	218	31	0	1:20.516	41.903	17.444	21.169	174	219		
9	0	1:19.993	41.594	17.360	21.039	172	217	32	0	1:21.300	41.949	17.987	21.364	172	219		
10	0	1:20.035	41.660	17.398	20.977	172	218	33	0	1:20.704	42.031	17.489	21.184	172	218		
11	0	1:20.067	41.707	17.356	21.004	172	218	34	0	1:20.901	42.097	17.542	21.262	172	218		
12	0	1:20.313	41.741	17.426	21.146	174	219	35	0	1:20.699	42.122	17.476	21.101	172	218		
13	0	1:20.524	41.821	17.503	21.200	171	219	36	0	1:20.622	42.059	17.429	21.134	172	219		
14	0	1:20.849	41.945	17.635	21.269	171	218	37	0	1:20.751	42.037	17.490	21.224	172	218		
15	0	1:24.590	42.036	17.506	25.048	50	217	38	0	1:20.862	42.121	17.507	21.234	172	219		
16	0	1:52.087	1:13.346	17.635	21.106	172		39	0	1:20.936	42.188	17.534	21.214	174	219		
17	0	1:21.180	42.942	17.423	20.815	174	217	40	0	1:20.753	42.101	17.493	21.159	174	219		
18	0	1:19.515	41.428	17.248	20.839	174	219	41	0	1:20.731	42.110	17.524	21.097	172	219		
19	0	1:19.499	41.469	17.220	<b>20.810</b>	174	219	42	0	1:20.911	42.053	17.435	21.423	172	220		
20	0	1:19.596	41.438	<b>17.197</b>	20.961	174	219	43	0	1:20.797	42.065	17.537	21.195	174	219		
21	0	1:19.560	41.385	17.300	20.875	174	219	44	0	1:20.815	42.195	17.425	21.195	174	220		
22	0	<b>1:19.480</b>	<b>41.378</b>	17.249	20.853	174	219	45	0	1:21.118	42.376	17.482	21.260	174	220		
23	0	1:19.978	41.529	17.377	21.072	174	<b>220</b>	46	0	1:21.326	42.307	17.539	21.480	171	220		



Sector List

Lap Id	Time	SE1	SP1	SE2	SP2	SE3	SP3	TSP	Lap Id	Time	SE1	SP1	SE2	SP2	SE3	SP3	TSP		
<b>6</b>		<b>Alessio Deledda</b>								<b>SSR Performance</b>							<b>theoretical best time: 1:20.184</b>		
1	0	1:39.455	48.871	26.266	24.318	166	189		24	0	1:20.665	41.764	<b>17.561</b>	21.340	172	218			
2	0	2:48.795	1:05.867	43.372	59.556	29	156		25	0	1:20.669	<b>41.502</b>	17.802	21.365	<b>174</b>	218			
3	0	21:55.271	20:23.627	27.651	1:03.993	85	127		26	0	1:20.952	41.932	17.726	21.294	172	219			
4	0	1:26.095	45.824	18.671	21.600	170	188		27	0	1:21.068	41.824	17.739	21.505	171	218			
5	0	1:21.522	42.195	17.861	21.466	170	217		28	0	1:21.149	41.932	17.745	21.472	170	218			
6	0	1:21.250	42.016	17.825	21.409	171	217		29	0	1:21.241	41.984	17.815	21.442	171	217			
7	0	1:21.803	42.025	18.244	21.534	170	217		30	0	1:21.572	42.199	17.820	21.553	171	218			
8	0	1:21.323	42.064	17.823	21.436	169	216		31	0	1:21.635	41.886	18.107	21.642	170	217			
9	0	1:21.106	41.813	17.905	21.388	171	217		32	0	1:21.436	41.962	17.745	21.729	170	217			
10	0	1:21.120	41.900	17.708	21.512	171	216		33	0	1:23.302	42.277	18.092	22.933	143	216			
11	0	1:21.260	41.902	17.876	21.482	170	217		34	0	1:27.178	45.363	17.916	23.899	166	152			
12	0	1:21.210	42.112	17.774	21.324	171	216		35	0	1:24.602	42.784	19.242	22.576	158	215			
13	0	1:21.533	42.310	17.820	21.403	171	217		36	0	1:23.588	43.717	18.098	21.773	170	190			
14	0	1:21.066	42.005	17.742	21.319	170	218		37	0	1:22.264	42.632	18.000	21.632	170	217			
15	0	1:21.714	42.207	18.049	21.458	172	217		38	0	1:22.167	42.471	18.072	21.624	162	217			
16	0	1:22.077	42.216	18.148	21.713	171	217		39	0	1:24.370	44.791	18.088	21.491	171	165			
17	0	1:25.495	42.328	17.882	25.285	50	217		40	0	1:21.657	42.284	17.774	21.599	170	<b>219</b>			
18	0	1:56.023	1:14.712	19.252	22.059	167			41	0	1:22.571	43.060	17.998	21.513	171	201			
19	0	1:23.420	43.053	18.875	21.492	171	215		42	0	1:22.119	42.608	17.956	21.555	171	219			
20	0	1:21.047	41.998	17.853	21.196	171	216		43	0	1:23.582	42.285	19.344	21.953	169	219			
21	0	1:20.708	41.904	17.673	21.131	171	217		44	0	1:24.444	42.503	19.652	22.289	171	219			
22	<b>0</b>	<b>1:20.567</b>	41.544	17.794	21.229	172	218		45	0	1:26.382	43.524	20.459	22.399	166	216			
23	0	1:20.674	41.868	17.685	<b>21.121</b>	171	218												

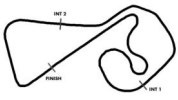
Lap Id	Time	SE1	SP1	SE2	SP2	SE3	SP3	TSP	Lap Id	Time	SE1	SP1	SE2	SP2	SE3	SP3	TSP		
<b>7</b>		<b>Ricardo Feller</b>								<b>ABT Sportsline</b>							<b>theoretical best time: 1:18.872</b>		
1	0	1:27.014	43.118	21.077	22.819	166	178		24	0	1:20.055	41.566	17.530	20.959	171	221			
2	0	2:30.874	1:01.143	42.958	46.773	39	210		25	0	1:20.082	41.591	17.488	21.003	172	220			
3	0	21:48.586	20:41.451	29.458	37.677	170	52		26	0	1:20.300	41.643	17.642	21.015	172	220			
4	0	1:21.862	42.961	17.785	21.116	171	218		27	0	1:20.208	41.626	17.574	21.008	174	220			
5	0	1:20.358	41.870	17.562	20.926	<b>174</b>	219		28	0	1:20.271	41.702	17.484	21.085	174	221			
6	0	1:20.107	41.651	17.513	20.943	172	221		29	0	1:20.292	41.728	17.481	21.083	172	220			
7	0	1:19.829	41.521	17.389	20.919	172	220		30	0	1:20.305	41.716	17.614	20.975	172	220			
8	0	1:20.166	41.645	17.573	20.948	174	220		31	0	1:20.521	41.835	17.542	21.144	172	221			
9	0	1:20.045	41.616	17.530	20.899	171	219		32	0	1:21.092	41.955	17.717	21.420	171	220			
10	0	1:20.129	41.598	17.521	21.010	170	219		33	0	1:20.865	42.145	17.538	21.182	172	220			
11	0	1:20.439	41.785	17.617	21.037	172	220		34	0	1:21.055	42.125	17.627	21.303	172	220			
12	0	1:20.496	41.855	17.529	21.112	172	221		35	0	1:20.603	41.951	17.569	21.083	172	219			
13	0	1:20.503	41.765	17.594	21.144	171	221		36	0	1:20.825	42.073	17.570	21.182	172	221			
14	0	1:20.589	41.855	17.601	21.133	174	219		37	0	1:20.941	42.104	17.665	21.172	172	220			
15	0	1:24.153	41.911	17.629	24.613	50	220		38	0	1:20.728	42.097	17.555	21.076	174	220			
16	0	1:51.168	1:12.682	17.630	20.856	174			39	0	1:20.910	42.144	17.719	21.047	174	221			
17	0	1:20.967	42.763	17.344	20.860	172	220		40	0	1:20.839	42.152	17.560	21.127	172	221			
18	0	1:19.637	41.781	<b>17.187</b>	<b>20.669</b>	174	220		41	0	1:20.684	41.942	17.581	21.161	174	222			
19	<b>0</b>	<b>1:19.072</b>	<b>41.016</b>	17.218	20.838	172	220		42	0	1:20.717	41.958	17.613	21.146	172	222			
20	0	1:19.532	41.258	17.427	20.847	174	221		43	0	1:20.917	41.953	17.823	21.141	174	222			
21	0	1:19.489	41.292	17.376	20.821	174	220		44	0	1:20.825	42.083	17.607	21.135	174	222			
22	0	1:19.895	41.522	17.383	20.990	170	221		45	0	1:21.016	42.158	17.610	21.248	174	<b>222</b>			
23	0	1:19.608	41.316	17.356	20.936	174	219		46	0	1:21.228	42.151	17.733	21.344	172	222			



Sector List

Lap Id	Time	SE1	SP1	SE2	SP2	SE3	SP3	TSP	Lap Id	Time	SE1	SP1	SE2	SP2	SE3	SP3	TSP				
<b>8</b>		Luca Engstler								Liqui Moly Team Engstler							theoretical best time: 1:19.631				
1	0	1:37.758	48.229	25.461		24.068	150	191	17	0	1:22.425	42.241	17.861		22.323	157	218				
2	0	2:44.232	1:05.900	43.270		55.062	39	156	18	0	1:21.876	42.473	17.883		21.520	170	212				
3	0	21:29.940	20:28.407	27.995		33.538	<b>177</b>	112	19	0	1:20.167	41.723	17.511		<b>20.933</b>	171	217				
4	0	1:22.626	43.578	17.893		21.155	170	214	20	0	1:19.832	<b>41.412</b>	17.364		21.056	170	218				
5	0	1:21.546	42.331	17.908		21.307	165	216	21	<b>0</b>	<b>1:19.818</b>	41.429	<b>17.286</b>		21.103	170	217				
6	0	1:21.330	42.305	17.607		21.418	172	217	22	0	1:20.100	41.674	17.369		21.057	174	217				
7	0	1:20.855	41.894	17.582		21.379	165	219	23	0	1:20.044	41.568	17.437		21.039	170	218				
8	0	1:21.233	42.169	17.708		21.356	169	<b>220</b>	24	0	1:20.293	41.580	17.436		21.277	170	218				
9	0	1:21.635	42.709	17.724		21.202	169	218	25	0	1:20.439	41.750	17.515		21.174	170	218				
10	0	1:21.213	42.189	17.699		21.325	172	218	26	0	1:20.691	41.917	17.510		21.264	170	218				
11	0	1:21.330	42.267	17.671		21.392	165	218	27	0	1:20.522	41.852	17.439		21.231	171	217				
12	0	1:21.777	42.464	17.820		21.493	167	219	28	0	1:22.330	43.203	17.831		21.296	167	217				
13	0	1:21.652	42.155	17.886		21.611	170	218	29	0	1:20.605	41.922	17.530		21.153	170	217				
14	0	1:21.337	42.191	17.696		21.450	169	218	30	0	1:21.280	41.769	17.516		21.995	161	218				
15	0	1:25.106	42.513	17.739		24.854	50	217	31	0	2:52.643	1:13.970				29	218				
16	0	1:53.535	1:14.682	17.714		21.139	170														

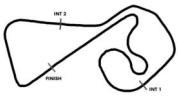
<b>9</b>		Tim Heinemann								Toksport WRT							theoretical best time: 1:19.082				
1	0	1:34.224	46.376	23.747		24.101	165	187	24	0	1:19.818	41.387	17.389		21.042	171	217				
2	0	2:38.056	1:01.825	42.534		53.697	36	183	25	0	1:19.922	41.513	17.402		21.007	171	217				
3	0	21:37.025	20:34.492	28.138		34.395	172	71	26	0	1:19.868	41.320	17.393		21.155	171	217				
4	0	1:21.886	42.635	17.908		21.343	172	217	27	0	1:20.081	41.396	17.481		21.204	170	217				
5	0	1:21.773	42.881	17.700		21.192	171	<b>219</b>	28	0	1:20.313	41.545	17.535		21.233	169	216				
6	0	1:20.499	41.763	17.666		21.070	171	217	29	0	1:20.238	41.709	17.407		21.122	170	215				
7	0	1:25.079	46.166	17.573		21.340	170	217	30	0	1:20.102	41.534	17.435		21.133	171	217				
8	0	1:21.164	42.199	17.647		21.318	172	217	31	0	1:20.261	41.606	17.514		21.141	172	218				
9	0	1:20.873	41.906	17.633		21.334	171	218	32	0	1:20.458	41.558	17.574		21.326	171	217				
10	0	1:21.309	42.246	17.766		21.297	171	217	33	0	1:20.475	41.785	17.538		21.152	172	217				
11	0	1:21.348	42.316	17.774		21.258	171	218	34	0	1:20.877	41.868	17.616		21.393	171	217				
12	0	1:21.641	42.517	17.753		21.371	171	217	35	0	1:20.622	41.896	17.433		21.293	169	217				
13	0	1:21.542	42.330	17.807		21.405	171	217	36	0	1:20.685	41.853	17.600		21.232	170	216				
14	0	1:21.385	42.204	17.892		21.289	171	217	37	0	1:21.109	42.057	17.770		21.282	170	216				
15	0	1:25.077	42.385	17.802		24.890	50	218	38	0	1:21.688	42.131	17.630		21.927	167	216				
16	0	1:55.281	1:16.244	17.932		21.105	<b>174</b>		39	0	1:21.208	42.329	17.615		21.264	170	217				
17	0	1:20.922	41.796	17.525		21.601	169	219	40	0	1:20.979	42.049	17.649		21.281	172	218				
18	0	1:21.947	42.580	18.061		21.306	171	216	41	0	1:20.772	41.957	17.598		21.217	171	219				
19	0	1:19.160	41.138	<b>17.210</b>		<b>20.812</b>	171	216	42	0	1:21.052	42.101	17.609		21.342	172	219				
20	<b>0</b>	<b>1:19.158</b>	<b>41.060</b>	17.252		20.846	171	216	43	0	1:20.958	41.981	17.538		21.439	172	219				
21	0	1:19.483	41.312	17.292		20.879	172	216	44	0	1:21.240	42.080	17.763		21.397	171	219				
22	0	1:19.467	41.259	17.253		20.955	171	217	45	0	1:21.058	42.087	17.635		21.336	171	218				
23	0	1:19.794	41.298	17.404		21.092	171	217	46	0	1:22.658	42.613	18.147		21.898	167	218				



### Sector List

Lap Id	Time	SE1	SP1	SE2	SP2	SE3	SP3	TSP	Lap Id	Time	SE1	SP1	SE2	SP2	SE3	SP3	TSP	
<b>11</b>		Marco Wittmann								<b>Project 1</b>	theoretical best time: <b>1:19.093</b>							
1	0	1:35.988	47.397	24.472	24.119	157	197		24	0	1:20.019	41.586	17.354	21.079	171	226		
2	0	2:39.349	1:02.504	43.064	53.781	35	178		25	0	1:20.016	41.635	17.343	21.038	175	225		
3	0	21:34.798	20:32.787	28.452	33.559	171	69		26	0	1:20.353	41.657	17.585	21.111	174	226		
4	0	1:22.407	43.263	17.896	21.248	175	223		27	0	1:20.588	41.917	17.523	21.148	174	226		
5	0	1:21.274	42.371	17.735	21.168	172	226		28	0	1:20.629	41.913	17.579	21.137	175	225		
6	0	1:20.965	42.202	17.723	21.040	174	224		29	0	1:20.867	41.920	17.641	21.306	170	226		
7	0	1:20.604	41.922	17.629	21.053	175	225		30	0	1:20.877	42.024	17.725	21.128	172	226		
8	0	1:20.693	41.996	17.598	21.099	175	225		31	0	1:20.830	42.116	17.570	21.144	175	226		
9	0	1:20.755	42.086	17.538	21.131	172	225		32	0	1:20.863	42.071	17.656	21.136	172	226		
10	0	1:20.769	42.006	17.692	21.071	175	225		33	0	1:20.452	41.996	17.417	21.039	177	225		
11	0	1:20.811	41.952	17.668	21.191	175	225		34	0	1:20.763	42.072	17.529	21.162	171	226		
12	0	1:20.858	42.094	17.691	21.073	174	225		35	0	1:20.958	42.097	17.632	21.229	175	225		
13	0	1:20.892	42.109	17.622	21.161	174	226		36	0	1:20.911	42.085	17.553	21.273	167	226		
14	0	1:20.950	42.005	17.735	21.210	172	226		37	0	1:21.151	42.336	17.613	21.202	172	225		
15	0	1:20.958	42.130	17.633	21.195	174	225		38	0	1:21.377	42.431	17.621	21.325	174	225		
16	0	1:24.569	42.219	17.632	24.718	50	225		39	0	1:21.014	42.082	17.658	21.274	<b>178</b>	226		
17	0	1:53.105	1:14.402	17.718	20.985	177			40	0	1:21.342	42.470	17.656	21.216	175	227		
18	0	1:19.723	41.619	17.436	<b>20.668</b>	175	225		41	0	1:21.063	42.146	17.701	21.216	174	227		
19	0	<b>1:19.176</b>	<b>41.256</b>	<b>17.169</b>	20.751	177	225		42	0	1:21.135	42.238	17.667	21.230	174	227		
20	0	1:19.503	41.312	17.414	20.777	175	226		43	0	1:21.319	42.307	17.752	21.260	175	226		
21	0	1:19.617	41.400	17.389	20.828	175	226		44	0	1:21.895	42.927	17.748	21.220	174	<b>228</b>		
22	0	1:19.992	41.637	17.488	20.867	175	225		45	0	1:21.405	42.358	17.756	21.291	175	227		
23	0	1:20.011	41.530	17.481	21.000	172	226		46	0	1:22.082	42.946	17.735	21.401	174	226		
<b>14</b>		Jack Aitken								<b>EMIL FREY RACING</b>	theoretical best time: <b>1:19.750</b>							
1	1	1:24.845	42.050	20.221	22.574	171	177		10	1	1:20.166	41.772	17.431	20.963	172	220		
2	1	2:28.113	1:00.262	43.691	44.160	40	216		11	1	1:20.386	41.648	17.697	21.041	172	<b>222</b>		
3	1	21:52.999	20:43.015	30.845	39.139	170	59		12	1	1:20.244	41.732	17.449	21.063	172	222		
4	1	1:21.138	42.404	17.578	21.156	<b>172</b>	217		13	1	1:20.245	41.730	17.430	21.085	171	222		
5	1	1:19.923	<b>41.643</b>	17.296	20.984	172	220		14	1	1:20.704	41.910	17.583	21.211	171	221		
6	1	1:19.978	41.655	17.324	20.999	171	220		15	1	1:20.768	42.054	17.631	21.083	172	221		
7	1	1:20.093	41.688	17.553	20.852	172	220		16	1	1:23.197	41.680	<b>17.283</b>	24.234		221		
8	1	1:20.344	41.778	17.560	21.006	172	221		17	1	2:28.191	1:16.558						
9	1	<b>1:19.887</b>	41.684	17.379	<b>20.824</b>	172	220											

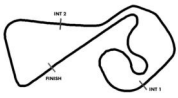




Sector List

Lap Id	Time	SE1	SP1	SE2	SP2	SE3	SP3	TSP	Lap Id	Time	SE1	SP1	SE2	SP2	SE3	SP3	TSP		
<b>22</b>		Lucas Auer								Mercedes-AMG Team WINWARD							theoretical best time: 1:19.240		
1	0	1:32.864	45.623	22.874	24.367	146	188		24	0	1:20.859	42.155	17.587	21.117	172	219			
2	0	2:36.121	1:01.042	42.884	52.195	42	175		25	0	1:20.633	42.024	17.478	21.131	172	220			
3	0	21:39.871	20:36.254	28.137	35.480	171	65		26	0	1:20.473	41.939	17.512	21.022	171	221			
4	0	1:27.309	48.752	17.573	20.984	172	219		27	0	1:24.318	42.215	17.571	24.532	50	220			
5	0	1:20.757	41.989	17.497	21.271	172	219		28	0	1:54.605	1:15.270	18.080	21.255	172				
6	0	1:21.079	42.143	17.695	21.241	172	220		29	0	1:20.407	41.788	17.695	20.924	174	219			
7	0	1:21.407	42.321	17.735	21.351	169	221		30	0	1:20.263	41.365	17.362	21.536	169	220			
8	0	1:21.112	42.106	17.721	21.285	174	219		31	0	1:20.686	42.278	17.460	20.948	172	217			
9	0	1:21.445	42.349	17.878	21.218	174	221		32	0	1:19.831	<b>41.239</b>	17.441	21.151	172	220			
10	0	1:21.433	42.170	17.721	21.542	174	221		33	0	1:19.664	41.389	17.367	20.908	172	219			
11	0	1:20.991	42.027	17.650	21.314	171	221		34	0	1:19.596	41.355	17.299	20.942	172	220			
12	0	1:21.754	42.401	17.881	21.472	172	221		35	0	1:19.616	41.379	<b>17.178</b>	21.059	171	221			
13	0	1:21.659	42.398	17.896	21.365	172	222		36	0	1:20.020	41.468	17.381	21.171	172	220			
14	0	1:21.631	42.429	17.732	21.470	170	221		37	0	1:24.780	46.284	17.488	21.008	171	219			
15	0	1:21.405	42.275	17.920	21.210	172	220		38	0	1:24.529	46.095	17.392	21.042	174	219			
16	0	1:20.917	42.110	17.624	21.183	172	221		39	0	1:24.351	45.972	17.321	21.058	174	220			
17	0	1:20.631	41.962	17.440	21.229	172	220		40	0	1:19.876	41.445	17.456	20.975	<b>175</b>	221			
18	0	1:20.532	41.864	17.506	21.162	172	220		41	0	<b>1:19.499</b>	41.489	17.187	<b>20.823</b>	172	222			
19	0	1:20.429	41.890	17.416	21.123	171	220		42	0	1:19.754	41.522	17.293	20.939	174	221			
20	0	1:20.415	41.854	17.439	21.122	172	220		43	0	1:19.796	41.568	17.305	20.923	175	221			
21	0	1:20.586	41.921	17.541	21.124	172	219		44	0	1:20.240	41.788	17.377	21.075	172	<b>222</b>			
22	0	1:20.773	41.999	17.602	21.172	171	220		45	0	1:20.199	41.796	17.293	21.110	172	221			
23	0	1:20.823	42.085	17.461	21.277	170	220		46	0	1:20.313	41.842	17.436	21.035	174	222			
<b>24</b>		Ayhancan Güven								Team75 Motorsport							theoretical best time: 1:20.975		
1	0	1:43.841	52.440	24.678	26.723	144	181		9	0	1:21.529	42.512	17.818	21.199	171	219			
2	0	2:47.008	1:02.653	43.478	1:00.877	25	162		10	0	1:21.277	<b>42.077</b>	17.961	21.239	172	219			
3	0	21:22.371	20:22.827	27.032	32.512	155	108		11	0	<b>1:21.086</b>	42.093	17.788	21.205	172	219			
4	0	1:21.950	42.895	17.865	21.190	171	210		12	0	1:21.847	42.554	17.897	21.396	171	219			
5	0	1:21.178	42.102	17.778	21.298	<b>172</b>	217		13	0	1:21.593	42.387	17.826	21.380	172	219			
6	0	1:21.421	42.396	17.761	21.264	170	218		14	0	1:21.512	42.360	17.940	21.212	172	<b>219</b>			
7	0	1:21.243	42.290	<b>17.722</b>	21.231	170	219		15	0	1:27.662	42.425	18.117	27.120	50	219			
8	0	1:21.117	42.134	17.807	<b>21.176</b>	172	219		16	0	2:00.243	1:16.477	17.902	25.864	50				

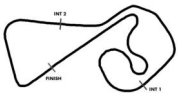




Sector List

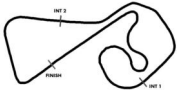
Lap	Id	Time	SE1	SP1	SE2	SP2	SE3	SP3	TSP	Lap	Id	Time	SE1	SP1	SE2	SP2	SE3	SP3	TSP
<b>27</b>		David Schumacher								Mercedes-AMG Team WINWARD									theoretical best time: 1:19.624
1	0	1:35.000	46.637		24.179		24.184	161	187	24	0	1:20.469	41.840		17.434		21.195	171	<b>219</b>
2	0	2:38.867	1:02.267		42.972		53.628	36	172	25	0	1:19.943	41.622		17.258		21.063	170	218
3	0	21:36.009	20:33.439		28.428		34.142	169	130	26	0	1:20.553	41.942		17.339		21.272	171	218
4	0	1:22.261	42.858		18.003		21.400	170	216	27	0	1:20.389	41.856		17.389		21.144	170	218
5	0	1:21.323	42.363		17.763		21.197	170	218	28	0	1:20.673	41.933		17.473		21.267	170	218
6	0	1:20.710	41.988		17.573		21.149	170	218	29	0	1:20.862	41.995		17.568		21.299	170	218
7	0	1:20.580	41.879		17.526		21.175	170	217	30	0	1:20.801	42.123		17.508		21.170	171	218
8	0	1:20.800	42.095		17.538		21.167	<b>171</b>	217	31	0	1:20.657	41.952		17.490		21.215	170	218
9	0	1:20.581	41.955		17.488		21.138	170	217	32	0	1:21.101	42.059		17.615		21.427	171	217
10	0	1:20.669	42.067		17.426		21.176	171	217	33	0	1:20.675	42.023		17.497		21.155	171	217
11	0	1:20.562	41.952		17.438		21.172	170	217	34	0	1:20.747	42.001		17.442		21.304	169	217
12	0	1:20.823	42.162		17.430		21.231	170	218	35	0	1:20.929	42.334		17.304		21.291	171	217
13	0	1:20.790	42.139		17.473		21.178	170	217	36	0	1:21.008	42.278		17.447		21.283	171	217
14	0	1:20.718	41.944		17.593		21.181	170	217	37	0	1:20.920	42.217		17.527		21.176	170	217
15	0	1:24.004	42.128		17.410		24.466	49	217	38	0	1:21.296	42.532		17.478		21.286	169	218
16	0	1:51.808	1:12.864		17.710		21.234	170		39	0	1:21.624	42.361		17.662		21.601	170	217
17	0	1:20.672	42.208		17.523		<b>20.941</b>	171	216	40	0	1:21.156	42.333		17.548		21.275	171	218
18	0	1:20.028	41.591		17.279		21.158	170	218	41	0	1:20.786	42.136		17.426		21.224	170	219
19	<b>0</b>	<b>1:19.793</b>	41.662		<b>17.189</b>		20.942	170	217	42	0	1:20.980	42.129		17.586		21.265	170	218
20	0	1:19.805	<b>41.494</b>		17.248		21.063	170	217	43	0	1:21.121	42.224		17.539		21.358	170	218
21	0	1:20.114	41.634		17.395		21.085	171	217	44	0	1:21.448	42.452		17.666		21.330	170	219
22	0	1:20.092	41.681		17.335		21.076	171	217	45	0	1:21.342	42.247		17.611		21.484	170	219
23	0	1:20.136	41.784		17.357		20.995	171	218	46	0	1:21.482	42.490		17.597		21.395	170	218

Lap	Id	Time	SE1	SP1	SE2	SP2	SE3	SP3	TSP	Lap	Id	Time	SE1	SP1	SE2	SP2	SE3	SP3	TSP
<b>33</b>		Rene Rast								Schubert Motorsport									theoretical best time: 1:19.376
1	0	1:33.551	46.132		23.502		23.917	167	187	24	0	1:20.014	41.538		17.484		20.992	177	226
2	0	2:36.796	1:01.668		42.656		52.472	37	190	25	0	1:20.369	41.701		17.592		21.076	174	226
3	0	21:38.710	20:35.705		28.143		34.862	172	133	26	0	1:20.196	41.641		17.523		21.032	171	226
4	0	1:22.414	43.246		17.861		21.307	175	222	27	0	1:20.138	41.575		17.477		21.086	175	226
5	0	1:21.072	42.332		17.717		21.023	172	224	28	0	1:20.272	41.673		17.406		21.193	175	<b>227</b>
6	0	1:20.415	41.870		17.550		20.995	174	224	29	0	1:20.533	41.796		17.564		21.173	175	226
7	0	1:20.786	41.707		17.556		21.523	171	225	30	0	1:20.542	41.859		17.555		21.128	171	226
8	0	1:20.100	41.556		17.553		20.991	177	223	31	0	1:20.730	41.918		17.605		21.207	175	227
9	0	1:20.244	41.623		17.641		20.980	<b>178</b>	224	32	0	1:20.747	41.857		17.700		21.190	172	226
10	0	1:20.101	41.627		17.474		21.000	171	224	33	0	1:20.525	41.805		17.571		21.149	174	225
11	0	1:20.420	41.717		17.612		21.091	172	225	34	0	1:20.956	41.996		17.658		21.302	172	226
12	0	1:20.306	41.721		17.556		21.029	172	224	35	0	1:20.666	41.979		17.514		21.173	175	225
13	0	1:20.535	41.738		17.671		21.126	174	225	36	0	1:20.961	41.990		17.754		21.217	174	225
14	0	1:20.637	41.834		17.694		21.109	174	225	37	0	1:20.905	42.140		17.512		21.253	174	225
15	0	1:24.521	41.985		17.784		24.752	50	225	38	0	1:20.641	41.975		17.598		21.068	174	225
16	0	1:52.045	1:13.030		17.893		21.122	174		39	0	1:20.956	41.967		17.687		21.302	177	226
17	0	1:20.749	42.373		17.489		20.887	175	224	40	0	1:20.898	42.086		17.593		21.219	172	225
18	<b>0</b>	<b>1:19.376</b>	<b>41.204</b>		<b>17.349</b>		<b>20.823</b>	171	225	41	0	1:20.920	41.996		17.681		21.243	174	226
19	0	1:19.580	41.328		17.386		20.866	172	225	42	0	1:20.847	42.035		17.584		21.228	172	226
20	0	1:19.918	41.397		17.559		20.962	178	225	43	0	1:20.848	42.063		17.591		21.194	174	225
21	0	1:19.927	41.457		17.477		20.993	175	225	44	0	1:20.703	41.985		17.583		21.135	172	226
22	0	1:19.963	41.537		17.467		20.959	177	226	45	0	1:20.960	42.021		17.608		21.331	174	227
23	0	1:20.002	41.480		17.456		21.066	177	226	46	0	1:21.214	42.201		17.742		21.271	172	226



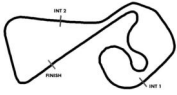
Sector List

Lap Id	Time	SE1	SP1	SE2	SP2	SE3	SP3	TSP	Lap Id	Time	SE1	SP1	SE2	SP2	SE3	SP3	TSP
<b>36</b>		Arjun Maini							Mercedes-AMG Team HRT				theoretical best time: 1:19.593				
1	0	1:29.541	44.257	21.714	23.570	150	184	24	0	1:20.132	41.639	17.383	21.110	172	219		
2	0	2:33.073	1:00.802	43.473	48.798	41	189	25	0	1:20.257	41.872	17.364	21.021	172	219		
3	0	21:44.887	20:39.078	28.942	36.867	171	58	26	0	1:20.215	41.751	17.354	21.110	171	219		
4	0	1:22.290	43.047	17.894	21.349	171	217	27	0	1:20.464	41.841	17.455	21.168	171	218		
5	0	1:20.351	41.896	17.515	20.940	172	218	28	0	1:20.438	41.902	17.421	21.115	171	218		
6	0	1:20.353	41.719	17.584	21.050	174	219	29	0	1:20.541	41.953	17.461	21.127	172	219		
7	0	1:19.949	<b>41.462</b>	17.475	21.012	171	219	30	0	1:20.441	41.938	17.381	21.122	171	219		
8	0	1:20.344	41.613	17.635	21.096	172	218	31	0	1:20.549	41.889	17.414	21.246	170	219		
9	0	1:20.268	41.581	17.542	21.145	171	218	32	0	1:20.553	41.920	17.404	21.229	171	218		
10	0	1:20.464	41.698	17.582	21.184	172	218	33	0	1:20.759	41.963	17.481	21.315	171	218		
11	0	1:20.287	41.670	17.444	21.173	171	219	34	0	1:20.541	42.031	17.393	21.117	172	218		
12	0	1:20.461	41.709	17.526	21.226	171	219	35	0	1:20.757	42.054	17.502	21.201	171	219		
13	0	1:20.693	41.817	17.559	21.317	169	219	36	0	1:20.898	42.123	17.609	21.166	171	218		
14	0	1:20.926	41.987	17.657	21.282	172	218	37	0	1:20.803	42.029	17.530	21.244	171	218		
15	0	1:20.792	41.909	17.658	21.225	171	218	38	0	1:20.628	41.974	17.489	21.165	170	218		
16	0	1:24.543	41.983	17.563	24.997	50	218	39	0	1:20.963	42.118	17.677	21.168	171	218		
17	0	1:51.411	1:12.475	17.697	21.239	171		40	0	1:20.792	42.046	17.515	21.231	172	218		
18	0	1:20.650	42.049	17.504	21.097	171	218	41	0	1:20.881	42.133	17.529	21.219	172	219		
19	0	1:20.077	41.901	17.298	<b>20.878</b>	172	218	42	0	1:20.603	42.004	17.403	21.196	170	219		
20	0	1:20.081	41.710	17.334	21.037	171	219	43	0	1:20.513	41.908	17.481	21.124	171	219		
21	0	1:19.911	41.620	17.307	20.984	172	218	44	0	1:20.894	42.188	17.490	21.216	171	219		
22	0	<b>1:19.712</b>	41.558	<b>17.253</b>	20.901	172	218	45	0	1:20.745	42.039	17.478	21.228	172	219		
23	0	1:19.952	41.707	17.302	20.943	172	219	46	0	1:20.949	42.176	17.522	21.251	171	219		
<b>40</b>		Mattia Drudi							Tresor Orange 1				theoretical best time: 1:20.299				
1	0	1:36.973	47.980	25.047	23.946	155	193	16	0	1:25.085	42.342	17.684	25.059	50	216		
2	0	2:43.585	1:03.389	43.082	57.114	38	161	17	0	1:57.810	1:18.319	18.086	21.405	170			
3	0	21:30.438	20:29.315	27.947	33.176	167	121	18	0	1:20.910	42.052	17.541	21.317	171	216		
4	0	1:22.497	43.158	18.032	21.307	171	215	19	0	1:20.936	42.291	17.608	<b>21.037</b>	170	218		
5	0	1:21.802	42.793	17.828	21.181	169	219	20	0	<b>1:20.420</b>	41.850	<b>17.468</b>	21.102	171	218		
6	0	1:21.127	42.253	17.632	21.242	170	218	21	0	1:20.586	<b>41.794</b>	17.554	21.238	170	218		
7	0	1:21.148	41.892	17.750	21.506	169	219	22	0	1:21.065	41.967	17.772	21.326	171	218		
8	0	1:20.930	42.058	17.746	21.126	170	216	23	0	1:20.612	41.813	17.644	21.155	171	219		
9	0	1:21.164	42.092	17.759	21.313	169	216	24	0	1:21.229	42.261	17.667	21.301	170	219		
10	0	1:21.540	42.467	17.744	21.329	170	217	25	0	1:21.065	42.137	17.632	21.296	170	218		
11	0	1:21.257	42.142	17.702	21.413	170	217	26	0	1:21.002	41.914	17.769	21.319	170	219		
12	0	1:21.381	42.321	17.816	21.244	171	217	27	0	1:21.449	42.210	17.860	21.379	170	218		
13	0	1:21.501	42.114	17.873	21.514	170	218	28	0	1:21.754	42.382	17.832	21.540	170	218		
14	0	1:21.605	42.400	17.851	21.354	169	216	29	0	1:21.381	41.999	17.893	21.489	171	218		
15	0	1:21.497	42.199	17.870	21.428	169	217	30	0	1:25.166	42.121	17.726	25.319	50	218		
<b>48</b>		Maro Engel							Mercedes-AMG Team MANN-FILTER				theoretical best time:				
1	0	10:22.048		8:27.017	1:55.031	28	<b>179</b>										



Sector List

Lap Id	Time	SE1	SP1	SE2	SP2	SE3	SP3	TSP	Lap Id	Time	SE1	SP1	SE2	SP2	SE3	SP3	TSP		
<b>56</b>		Sandro Holzem								Project 1							theoretical best time: 1:19.678		
1	0	1:38.461	48.335	25.961	24.165	150	196		24	0	1:20.515	41.841	17.455	21.219	174	227			
2	0	2:44.928	1:05.872	43.364	55.692	37	151		25	0	1:20.615	41.707	17.701	21.207	174	226			
3	0	21:28.639	20:27.750	27.888	33.001	171	127		26	0	1:20.540	41.780	17.521	21.239	175	225			
4	0	1:21.863	43.084	17.684	21.095	175	221		27	0	1:21.394	42.479	17.617	21.298	174	225			
5	0	1:21.747	42.702	17.789	21.256	174	226		28	0	1:23.401	43.646	18.418	21.337	172	225			
6	0	1:21.365	42.307		174	225			29	0	1:20.916	42.006	17.729	21.181	175	225			
7	0	1:20.788	41.940	17.640	21.208	174	225		30	0	1:20.810	41.809	17.680	21.321	177	226			
8	0	1:21.186	42.209	17.688	21.289	172	226		31	0	1:21.242	42.296	17.686	21.260	174	225			
9	0	1:21.121	42.287	17.684	21.150	175	224		32	0	1:22.825	42.168	19.147	21.510	174	225			
10	0	1:21.585	42.441	17.692	21.452	172	226		33	0	1:21.090	42.139	17.619	21.332	174	225			
11	0	1:21.126	42.154	17.732	21.240	172	225		34	0	1:21.414	42.329	17.735	21.350	172	225			
12	0	1:21.588	42.717	17.653	21.218	171	225		35	0	1:21.240	42.161	17.613	21.466	172	224			
13	0	1:21.443	42.351	17.730	21.362	172	225		36	0	1:21.078	42.240	17.586	21.252	175	225			
14	0	1:21.608	42.394	17.842	21.372	174	225		37	0	1:21.237	42.409	17.609	21.219	<b>181</b>	225			
15	0	1:21.586	42.400	17.759	21.427	170	225		38	0	1:21.408	42.278	17.710	21.420	172	225			
16	0	1:21.327	42.410	17.563	21.354	174	224		39	0	1:22.096	42.376	18.097	21.623	172	225			
17	0	1:25.364	42.316	17.679	25.369	49	225		40	0	1:21.733	42.436	17.700	21.597	174	225			
18	0	1:55.983	1:15.741	18.115	22.127	169			41	0	1:21.655	42.411	17.728	21.516	175	226			
19	0	1:20.879	42.432	17.514	20.933	174	220		42	0	1:21.573	42.258	17.764	21.551	174	226			
20	0	1:20.281	41.871	17.434	20.976	174	226		43	0	1:21.874	42.474	17.895	21.505	172	226			
21	<b>0</b>	<b>1:19.678</b>	<b>41.458</b>	<b>17.308</b>	<b>20.912</b>	177	225		44	0	1:21.968	42.494	17.940	21.534	174	226			
22	0	1:21.102	42.448	17.433	21.221	172	226		45	0	1:21.690	42.414	17.836	21.440	172	<b>228</b>			
23	0	1:20.002	41.602	17.403	20.997	174	225		46	0	1:21.874	42.557	17.880	21.437	174	226			
<b>63</b>		Clemens Schmid								GRT Grasser-Racing-Team							theoretical best time: 1:19.892		
1	0	1:36.387	47.790	24.637	23.960	161	191		24	0	1:20.733	41.822	17.675	21.236	172	220			
2	0	2:41.716	1:02.961	42.814	55.941	31	167		25	0	1:20.432	41.647	17.601	21.184	171	220			
3	0	21:32.361	20:30.884	28.177	33.300	169	133		26	0	1:20.612	41.820	17.573	21.219	171	220			
4	0	1:22.620	43.382	18.026	21.212	171	217		27	0	1:22.581	43.140	18.184	21.257	171	220			
5	0	1:21.358	42.380	17.771	21.207	170	219		28	0	1:21.549	42.013	18.062	21.474	170	219			
6	0	1:21.314	42.272	17.695	21.347	169	218		29	0	1:21.291	42.117	17.773	21.401	169	219			
7	0	1:20.951	42.017	17.739	21.195	171	218		30	0	1:21.177	42.155	17.661	21.361	169	219			
8	0	1:20.915	41.950	17.766	21.199	171	219		31	0	1:21.444	42.250	17.681	21.513	171	219			
9	0	1:21.074	42.130	17.684	21.260	170	219		32	0	1:21.732	42.215	18.035	21.482	171	219			
10	0	1:20.928	42.022	17.680	21.226	172	219		33	0	1:21.467	42.266	17.836	21.365	171	219			
11	0	1:21.100	42.039	17.699	21.362	171	220		34	0	1:21.300	42.216	17.715	21.369	171	219			
12	0	1:21.997	42.200	18.071	21.726	171	219		35	0	1:21.423	42.357	17.722	21.344	172	220			
13	0	1:21.144	42.074	17.729	21.341	170	219		36	0	1:21.519	42.257	17.840	21.422	172	220			
14	0	1:21.101	42.056	17.746	21.299	171	219		37	0	1:21.590	42.404	17.820	21.366	172	219			
15	0	1:25.065	42.237	17.838	24.990	50	219		38	0	1:21.505	42.457	17.727	21.321	172	220			
16	0	1:57.995	1:18.866	17.915	21.214	172			39	0	1:21.575	42.336	17.800	21.439	171	220			
17	0	1:22.046	43.419	17.554	21.073	171	221		40	0	1:21.447	42.361	17.647	21.439	171	220			
18	0	1:21.677	42.161	18.000	21.516	171	219		41	0	1:21.818	42.601	17.734	21.483	172	220			
19	0	1:20.474	41.895	17.554	<b>21.025</b>	171	219		42	0	1:21.891	42.560	17.907	21.424	174	221			
20	<b>0</b>	<b>1:20.047</b>	41.479	<b>17.463</b>	21.105	171	219		43	0	1:21.484	42.218	17.852	21.414	172	<b>221</b>			
21	0	1:20.139	<b>41.404</b>	17.496	21.239	<b>174</b>	219		44	0	1:21.904	42.441	17.848	21.615	170	221			
22	0	1:22.096	43.244	17.719	21.133	174	218		45	0	1:21.621	42.388	17.811	21.422	172	220			
23	0	1:20.330	41.648	17.593	21.089	171	221		46	0	1:21.757	42.360	17.857	21.540	171	220			

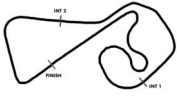


Sector List

Lap Id	Time	SE1	SP1	SE2	SP2	SE3	SP3	TSP	Lap Id	Time	SE1	SP1	SE2	SP2	SE3	SP3	TSP		
<b>69</b>		Thierry Vermeulen								<b>EMIL FREY RACING</b>							theoretical best time: <b>1:19.492</b>		
1	1:28.722	43.955		21.390		23.377	159	182	24	1:20.239	41.705		17.517		21.017	174	224		
2	1:23.1781	1:00.837		42.950		47.994	38	213	25	1:20.076	41.821		<b>17.291</b>		20.964	174	224		
3	1:21.46.686	20:40.391		29.026		37.269	170	49	26	1:20.254	41.716		17.456		21.082	174	223		
4	1:22.085	43.008		17.851		21.226	174	220	27	1:20.325	41.703		17.445		21.177	172	224		
5	1:20.126	41.874		17.365		20.887	172	220	28	1:20.383	41.835		17.470		21.078	174	222		
6	1:20.218	41.781		17.456		20.981	172	222	29	1:20.369	41.814		17.391		21.164	174	223		
7	1:20.093	41.689		17.398		21.006	174	222	30	1:20.446	41.893		17.435		21.118	174	223		
8	1:20.144	41.721		17.438		20.985	<b>175</b>	221	31	1:20.316	41.756		17.473		21.087	175	222		
9	1:19.997	41.711		17.351		20.935	175	222	32	1:21.258	41.993		17.780		21.485	171	223		
10	1:20.416	41.883		17.417		21.116	174	222	33	1:20.625	42.059		17.406		21.160	172	222		
11	1:20.269	41.719		17.503		21.047	174	222	34	1:20.331	41.960		17.354		21.017	174	221		
12	1:20.380	41.897		17.425		21.058	172	223	35	1:20.707	42.037		17.496		21.174	175	223		
13	1:20.480	41.956		17.409		21.115	172	223	36	1:20.617	41.934		17.454		21.229	172	223		
14	1:20.891	42.016		17.695		21.180	172	222	37	1:20.432	41.932		17.376		21.124	172	222		
15	1:20.789	42.022		17.530		21.237	172	222	38	1:20.730	42.033		17.390		21.307	172	222		
16	1:20.490	41.901		17.446		21.143	174	221	39	1:20.962	42.201		17.505		21.256	172	222		
17	1:23.731	41.812		17.378		24.541		222	40	1:20.695	42.142		17.419		21.134	172	222		
18	1:52.360	1:14.179		17.353		<b>20.828</b>	174		41	1:20.681	42.065		17.441		21.175	172	223		
19	<b>1:19.608</b>	41.452		17.295		20.861	174	223	42	1:20.950	42.026		17.554		21.370	174	224		
20	1:19.693	41.392		17.327		20.974	172	222	43	1:20.898	42.007		17.633		21.258	174	223		
21	1:19.630	<b>41.373</b>		17.360		20.897	174	222	44	1:20.968	42.100		17.570		21.298	174	<b>224</b>		
22	1:20.276	41.736		17.418		21.122	174	223	45	1:20.940	42.011		17.569		21.360	171	224		
23	1:20.103	41.630		17.496		20.977	175	223	46	1:20.744	42.026		17.418		21.300	172	223		

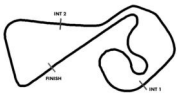
<b>75</b>		Laurin Heinrich								<b>Team75 Motorsport</b>							theoretical best time:		
1									<b>189</b>										

<b>83</b>		Patric Niederhauser								<b>Tresor Orange 1</b>							theoretical best time: <b>1:19.509</b>		
1	0	1:30.333	44.501		22.074		23.758	145	184	24	0	1:20.375	41.807		17.474		21.094	172	217
2	0	2:33.935	1:01.275		42.903		49.757	41	197	25	0	1:20.432	41.663		17.578		21.191	172	218
3	0	21:43.556	20:38.019		29.270		36.267	170	59	26	0	1:20.277	41.686		17.561		21.030	175	217
4	0	1:22.492	43.009					172	213	27	0	1:24.152	41.718		17.578		24.856	50	218
5	0	1:20.446	41.813		17.494		21.139	172	216	28	0	1:54.257	1:14.861		18.249		21.147	175	
6	0	1:20.314	41.757		17.599		20.958	171	217	29	0	1:19.930	41.551		17.585		<b>20.794</b>	177	217
7	0	1:20.037	41.584		17.530		20.923	171	219	30	0	1:19.759	<b>41.306</b>		17.514		20.939	175	219
8	0	1:20.193	41.636		17.548		21.009	170	218	31	0	<b>1:19.650</b>	41.315		17.435		20.900	171	219
9	0	1:20.388	41.825		17.488		21.075	175	219	32	0	1:20.008	41.443		17.515		21.050	171	219
10	0	1:20.264	41.694		17.564		21.006	172	216	33	0	1:20.658	41.983		17.558		21.117	170	220
11	0	1:20.493	41.749		17.460		21.284	171	218	34	0	1:20.783	42.230		17.489		21.064	<b>178</b>	217
12	0	1:20.598	41.872		17.592		21.134	172	218	35	0	1:21.294	42.649		17.554		21.091	174	<b>222</b>
13	0	1:20.447	41.673		17.601		21.173	170	217	36	0	1:20.778	42.045		17.525		21.208	174	217
14	0	1:21.227	42.003		17.879		21.345	172	219	37	0	1:21.043	42.201		17.568		21.274	171	219
15	0	1:20.923	41.992		17.750		21.181	170	217	38	0	1:20.459	41.859		17.569		21.031	171	219
16	0	1:20.890	41.965		17.727		21.198	170	219	39	0	1:20.907	42.057		17.536		21.314	177	218
17	0	1:20.423	41.862		17.510		21.051	172	216	40	0	1:21.263	42.594		17.602		21.067	171	221
18	0	1:20.145	41.618		<b>17.409</b>		21.118	171	216	41	0	1:21.028	42.277		17.681		21.070	171	218
19	0	1:20.231	41.569		17.435		21.227	174	219	42	0	1:21.301	42.174		17.743		21.384	169	221
20	0	1:20.077	41.576		17.450		21.051	171	215	43	0	1:20.580	41.736		17.644		21.200	167	219
21	0	1:20.298	41.697		17.490		21.111	172	218	44	0	1:20.422	41.853		17.512		21.057	171	219
22	0	1:20.188	41.627		17.520		21.041	170	215	45	0	1:21.346	42.225		17.565		21.556	170	221
23	0	1:20.281	41.663		17.548		21.070	171	219	46	0	1:22.012	42.420		18.075		21.517	171	221



Sector List

Lap Id	Time	SE1	SP1	SE2	SP2	SE3	SP3	TSP	Lap Id	Time	SE1	SP1	SE2	SP2	SE3	SP3	TSP		
<b>84</b>		Jusuf Owega								Mercedes-AMG Team BWT							theoretical best time: 1:19.372		
1	1	1:32.414	45.170	23.008		24.236	149	180	24	1	1:20.192	41.644	17.414		21.134	172	221		
2	1	2:35.175	1:00.867	42.911		51.397	36	182	25	1	1:20.091	41.568	17.340		21.183	171	220		
3	1	21:41.010	20:36.839	28.386		35.785	171	67	26	1	1:20.270	41.701	17.403		21.166	171	220		
4	1	1:22.256	42.855	17.985		21.416	170	219	27	1	1:20.447	41.794	17.483		21.170	171	220		
5	1	1:21.152	42.421	17.668		21.063	174	214	28	1	1:20.442	41.698	17.503		21.241	171	220		
6	1	1:20.314	41.674	17.466		21.174	171	220	29	1	1:20.512	41.812	17.439		21.261	171	219		
7	1	1:21.697	41.646	17.942		22.109	172	219	30	1	1:20.339	41.666	17.525		21.148	171	220		
8	1	1:20.590	41.838	17.580		21.172	172	219	31	1	1:20.699	41.931	17.549		21.219	174	220		
9	1	1:20.409	41.876	17.422		21.111	174	219	32	1	1:20.567	41.836	17.438		21.293	172	221		
10	1	1:20.241	41.734	17.379		21.128	174	219	33	1	1:20.731	42.013	17.463		21.255	172	220		
11	1	1:20.095	41.666	17.294		21.135	174	220	34	1	1:20.910	42.045	17.537		21.328	172	220		
12	1	1:20.318	41.811	17.429		21.078	172	221	35	1	1:21.036	42.362	17.545		21.129	172	221		
13	1	1:20.384	41.814	17.394		21.176	172	221	36	1	1:20.954	42.084	17.461		21.409	172	220		
14	1	1:20.898	42.131	17.546		21.221	172	220	37	1	1:20.879	42.158	17.400		21.321	172	220		
15	1	1:20.819	41.950	17.518		21.351	172	219	38	1	1:20.462	41.889	17.426		21.147	172	220		
16	1	1:24.111	41.904	17.372		24.835	49	219	39	1	1:21.101	42.131	17.554		21.416	172	220		
17	1	1:52.614	1:13.532	17.839		21.243	174		40	1	1:21.095	42.318	17.545		21.232	174	221		
18	1	1:19.818	41.609	17.324		<b>20.885</b>	174	219	41	1	1:20.902	42.198	17.457		21.247	174	221		
19	1	1:19.623	41.520	<b>17.110</b>		20.993	171	220	42	1	1:21.025	42.305	17.520		21.200	<b>175</b>	<b>222</b>		
20	1	1:19.630	41.411	17.278		20.941	174	219	43	1	1:20.513	41.884	17.379		21.250	174	222		
21	<b>1</b>	<b>1:19.512</b>	<b>41.377</b>	17.238		20.897	172	220	44	1	1:20.916	42.215	17.452		21.249	172	222		
22	1	1:19.780	41.381	17.306		21.093	174	220	45	1	1:21.400	42.263	17.607		21.530	175	221		
23	1	1:20.219	41.727	17.343		21.149	172	221	46	1	1:21.327	42.394	17.485		21.448	171	222		
<b>90</b>		Dennis Olsen								Manthey EMA							theoretical best time: 2:49.215		
1	0	1:44.832	56.314	22.344		26.174	137	<b>191</b>	2	0	<b>2:49.215</b>	<b>1:05.144</b>	<b>42.872</b>		<b>1:01.199</b>		148		
<b>91</b>		Thomas Preining								Manthey EMA							theoretical best time: 1:19.404		
1	1	1:31.001	44.878	22.277		23.846	143	178	24	1	1:20.289	41.678	17.529		21.082	171	219		
2	1	2:34.869	1:01.377	43.014		50.478	38	194	25	1	1:20.051	41.583	17.381		21.087	171	219		
3	1	21:42.147	20:37.551	28.869		35.727	170	58	26	1	1:20.223	41.589	17.500		21.134	171	219		
4	1	1:22.872	43.158	17.883		21.831	166	217	27	1	1:20.316	41.558	17.590		21.168	172	218		
5	1	1:20.623	41.963	17.582		21.078	172	215	28	1	1:20.383	41.699	17.586		21.098	171	218		
6	1	1:20.224	41.530	17.571		21.123	171	217	29	1	1:20.359	41.659	17.505		21.195	171	218		
7	1	1:20.024	41.483	17.473		21.068	171	217	30	1	1:20.389	41.709	17.508		21.172	171	217		
8	1	1:20.197	41.612	17.459		21.126	169	217	31	1	1:20.307	41.749	17.456		21.102	172	217		
9	1	1:20.274	41.653	17.545		21.076	171	216	32	1	1:21.343	42.022	17.946		21.375	172	218		
10	1	1:20.360	41.611	17.609		21.140	172	218	33	1	1:20.416	41.672	17.513		21.231	172	218		
11	1	1:20.679	41.778	17.622		21.279	171	217	34	1	1:20.433	41.670	17.540		21.223	171	218		
12	1	1:20.508	41.780	17.588		21.140	172	217	35	1	1:20.760	41.863	17.661		21.236	171	219		
13	1	1:20.616	41.788	17.569		21.259	169	218	36	1	1:20.637	41.883	17.491		21.263	172	219		
14	1	1:20.761	41.850	17.621		21.290	171	217	37	1	1:20.409	41.703	17.515		21.191	172	218		
15	1	1:24.476	42.011	17.673		24.792	50	218	38	1	1:20.718	41.830	17.686		21.202	174	219		
16	1	1:49.141	1:10.380	17.631		21.130	171		39	1	1:20.666	41.837	17.608		21.221	172	219		
17	1	1:20.003	41.854	<b>17.303</b>		<b>20.846</b>	171	217	40	1	1:20.838	41.966	17.584		21.288	172	219		
18	1	1:20.364	41.989	17.361		21.014	172	218	41	1	1:20.839	41.907	17.677		21.255	174	219		
19	<b>1</b>	<b>1:19.672</b>	41.366	17.371		20.935	<b>174</b>	218	42	1	1:20.944	41.793	17.806		21.345	171	<b>220</b>		
20	1	1:19.705	<b>41.255</b>	17.484		20.966	171	219	43	1	1:20.894	41.842	17.708		21.344	172	219		
21	1	1:19.705	41.312	17.386		21.007	171	217	44	1	1:20.936	41.851	17.707		21.378	171	219		
22	1	1:20.288	41.679	17.557		21.052	174	218	45	1	1:20.780	41.885	17.624		21.271	174	219		
23	1	1:20.061	41.549	17.491		21.021	174	218	46	1	1:20.873	41.878	17.661		21.334	172	220		



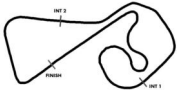
Sector List

Lap Id	Time	SE1	SP1	SE2	SP2	SE3	SP3	TSP	Lap Id	Time	SE1	SP1	SE2	SP2	SE3	SP3	TSP		
<b>92</b>		Mirko Bortolotti								SSR Performance							theoretical best time: 1:19.504		
1	0	1:20.099	40.841	18.017	21.241	171	177		24	0	1:20.034	41.541	17.463	21.030	172	221			
2	0	2:30.005	1:00.589	36.926	52.490	44	218		25	0	1:20.143	41.523	17.512	21.108	174	221			
3	0	21:54.613	20:44.469	29.477	40.667	170	73		26	0	1:20.494	41.686	17.591	21.217	174	221			
4	0	1:20.749	42.003	17.780	20.966	174	216		27	0	1:20.325	41.599	17.559	21.167	175	220			
5	0	1:20.175	41.536	17.664	20.975	175	219		28	0	1:20.235	41.520	17.513	21.202	<b>177</b>	220			
6	0	1:19.731	<b>41.313</b>	17.421	20.997	175	220		29	0	1:20.471	41.678	17.636	21.157	174	220			
7	0	1:19.676	41.409	<b>17.347</b>	20.920	174	220		30	0	1:20.291	41.505	17.612	21.174	174	221			
8	0	1:19.899	41.490	17.435	20.974	174	220		31	0	1:20.678	41.890	17.532	21.256	174	221			
9	0	1:19.981	41.465	17.522	20.994	175	219		32	0	1:22.179	41.693	18.809	21.677	174	220			
10	0	1:20.154	41.512	17.560	21.082	174	220		33	0	1:20.313	41.669	17.493	21.151	175	220			
11	0	1:20.087	41.660	17.381	21.046	172	220		34	0	1:20.316	41.570	17.536	21.210	174	220			
12	0	1:20.029	41.431	17.539	21.059	172	220		35	0	1:20.730	41.770	17.686	21.274	175	221			
13	0	1:20.283	41.628	17.545	21.110	174	220		36	0	1:20.896	41.845	17.809	21.242	174	220			
14	0	1:20.491	41.814	17.623	21.054	174	220		37	0	1:20.809	41.981	17.659	21.169	174	220			
15	0	1:20.081	41.598	17.445	21.038	175	220		38	0	1:20.830	41.927	17.654	21.249	174	220			
16	0	1:23.316	41.427	17.351	24.538	50	220		39	0	1:21.037	41.934	17.802	21.301	174	220			
17	0	1:52.344	1:13.279	17.953	21.112	174			40	0	1:20.670	41.734	17.627	21.309	174	221			
18	0	1:20.653	41.879	17.741	21.033	174	220		41	0	1:20.745	41.866	17.636	21.243	175	221			
19	0	1:20.171	41.520	17.674	20.977	174	220		42	0	1:20.925	41.907	17.754	21.264	174	<b>222</b>			
20	0	1:19.839	41.399	17.454	20.986	174	221		43	0	1:20.988	41.976	17.736	21.276	172	221			
21	0	<b>1:19.656</b>	41.444	17.368	<b>20.844</b>	175	220		44	0	1:20.674	41.792	17.613	21.269	174	221			
22	0	1:19.815	41.437	17.445	20.933	174	220		45	0	1:21.086	41.811	17.898	21.377	174	221			
23	0	1:19.813	41.342	17.474	20.997	175	221		46	0	1:21.100	41.908	17.845	21.347	171	222			

<b>94</b>		Franck Perera								SSR Performance							theoretical best time: 1:19.149		
1	0	1:26.309	42.760	20.771	22.778	167	176		24	0	1:19.890	41.379	17.502	21.009	172	220			
2	0	2:30.377	1:01.198	42.826	46.353	43	206		25	0	1:19.946	41.332	17.541	21.073	174	220			
3	0	21:49.592	20:41.574	29.742	38.276	169	49		26	0	1:20.016	41.482	17.475	21.059	174	221			
4	0	1:21.732	42.926	17.728	21.078	172	215		27	0	1:20.174	41.648	17.466	21.060	174	220			
5	0	1:20.293	41.812	17.554	20.927	171	218		28	0	1:20.470	41.923	17.435	21.112	172	219			
6	0	1:19.919	41.692	17.390	20.837	172	219		29	0	1:20.177	41.472	17.573	21.132	172	220			
7	0	1:19.991	41.478	17.547	20.966	171	219		30	0	1:20.215	41.490	17.631	21.094	174	220			
8	0	1:20.060	41.573	17.508	20.979	172	219		31	0	1:20.273	41.543	17.532	21.198	172	220			
9	0	1:20.046	41.589	17.429	21.028	172	218		32	0	1:20.861	41.770	17.778	21.313	172	220			
10	0	1:20.202	41.593	17.549	21.060	172	219		33	0	1:20.484	41.672	17.536	21.276	172	219			
11	0	1:20.487	41.821	17.545	21.121	171	219		34	0	1:20.692	41.813	17.708	21.171	174	219			
12	0	1:20.436	41.800	17.498	21.138	172	219		35	0	1:20.789	41.953	17.630	21.206	172	220			
13	0	1:20.313	41.702	17.511	21.100	171	220		36	0	1:20.601	41.781	17.616	21.204	172	220			
14	0	1:20.614	41.671	17.680	21.263	170	219		37	0	1:20.941	41.992	17.671	21.278	172	219			
15	0	1:20.723	41.961	17.639	21.123	172	219		38	0	1:20.658	41.881	17.593	21.184	172	219			
16	0	1:20.397	41.732	17.486	21.179	172	220		39	0	1:20.827	42.121	17.615	21.091	172	219			
17	0	1:23.685	41.723	17.381	24.581	50	220		40	0	1:20.850	42.011	17.676	21.163	174	220			
18	0	1:53.614	1:14.848	17.739	21.027	172			41	0	1:20.912	41.951	17.701	21.260	174	220			
19	0	1:19.433	41.335	<b>17.302</b>	<b>20.796</b>	172	219		42	0	1:20.657	41.649	17.719	21.289	174	<b>221</b>			
20	0	<b>1:19.296</b>	<b>41.051</b>	17.323	20.922	<b>174</b>	220		43	0	1:20.850	41.875	17.686	21.289	172	221			
21	0	1:19.845	41.378	17.478	20.989	174	220		44	0	1:20.734	41.871	17.696	21.167	174	221			
22	0	1:19.923	41.490	17.463	20.970	171	219		45	0	1:20.841	41.970	17.677	21.194	172	221			
23	0	1:19.875	41.447	17.448	20.980	172	220		46	0	1:21.246	42.073	17.706	21.467	171	221			

<b>99</b>		Marvin Dienst								Toksport WRT							theoretical best time:		
1									<b>185</b>										



**Top speed list  
Provisional**

#	Name (NAT)	Team	Car name	Speed	Lap	Race time
11	Marco Wittmann	Project 1 (DEU)	BMW M4 GT3	228.32	44	58:49.357
56	Sandro Holzem	Project 1 (DEU)	BMW M4 GT3	228.32	45	1:00:39.371
33	Rene Rast	Schubert Motorsport (DEU)	BMW M4 GT3	227.36	28	37:07.955
69	Thierry Vermeulen	EMIL FREY RACING (CHE)	Ferrari 296 GT3	224.53	44	58:35.405
84	Jusuf Owega	Mercedes-AMG Team BWT (DEU)	Mercedes-AMG GT3	222.68	42	55:59.874
22	Lucas Auer	Mercedes-AMG Team WINWARD (DEU)	Mercedes-AMG GT3	222.68	44	59:04.662
7	Ricardo Feller	ABT Sportsline (DEU)	Audi R8 LMS GT3 EVO II	222.68	45	59:52.722
3	Kelvin van der Linde	ABT Sportsline (DEU)	Audi R8 LMS GT3 EVO II	222.68	45	1:00:11.751
14	Jack Aitken	EMIL FREY RACING (CHE)	Ferrari 296 GT3	222.22	11	13:42.674
83	Patric Niederhauser	Tresor Orange 1 (DEU)	Audi R8 LMS GT3 EVO II	222.22	35	46:33.641
92	Mirko Bortolotti	SSR Performance (DEU)	Lamborghini Huracan GT3 EVO 2	222.22	42	55:48.010
94	Franck Perera	SSR Performance (DEU)	Lamborghini Huracan GT3 EVO 2	221.76	42	55:51.116
63	Clemens Schmid	GRT Grasser-Racing-Team (AUT)	Lamborghini Huracan GT3 EVO 2	221.76	43	57:57.102
8	Luca Engstler	LIQUI MOLY Team Engstler (DEU)	Audi R8 LMS GT3 EVO II	220.40	8	9:53.576
4	Luca Stolz	Mercedes-AMG Team HRT (DEU)	Mercedes-AMG GT3	220.40	23	30:19.211
91	Thomas Preining	Manthey EMA (DEU)	Porsche 911 GT3 R	220.40	42	55:53.155
9	Tim Heinemann	Toksport WRT (DEU)	Porsche 911 GT3 R	219.95	5	5:46.443
40	Mattia Drudi	Tresor Orange 1 (DEU)	Audi R8 LMS GT3 EVO II	219.95	5	5:48.745
24	Ayhancan Güven	Team75 Motorsport (DEU)	Porsche 911 GT3 R	219.95	14	18:02.693
36	Arjun Maini	Mercedes-AMG Team HRT (DEU)	Mercedes-AMG GT3	219.95	25	33:06.379
6	Alessio Deledda	SSR Performance (DEU)	Lamborghini Huracan GT3 EVO 2	219.51	40	54:47.642
27	David Schumacher	Mercedes-AMG Team WINWARD (DEU)	Mercedes-AMG GT3	219.06	24	31:51.396
1	Sheldon van der Linde	Schubert Motorsport (DEU)	BMW M4 GT3	193.89	1	4.821
90	Dennis Olsen	Manthey EMA (DEU)	Porsche 911 GT3 R	191.82	1	5.578
75	Laurin Heinrich	Team75 Motorsport (DEU)	Porsche 911 GT3 R	189.47	1	5.440
99	Marvin Dienst	Toksport WRT (DEU)	Porsche 911 GT3 R	185.56	1	5.125
48	Maro Engel	Mercedes-AMG Team MANN-FILTER (DEU)	Mercedes-AMG GT3	179.70	1	4.012