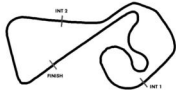


Lap Chart Provisional

Lap/Pl.	1	2	3	4	5	6	7	8	9	10	11	12	13	14	15	16	17	18	19	20	21	22	23	24	25	26	27
LAP 1	4	24	91	14	92	3	1	69	7	83	90	84	33	22	75	94	36	9	8	99	63	27	11	40	56	6	48
LAP 2	4	24	91	14	92	3	69	1	7	83	90	84	33	22	75	94	36	9	8	99	63	27	11	40	56	6	48
LAP 3	4	24	91	14	92	3	69	1	7	83	90	84	33	22	75	94	36	9	8	99	63	27	11	40	56	6	48
LAP 4	4	24	91	14	92	3	69	1	7	83	90	84	33	22	75	94	36	9	99	8	63	27	11	40	56	6	48
LAP 5	4	24	91	14	92	3	69	1	7	83	90	84	33	22	75	94	36	9	99	8	63	27	11	40	56	6	48
LAP 6	4	24	91	14	92	3	69	1	7	83	90	84	33	22	75	94	36	9	99	8	63	27	11	40	56	6	48
LAP 7	4	24	91	14	92	3	69	1	7	83	90	84	33	22	75	94	36	9	99	8	63	27	11	40	56	48	6
LAP 8	4	24	91	14	92	3	69	1	7	83	90	84	33	22	75	94	36	9	99	8	63	27	11	40	56	48	6
LAP 9	4	24	91	14	92	3	69	1	7	83	90	33	84	75	22	94	36	9	99	8	63	27	11	56	48	40	6
LAP 10	4	24	91	92	3	69	1	7	83	90	33	84	75	14	22	94	36	9	99	8	63	27	11	56	48	40	6
LAP 11	4	24	91	92	3	1	7	69	83	90	33	84	75	22	94	36	9	99	8	63	27	11	56	48	40	6	
LAP 12	4	24	91	92	3	1	7	69	90	83	33	84	75	22	94	36	9	99	8	63	27	11	56	48	40	6	
LAP 13	4	24	91	92	3	1	7	69	90	83	33	84	75	22	94	36	9	99	8	63	27	11	56	48	40	6	
LAP 14	4	24	91	92	3	1	7	69	90	83	33	84	75	22	94	36	9	99	8	63	27	11	56	48	40	6	
LAP 15	24	.4	92	3	.91	1	90	.7	33	83	.69	75	94	36	9	99	84	22	63	11	27	56	.8	48	40	6	
LAP 16	92	.24	3	.1	33	.90	75	9	.83	99	.94	11	.36	27	56	48	63	40	6	4	91	7	69	22	84	8	
LAP 17	92	.3	75	.33	9	99	11	27	48	40	6	.56	4	91	24	7	1	90	69	94	36	22	84	83	8	63	
LAP 18	.92	75	9	99	11	27	48	6	.40	4	91	24	7	3	1	90	33	69	94	36	22	84	83	8	63	56	
LAP 19	75	9	.99	11	27	48	4	.6	91	24	7	3	92	1	90	33	69	94	36	22	84	83	8	63	56		
LAP 20	.75	.9	11	27	4	48	91	24	7	3	1	92	90	33	69	94	36	22	84	99	83	8	63	6	56		
LAP 21	11	27	4	91	24	48	7	3	1	90	33	92	69	75	94	9	36	22	84	99	83	8	56	6	63		
LAP 22	11	4	.27	91	24	7	3	48	1	90	33	92	69	75	94	36	22	84	99	9	83	8	56	6	63		
LAP 23	11	4	91	24	7	3	1	90	33	92	.48	69	75	94	36	22	84	99	9	83	8	27	56	6	63		
LAP 24	4	.11	91	24	7	3	1	90	33	92	69	75	94	36	22	84	99	9	83	8	27	56	6	63			
LAP 25	4	91	24	7	3	1	90	33	92	69	75	94	36	22	84	99	9	83	8	27	11	56	6	63			
LAP 26	4	91	24	7	3	1	90	33	92	69	75	94	36	22	84	99	9	83	8	27	11	56	6	63			
LAP 27	4	91	24	7	3	1	90	33	92	75	69	94	36	22	84	99	9	83	8	27	11	56	6	.63			
LAP 28	4	91	24	7	3	1	90	33	92	69	75	94	36	22	84	99	9	83	8	27	11	56	6				
LAP 29	4	91	24	7	3	1	90	33	92	69	75	94	36	22	84	99	9	83	8	27	11	56	6				
LAP 30	4	91	24	7	3	1	90	33	92	69	75	94	36	22	84	99	9	83	27	8	11	56	6				
LAP 31	4	91	24	7	3	1	90	33	92	69	75	94	36	22	84	99	9	83	27	11	8	56	6				
LAP 32	4	91	24	7	3	1	90	33	92	69	75	94	36	22	84	99	9	83	27	11	8	56	6				
LAP 33	4	91	24	7	3	1	90	33	92	69	75	94	36	22	84	99	9	83	27	11	8	56	6				
LAP 34	4	91	24	7	3	1	90	33	92	69	75	94	36	84	99	9	83	22	27	11	8	56	6				
LAP 35	4	91	24	7	3	1	90	33	92	69	75	94	36	84	99	9	83	27	11	8	.22	56	6				

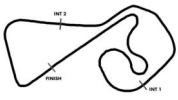


Lap Chart  
Provisional

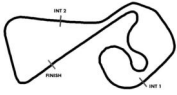
Lap/Pl.	1	2	3	4	5	6	7	8	9	10	11	12	13	14	15	16	17	18	19	20	21	22	23	24	25	26	27
LAP 36	4	91	24	7	3	1	90	33	92	69	75	94	36	84	99	9	27	11	8	56	.83	6					
LAP 37	4	91	24	7	3	1	90	33	92	69	75	94	36	84	99	9	27	11	8	56	6						
LAP 38	4	91	24	7	3	1	90	33	92	69	75	94	36	84	99	9	27	11	8	56	6						
LAP 39	4	91	24	7	3	1	90	33	92	69	94	75	36	84	99	9	27	11	8	56	6						
LAP 40	4	91	24	7	3	1	90	33	92	69	94	75	36	84	99	9	27	11	8	56	6						
LAP 41	4	91	24	7	3	1	90	33	92	69	94	75	36	84	99	9	27	11	8	56	6						
LAP 42	4	91	24	7	3	1	90	33	92	69	94	75	36	84	99	9	27	11	8	56	6						
LAP 43	4	91	24	7	3	1	90	33	92	69	94	75	36	84	99	9	27	11	8	56	6						
LAP 44	4	91	24	7	3	1	90	33	92	69	94	75	36	84	99	9	27	11	8	56	6						
LAP 45	4	91	24	7	3	1	90	33	92	69	94	75	36	84	99	9	27	11	8	56	6						

.- PIT STOP

' - LAP BEHIND

**DMSB****Pit Stops  
Provisional**

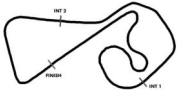
Nr.	Driver	Man.	Nat.	Day time in	Time in	Lap in	Day time out	Time out	Stop Time	Reason	Net Time
14	Jack Aitken			13:46:37.057	14:06.714	10			15.6	Technical	
4	Luca Stolz			13:53:14.887	20:44.544	15	13:53:46.484	21:16.141			31.597
91	Thomas Preining			13:53:18.252	20:47.909	15	13:53:49.307	21:18.964	6.9		31.055
7	Ricardo Feller			13:53:23.923	20:53.580	15	13:53:55.688	21:25.345	7.3		31.765
69	Thierry Vermeulen			13:53:25.966	20:55.623	15	13:54:00.031	21:29.688	9.4		34.065
84	Jusuf Owega			13:53:29.525	20:59.182	15	13:54:03.378	21:33.035	8.2		33.853
22	Lucas Auer			13:53:30.383	21:00.040	15	13:54:02.780	21:32.437	7.6		32.397
8	Luca Engstler			13:53:33.291	21:02.948	15	13:54:05.150	21:34.807	7.3		31.859
24	Ayhancan Güven			13:54:37.468	22:07.125	16	13:55:10.698	22:40.355	8.0		33.230
1	Sheldon van der Linde			13:54:44.162	22:13.819	16	13:55:16.527	22:46.184	7.3		32.365
90	Dennis Olsen			13:54:46.437	22:16.094	16	13:55:18.905	22:48.562	7.4		32.468
83	Patric Niederhauser			13:54:50.374	22:20.031	16	13:55:26.774	22:56.431	11.3		36.400
94	Franck Perera			13:54:51.854	22:21.511	16	13:55:22.842	22:52.499	6.4		30.988
36	Arjun Maini			13:54:53.973	22:23.630	16	13:55:24.860	22:54.517	7.3		30.887
63	Clemens Schmid			13:54:56.630	22:26.287	16	13:55:28.770	22:58.427	8.2		32.140
3	Kelvin van der Linde			13:56:02.107	23:31.764	17	13:56:33.945	24:03.602	7.4		31.838
33	Rene Rast			13:56:09.319	23:38.976	17	13:56:42.202	24:11.859	8.2		32.883
56	Sandro Holz			13:56:20.538	23:50.195	17	13:56:55.176	24:24.833	9.7		34.638
92	Mirko Bortolotti			13:57:21.380	24:51.037	18	13:57:53.413	25:23.070	7.3		32.033
40	Mattia Drudi			13:57:45.376	25:15.033	18					
99	Marvin Dienst			13:58:57.531	26:27.188	19	13:59:29.294	26:58.951	7.4		31.763
6	Alessio Deledda			13:59:07.489	26:37.146	19	13:59:38.212	27:07.869	6.3		30.723
75	Laurin Heinrich			14:00:12.482	27:42.139	20	14:00:44.825	28:14.482	7.7		32.343
9	Tim Heinemann			14:00:16.253	27:45.910	20	14:00:47.950	28:17.607	7.2		31.697
27	David Schumacher			14:03:06.785	30:36.442	22	14:03:37.744	31:07.401	6.1		30.959
48	Maro Engel			14:04:44.042	32:13.699	23			10:16.9		
11	Marco Wittmann			14:05:47.372	33:17.029	24	14:06:23.262	33:52.919	11.0		35.890
63	Clemens Schmid			14:10:42.275	38:11.932	27			17.4		
22	Lucas Auer			14:21:13.789	48:43.446	35					
83	Patric Niederhauser			14:22:39.207	50:08.864	36					



Sector List

Lap Id	Time	SE1	SP1	SE2	SP2	SE3	SP3	TSP	Lap Id	Time	SE1	SP1	SE2	SP2	SE3	SP3	TSP		
<b>1</b>		Sheldon van der Linde								Schubert Motorsport							<b>theoretical best time: 1:19.593</b>		
1	0	1:23.541	43.569	18.371		21.601	172	183	24	0	1:20.420	41.696	17.585		21.139	172	225		
2	0	1:21.418	42.585	17.657		21.176	174	219	25	0	1:20.309	41.594	17.599		21.116	175	225		
3	0	1:20.627	41.825	17.655		21.147	174	225	26	0	1:20.471	41.739	17.563		21.169	172	225		
4	0	1:20.632	41.807	17.687		21.138	175	226	27	0	1:20.503	41.842	17.479		21.182	174	225		
5	0	1:20.880	41.949	17.709		21.222	175	<b>227</b>	28	0	1:20.599	41.934	17.521		21.144	174	225		
6	0	1:20.618	41.786	17.621		21.211	174	225	29	0	1:20.629	41.841	17.558		21.230	175	224		
7	0	1:24.926	41.720	18.648		24.558	170	224	30	0	1:20.712	41.966	17.521		21.225	174	225		
8	0	1:47.492	48.393	28.816		30.283	175	223	31	0	1:20.628	41.921	17.499		21.208	172	225		
9	0	1:22.929	43.250	17.986		21.693	172	225	32	0	1:20.906	42.190	17.501		21.215	174	224		
10	0	1:21.498	42.450	17.733		21.315	175	225	33	0	1:20.810	42.018	17.528		21.264	175	224		
11	0	1:21.809	42.774	17.706		21.329	174	226	34	0	1:20.992	42.031	17.621		21.340	175	224		
12	0	1:21.212	41.913	18.009		21.290	174	225	35	0	1:20.783	41.989	17.490		21.304	172	225		
13	0	1:20.750	41.891	17.598		21.261	174	225	36	0	1:20.898	42.144	17.493		21.261	175	225		
14	0	1:21.005	42.023	17.701		21.281	172	225	37	0	1:20.951	42.025	17.561		21.365	175	225		
15	0	1:20.857	41.921	17.633		21.303	175	225	38	0	1:21.561	42.182				175	225		
16	0	1:24.344	41.904	17.702		24.738	50	225	39	0	1:21.255		17.640		21.436	175	225		
17	0	1:52.019	1:13.058	17.849		21.112	175		40	0	1:21.239	42.266	17.614		21.359	174	225		
18	0	1:20.175	41.679	17.587		20.909	178	224	41	0	1:21.309	42.292	17.583		21.434	172	225		
19	0	1:19.700	41.415	<b>17.344</b>		20.941	177	225	42	0	1:21.506	42.235	17.731		21.540	172	224		
20	0	<b>1:19.687</b>	41.432	17.379		<b>20.876</b>	<b>180</b>	226	43	0	1:21.657	42.323	17.773		21.561	175	225		
21	0	1:19.744	<b>41.373</b>	17.408		20.963	174	225	44	0	1:21.545	42.298	17.713		21.534	172	224		
22	0	1:20.033	41.436	17.492		21.105	175	225	45	0	1:21.668	42.380	17.747		21.541	174	225		
23	0	1:20.361	41.671	17.539		21.151	174	225											

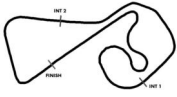
Lap Id	Time	SE1	SP1	SE2	SP2	SE3	SP3	TSP	Lap Id	Time	SE1	SP1	SE2	SP2	SE3	SP3	TSP		
<b>3</b>		Kelvin van der Linde								ABT Sportsline							<b>theoretical best time: 1:19.390</b>		
1	0	1:22.998	43.309				172	180	24	0	1:20.128	41.594	17.527		21.007	172	220		
2	0	1:20.878	42.144	17.642		21.092	172	219	25	0	1:20.154	41.518	17.556		21.080	172	220		
3	0	1:20.651	41.928	17.687		21.036	<b>174</b>	221	26	0	1:20.586	41.830	17.643		21.113	172	220		
4	0	1:20.566	41.779	17.713		21.074	172	220	27	0	1:20.341	41.724	17.548		21.069	172	220		
5	0	1:20.599	41.861	17.651		21.087	171	221	28	0	1:20.638	41.917	17.583		21.138	172	220		
6	0	1:20.186	41.626	17.558		21.002	172	220	29	0	1:20.419	41.801	17.480		21.138	172	220		
7	0	1:24.603	41.707	19.260		23.636	170	220	30	0	1:20.375	41.662	17.478		21.235	172	219		
8	0	1:48.986	49.608	28.392		30.986	171	219	31	0	1:20.453	41.860	17.454		21.139	171	219		
9	0	1:22.668	43.439	17.799		21.430	174	219	32	0	1:20.461	41.884	17.448		21.129	172	219		
10	0	1:21.513	42.420	17.912		21.181	172	220	33	0	1:20.582	41.854	17.553		21.175	172	220		
11	0	1:20.864	42.172	17.634		21.058	172	219	34	0	1:20.650	41.891	17.509		21.250	172	219		
12	0	1:20.625	41.851	17.643		21.131	172	220	35	0	1:20.294	41.654	17.458		21.182	172	221		
13	0	1:20.652	41.822	17.713		21.117	171	220	36	0	1:21.194	42.394	17.656		21.144	171	220		
14	0	1:20.655	41.931	17.599		21.125	172	219	37	0	1:20.696	41.906	17.592		21.198	171	221		
15	0	1:20.981	42.043	17.691		21.247	171	220	38	0	1:21.060	41.973	17.781		21.306	172	220		
16	0	1:20.851	41.913	17.733		21.205	171	220	39	0	1:20.573	41.760	17.576		21.237	171	220		
17	0	1:24.194	41.892	17.549		24.753	50	219	40	0	1:20.550	41.754	17.571		21.225	171	221		
18	0	1:51.854	1:12.551	17.647		21.656	172		41	0	1:20.992	42.079	17.671		21.242	174	220		
19	0	1:20.320	41.561	<b>17.405</b>		21.354	171	219	42	0	1:21.277	42.133	17.743		21.401	172	221		
20	0	1:19.582	41.340	17.462		<b>20.780</b>	172	220	43	0	1:22.288	42.678	18.027		21.583	172	<b>222</b>		
21	0	<b>1:19.482</b>	<b>41.205</b>	17.416		20.861	172	221	44	0	1:22.076	42.670	17.821		21.585	171	221		
22	0	1:20.249	41.306	17.620		21.323	172	221	45	0	1:21.963	42.803	17.763		21.397	171	221		
23	0	1:20.444	41.845	17.577		21.022	172	221											



Sector List

Lap	Id	Time	SE1	SP1	SE2	SP2	SE3	SP3	TSP	Lap	Id	Time	SE1	SP1	SE2	SP2	SE3	SP3	TSP	
<b>4</b>		Luca Stolz									Mercedes-AMG Team HRT									<b>theoretical best time: 1:19.360</b>
1	0	1:19.093	40.685		17.494		20.914	174	177	24	0	1:20.316	41.774		17.467		21.075	172	219	
2	0	1:19.766	41.534		<b>17.305</b>		20.927	172	218	25	0	1:20.212	41.622		17.492		21.098	172	219	
3	0	1:19.692	41.486		17.410		20.796	174	218	26	0	1:20.209	41.749		17.364		21.096	172	219	
4	0	<b>1:19.652</b>	41.430		17.351		20.871	174	219	27	0	1:20.417	41.811		17.498		21.108	172	219	
5	0	1:19.670	41.474		17.406		<b>20.790</b>	172	219	28	0	1:20.333	41.852		17.427		21.054	174	219	
6	0	1:19.747	41.493		17.331		20.923	174	218	29	0	1:20.186	41.748		17.368		21.070	174	219	
7	0	1:23.814	41.473		17.414		24.927	161	219	30	0	1:20.453	41.945		17.416		21.092	175	219	
8	0	1:56.345	54.817		28.800		32.728	172	199	31	0	1:20.722	42.057		17.546		21.119	172	219	
9	0	1:22.073	43.296		17.678		21.099	172	217	32	0	1:20.940	42.234		17.431		21.275	172	218	
10	0	1:20.436	41.847		17.567		21.022	174	218	33	0	1:21.055	42.078		17.736		21.241	172	218	
11	0	1:20.314	41.926		17.449		20.939	174	218	34	0	1:20.950	41.990		17.578		21.382	174	218	
12	0	1:20.206	41.734		17.515		20.957	174	218	35	0	1:20.798	41.955		17.527		21.316	174	219	
13	0	1:20.285	41.753		17.588		20.944	172	218	36	0	1:20.612	41.982		17.566		21.064	174	219	
14	0	1:20.105	41.655		17.504		20.946	172	218	37	0	1:20.848	42.300		17.450		21.098	174	220	
15	0	1:24.058	41.749		17.399		24.910	50	218	38	0	1:20.751	41.942		17.537		21.272	174	219	
16	0	1:51.556	1:12.745		17.819		20.992	174		39	0	1:20.833	41.873		17.692		21.268	172	220	
17	0	1:19.798	41.563		17.428		20.807	174	218	40	0	1:21.020	41.974		17.602		21.444	<b>181</b>	219	
18	0	1:19.777	41.452		17.500		20.825	172	219	41	0	1:21.053	41.972		17.727		21.354	172	219	
19	0	1:19.691	41.358		17.335		20.998	174	219	42	0	1:21.073	42.030		17.778		21.265	171	219	
20	0	1:19.730	<b>41.265</b>		17.420		21.045	174	219	43	0	1:21.017	42.117		17.570		21.330	172	219	
21	0	1:19.658	41.458		17.372		20.828	174	<b>220</b>	44	0	1:20.812	42.073		17.598		21.141	172	219	
22	0	1:19.890	41.522		17.414		20.954	172	220	45	0	1:21.313	42.118		17.669		21.526	158	219	
23	0	1:20.005	41.621		17.396		20.988	172	219											

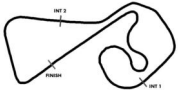
Lap	Id	Time	SE1	SP1	SE2	SP2	SE3	SP3	TSP	Lap	Id	Time	SE1	SP1	SE2	SP2	SE3	SP3	TSP	
<b>6</b>		Alessio Deledda									SSR Performance									<b>theoretical best time: 1:20.358</b>
1	0	1:29.944	47.770		20.085		22.089	170	194	24	0	<b>1:20.600</b>	41.897		<b>17.474</b>		<b>21.229</b>	174	219	
2	0	1:22.926	43.006		18.368		21.552	171	216	25	0	1:20.985	41.966		17.604		21.415	172	<b>219</b>	
3	0	1:22.310	42.561		18.197		21.552	169	216	26	0	1:20.794	41.909		17.595		21.290	171	218	
4	0	1:21.797	42.483		17.876		21.438	170	216	27	0	1:21.057	41.939		17.690		21.428	172	218	
5	0	1:21.797	42.130		18.104		21.563	169	218	28	0	1:21.948	42.001		17.997		21.950	170	218	
6	0	1:22.796	42.374		18.143		22.279	167	216	29	0	1:21.633	42.198		17.859		21.576	171	216	
7	0	1:28.621	43.831		20.953		23.837	169	216	30	0	1:21.342	42.116		17.720		21.506	172	217	
8	0	1:38.165	44.451		27.305		26.409	167	216	31	0	1:22.040	42.372		18.092		21.576	172	218	
9	0	1:23.212	43.132		18.397		21.683	169	215	32	0	1:21.588	42.222		17.867		21.499	170	219	
10	0	1:21.906	42.526		17.901		21.479	170	216	33	0	1:21.886	42.205		18.067		21.614	171	218	
11	0	1:22.114	42.598		18.041		21.475	169	217	34	0	1:21.985	42.303		17.954		21.728	170	218	
12	0	1:22.269	42.632		18.072		21.565	170	216	35	0	1:22.129	42.434		18.091		21.604	170	218	
13	0	1:22.053	42.412		17.940		21.701	169	217	36	0	1:22.033	42.488		17.949		21.596	171	218	
14	0	1:22.111	42.565		17.879		21.667	169	216	37	0	1:22.361	42.314		18.292		21.755	172	219	
15	0	1:23.058	42.921		18.250		21.887	170	217	38	0	1:22.351	42.356		18.274		21.721	171	219	
16	0	1:22.406	42.531		18.133		21.742	169	217	39	0	1:21.912	42.285		17.921		21.706	171	219	
17	0	1:22.661	42.946		18.093		21.622	170	216	40	0	1:21.957	42.407		17.979		21.571	172	219	
18	0	1:22.569	42.804		18.094		21.671	171	217	41	0	1:21.607	42.234		17.876		21.497	171	219	
19	0	1:25.141	42.333		17.727		25.081	50	219	42	0	1:22.147	42.334		18.117		21.696	169	219	
20	0	1:52.841	1:12.794		18.443		21.604	170		43	0	1:22.201	42.302		18.113		21.786	171	217	
21	0	1:23.673	43.100		18.787		21.786	170	218	44	0	1:22.636	42.776		18.090		21.770	171	216	
22	0	1:20.969	41.904		17.801		21.264	<b>174</b>	217	45	0	1:23.155	42.940		18.291		21.924	170	218	
23	0	1:20.632	<b>41.655</b>		17.598		21.379	172	219											



### Sector List

Lap Id	Time	SE1	SP1	SE2	SP2	SE3	SP3	TSP	Lap Id	Time	SE1	SP1	SE2	SP2	SE3	SP3	TSP						
<b>7</b>		Ricardo Feller								ABT Sportsline							theoretical best time: 1:19.290						
1	0	1:23.845	44.160	18.328		21.357	171	180	24	0	1:20.107	41.639	17.381		21.087	172	219						
2	0	1:21.454	42.555	17.729		21.170	172	221	25	0	1:20.379	41.594	17.557		21.228	171	219						
3	0	1:20.784	41.964	17.718		21.102	172	219	26	0	1:20.406	41.771	17.529		21.106	171	219						
4	0	1:20.441	41.718	17.634		21.089	172	219	27	0	1:20.283	41.683	17.452		21.148	172	218						
5	0	1:20.982	41.969	17.673		21.340	174	220	28	0	1:20.481	41.964	17.475		21.042	172	219						
6	0	1:20.591	41.945	17.618		21.028	174	220	29	0	1:20.157	41.680	17.349		21.128	171	219						
7	0	1:25.020	41.938	18.725		24.357	170	220	30	0	1:20.176	41.617	17.477		21.082	174	218						
8	0	1:47.263	48.368	29.189		29.706	174	215	31	0	1:20.430	41.765	17.451		21.214	172	219						
9	0	1:22.885	43.265	18.282		21.338	172	<b>221</b>	32	0	1:20.444	41.813	17.505		21.126	171	219						
10	0	1:21.773	42.595	17.851		21.327	172	221	33	0	1:20.751	42.004	17.505		21.242	171	219						
11	0	1:21.619	42.715	17.754		21.150	<b>175</b>	221	34	0	1:20.601	41.920	17.512		21.169	172	219						
12	0	1:21.373	42.104	17.857		21.412	172	220	35	0	1:20.414	41.718	17.455		21.241	171	220						
13	0	1:20.887	41.999	17.622		21.266	170	219	36	0	1:20.986	41.965	17.628		21.393	171	219						
14	0	1:21.008	42.143	17.593		21.272	171	219	37	0	1:20.883	41.950	17.621		21.312	172	219						
15	0	1:24.362	42.009	17.694		24.659	50	219	38	0	1:20.642	41.809	17.558		21.275	171	220						
16	0	1:50.082	1:11.565	17.677		20.840	172		39	0	1:20.896	42.061	17.571		21.264	170	221						
17	0	1:19.720	41.510	17.351		20.859	174	219	40	0	1:21.257	41.953	17.964		21.340	170	220						
18	0	1:19.878	41.318	17.418		21.142	174	219	41	0	1:20.936	42.068	17.621		21.247	171	219						
19	0	1:20.165	41.223	17.706		21.236	172	219	42	0	1:21.444	42.309	17.744		21.391	170	219						
20	<b>0</b>	<b>1:19.367</b>	<b>41.147</b>	17.387		<b>20.833</b>	172	219	43	0	1:22.343	42.784	18.058		21.501	170	219						
21	0	1:19.462	41.282	<b>17.310</b>		20.870	171	220	44	0	1:22.186	42.629	17.896		21.661	171	219						
22	0	1:20.715	41.480	17.939		21.296	172	220	45	0	1:21.847	42.634	17.825		21.388	172	220						
23	0	1:20.157	41.595	17.504		21.058	171	219															

Lap Id	Time	SE1	SP1	SE2	SP2	SE3	SP3	TSP	Lap Id	Time	SE1	SP1	SE2	SP2	SE3	SP3	TSP						
<b>8</b>		Luca Engstler								Liqui Moly Team Engstler							theoretical best time: 1:20.429						
1	0	1:26.977	46.257	18.809		21.911	169	197	24	0	1:20.926	41.990	17.671		21.265	170	218						
2	0	1:22.619	43.189	17.834		21.596	174	218	25	0	1:21.256	42.138	17.569		21.549	170	218						
3	0	1:22.032	42.566	17.886		21.580	171	220	26	0	1:21.025	42.050	17.709		21.266	169	217						
4	0	1:22.396	43.126	17.842		21.428	170	220	27	0	1:21.162	42.196	17.559		21.407	169	216						
5	0	1:21.016	42.120	17.575		21.321	171	219	28	0	1:21.273	42.298	17.608		21.367	170	217						
6	0	1:21.253	42.025	17.862		21.366	170	217	29	0	1:21.553	42.298	17.764		21.491	170	218						
7	0	1:26.429	41.985	20.872		23.572	165	219	30	0	1:22.371	43.195	17.788		21.388	174	217						
8	0	1:42.055	46.701	28.949		26.405	167	215	31	0	1:22.061	43.030	17.631		21.400	171	218						
9	0	1:22.505	43.120	17.902		21.483	<b>187</b>	219	32	0	1:21.285	42.253	17.647		21.385	170	217						
10	0	1:22.271	42.783	17.808		21.680	171	218	33	0	1:21.390	42.280	17.656		21.454	171	217						
11	0	1:22.290	42.754	17.857		21.679	169	<b>220</b>	34	0	1:21.796	42.499	17.810		21.487	167	217						
12	0	1:21.908	42.511	17.848		21.549	170	217	35	0	1:22.242	42.873	17.754		21.615	169	217						
13	0	1:22.514	42.638	17.990		21.886	171	218	36	0	1:21.497	42.369	17.650		21.478	170	218						
14	0	1:21.934	42.676	17.825		21.433	172	218	37	0	1:22.375	42.855	17.828		21.692	169	218						
15	0	1:25.466	42.576	17.843		25.047	50	218	38	0	1:22.812	43.022	18.128		21.662	170	217						
16	0	1:52.686	1:13.028	18.037		21.621	170		39	0	1:21.851	42.521	17.913		21.417	172	218						
17	0	1:22.097	42.766	18.005		21.326	167	217	40	0	1:21.935	42.799	17.720		21.416	170	219						
18	0	1:21.028	42.022	17.790		21.216	178	220	41	0	1:21.926	42.657	17.782		21.487	169	217						
19	<b>0</b>	<b>1:20.465</b>	41.857	<b>17.492</b>		<b>21.116</b>	178	219	42	0	1:21.637	42.578	17.669		21.390	167	217						
20	0	1:20.609	<b>41.821</b>	17.500		21.288	164	218	43	0	1:21.792	42.627	17.829		21.336	167	216						
21	0	1:21.342	42.539	17.568		21.235	167	219	44	0	1:21.883	42.596	17.829		21.458	169	216						
22	0	1:21.603	42.251	17.746		21.606	178	219	45	0	1:22.489	42.745	17.987		21.757	150	216						
23	0	1:21.202	42.117	17.689		21.396	171	218															



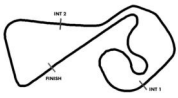
Sector List

Lap	Id	Time	SE1	SP1	SE2	SP2	SE3	SP3	TSP	Lap	Id	Time	SE1	SP1	SE2	SP2	SE3	SP3	TSP
<b>9</b>		Tim Heinemann																<b>theoretical best time: 1:20.117</b>	
1	0	1:26.679	46.145		18.584		21.950	171	184	24	0	1:20.571	41.877		17.568		21.126	171	218
2	0	1:22.487	43.171		17.871		21.445	170	217	25	0	1:20.683	41.823		17.572		21.288	171	219
3	0	1:22.067	42.700		17.867		21.500	<b>172</b>	218	26	0	1:20.888	41.974		17.613		21.301	170	218
4	0	1:21.438	42.752		17.568		21.118	171	217	27	0	1:21.051	42.153		17.656		21.242	172	218
5	0	1:20.987	41.893		17.734		21.360	172	218	28	0	1:21.139	42.137		17.715		21.287	171	<b>219</b>
6	0	1:20.915	41.949		17.695		21.271	171	217	29	0	1:21.104	42.062		17.716		21.326	171	218
7	0	1:26.207	42.202		20.965		23.040	165	217	30	0	1:20.851	41.997		17.606		21.248	170	219
8	0	1:43.239	46.813		29.621		26.805	171	214	31	0	1:21.237	42.073		17.735		21.429	171	219
9	0	1:22.627	43.088		18.057		21.482	170	218	32	0	1:21.394	42.439		17.737		21.218	171	218
10	0	1:22.310	42.706		18.083		21.521	170	217	33	0	1:21.337	42.188		17.784		21.365	171	218
11	0	1:21.981	42.557		17.935		21.489	170	217	34	0	1:21.224	42.169		17.758		21.297	171	219
12	0	1:21.912	42.484		17.947		21.481	170	217	35	0	1:20.878	42.054		17.645		21.179	171	219
13	0	1:22.030	42.695		17.952		21.383	171	217	36	0	1:20.955	42.124		17.531		21.300	170	219
14	0	1:22.130	42.669		17.914		21.547	171	218	37	0	1:21.134	42.142		17.727		21.265	171	218
15	0	1:21.482	42.362		17.797		21.323	172	218	38	0	1:21.056	42.081		17.709		21.266	171	219
16	0	1:21.766	42.370		17.887		21.509	170	217	39	0	1:21.252	42.244		17.789		21.219	171	219
17	0	1:20.960	41.903		17.627		21.430	169	217	40	0	1:21.165	42.142		17.806		21.217	171	219
18	0	1:20.722	41.880		17.646		21.196	170	216	41	0	1:21.517	42.338		17.836		21.343	171	219
19	0	1:20.471	41.815		<b>17.493</b>		21.163	170	217	42	0	1:21.366	42.234		17.803		21.329	171	218
20	0	1:24.208	42.000		17.609		24.599	50	217	43	0	1:21.670	42.314		17.862		21.494	170	219
21	0	1:50.439	1:11.943		17.558		20.938	170		44	0	1:21.622	42.301		17.920		21.401	171	218
22	0	1:24.920	46.282		17.704		20.934	171	217	45	0	1:21.706	42.410		17.855		21.441	170	218
23	0	<b>1:20.147</b>	<b>41.753</b>		17.523		<b>20.871</b>	172	217										

<b>11</b>		Marco Wittmann																<b>theoretical best time: 1:19.712</b>	
1	0	1:28.271	47.273		19.218		21.780	172	198	24	0	1:24.883	42.332		17.639		24.912	50	224
2	0	1:22.819	43.419		18.080		21.320	174	224	25	0	1:56.019	1:16.985		17.788		21.246	171	
3	0	1:22.219	43.048		17.907		21.264	174	225	26	0	1:20.639	41.965		17.665		21.009	174	223
4	0	1:21.809	42.450		17.995		21.364	175	225	27	0	1:19.804	41.690		<b>17.231</b>		<b>20.883</b>	174	224
5	0	1:21.768	42.851		17.733		21.184	170	225	28	0	<b>1:19.781</b>	41.621		17.276		20.884	175	225
6	0	1:21.463	42.508		17.753		21.202	172	224	29	0	1:20.050	<b>41.598</b>		17.353		21.099	175	225
7	0	1:26.922	42.366		21.243		23.313	170	225	30	0	1:20.315	41.701		17.545		21.069	175	225
8	0	1:40.817	46.189		28.664		25.964	172	223	31	0	1:20.369	41.907		17.510		20.952	175	225
9	0	1:22.335	42.955		17.968		21.412	174	225	32	0	1:20.730	41.954		17.474		21.302	172	225
10	0	1:22.259	43.076		17.930		21.253	174	225	33	0	1:21.692	42.659		17.556		21.477	175	225
11	0	1:22.398	43.103		17.964		21.331	174	225	34	0	1:22.720	43.100		17.781		21.839	174	<b>227</b>
12	0	1:22.087	42.788		17.948		21.351	171	224	35	0	1:21.567	42.714		17.663		21.190	172	226
13	0	1:21.991	42.695		17.955		21.341	172	224	36	0	1:21.094	42.346		17.490		21.258	174	225
14	0	1:22.436	42.922		17.933		21.581	172	225	37	0	1:21.775	42.870		17.579		21.326	<b>177</b>	225
15	0	1:22.458	43.275		17.885		21.298	172	225	38	0	1:21.225	42.281		17.637		21.307	174	226
16	0	1:22.069	42.616		17.933		21.520	172	225	39	0	1:21.304	42.228		17.852		21.224	174	226
17	0	1:21.479	42.460		17.802		21.217	174	224	40	0	1:21.647	42.556		17.722		21.369	175	226
18	0	1:21.155	42.332		17.644		21.179	174	224	41	0	1:21.317	42.367		17.566		21.384	172	226
19	0	1:21.259	42.347		17.669		21.243	174	224	42	0	1:21.260	42.404		17.683		21.173	174	225
20	0	1:21.247	42.428		17.666		21.153	171	225	43	0	1:21.348	42.517		17.611		21.220	172	225
21	0	1:21.017	42.213		17.645		21.159	172	224	44	0	1:21.782	42.297		17.796		21.689	172	225
22	0	1:21.225	42.396		17.574		21.255	172	225	45	0	1:21.434	42.385		17.677		21.372	171	225
23	0	1:21.361	42.425		17.639		21.297	174	224										

<b>14</b>		Jack Aitken																<b>theoretical best time: 1:19.751</b>		
1	1	1:21.932	42.747		17.796		21.389	171	180	6	1	<b>1:19.769</b>	41.660		<b>17.318</b>		<b>20.791</b>	172	221	
2	1	1:20.905	42.145						171	220	7	1	1:25.061	<b>41.642</b>		20.089		23.330	167	221
3	1	1:20.708	41.939		17.669		21.100	172	220	8	1	1:49.999	50.433		28.340		31.226	171	217	
4	1	1:20.387	41.881		17.501		21.005	<b>174</b>	220	9	1	1:22.719	43.411		17.751		21.557	171	220	
5	1	1:19.911	41.692		17.416		20.803	174	<b>221</b>	10	1	1:26.059	42.484		17.517		26.058	48	220	

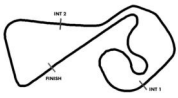




## Sector List

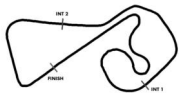
Lap Id	Time	SE1	SP1	SE2	SP2	SE3	SP3	TSP	Lap Id	Time	SE1	SP1	SE2	SP2	SE3	SP3	TSP		
<b>22</b>		Lucas Auer								Mercedes-AMG Team WINWARD							theoretical best time: 1:20.260		
1	0	1:25.546	45.165	18.752		21.629	172	183	19	0	1:20.573	42.095	17.510		<b>20.968</b>	174	221		
2	0	1:22.478	43.073	17.871		21.534	172	219	20	0	<b>1:20.385</b>	<b>41.885</b>	17.491		21.009	174	220		
3	0	1:21.399	42.315	17.719		21.365	171	<b>221</b>	21	0	1:20.858	41.986	17.640		21.232	172	221		
4	0	1:20.896	42.162	17.530		21.204	172	219	22	0	1:20.859	42.017	17.487		21.355	170	220		
5	0	1:21.068	42.038	17.762		21.268	172	220	23	0	1:20.757	42.020	17.475		21.262	165	219		
6	0	1:21.183	42.184	17.643		21.356	170	220	24	0	1:20.846	42.106	17.563		21.177	172	217		
7	0	1:25.242	42.230	19.346		23.666	167	219	25	0	1:20.679	42.056	17.430		21.193	171	219		
8	0	1:44.696	47.215	29.532		27.949	<b>174</b>	207	26	0	1:20.871	42.171	17.486		21.214	170	220		
9	0	1:23.127	43.724	17.852		21.551	171	220	27	0	1:20.813	42.004	17.436		21.373	171	219		
10	0	1:22.093	42.815	17.778		21.500	171	219	28	0	1:20.858	42.082	17.423		21.353	171	219		
11	0	1:22.088	42.663	17.835		21.590	171	220	29	0	1:20.825	42.016	17.531		21.278	172	219		
12	0	1:21.980	42.547	17.877		21.556	170	218	30	0	1:20.821	42.034	<b>17.407</b>		21.380	164	219		
13	0	1:21.803	42.569	17.771		21.463	171	219	31	0	1:20.986	42.250	17.494		21.242	171	217		
14	0	1:21.754	42.453	17.825		21.476	172	220	32	0	1:20.887	42.184	17.507		21.196	172	219		
15	0	1:25.408	42.471	17.707		25.230	49	220	33	0	1:21.027	42.007	17.732		21.288	172	220		
16	0	1:53.297	1:13.123	18.341		21.833	171		34	0	1:30.532	49.436	19.536		21.560	171	220		
17	0	1:21.663	42.461	17.943		21.259	172	218	35	0	1:25.211	42.339	17.677		25.195	50	219		
18	0	1:20.656	42.012	17.564		21.080	172	220											
<b>24</b>		Ayhancaan Güven								Team75 Motorsport							theoretical best time: 1:19.197		
1	0	1:20.999	41.785	18.027		21.187	171	176	24	0	1:19.908	41.448	17.525		20.935	172	220		
2	0	1:20.459	41.907	17.674		20.878	<b>174</b>	217	25	0	1:20.261	41.705	17.642		20.914	172	219		
3	0	1:20.197	41.676	17.537		20.984	172	217	26	0	1:20.334	41.695	17.626		21.013	171	218		
4	0	1:19.683	41.439	17.373		20.871	174	218	27	0	1:20.647	41.817	17.757		21.073	172	218		
5	0	1:19.556	41.263	17.444		20.849	171	218	28	0	1:20.570	41.714	17.748		21.108	172	219		
6	0	1:19.810	41.486	17.476		20.848	172	218	29	0	1:20.619	41.806	17.723		21.090	171	219		
7	0	1:22.963	41.447	17.494		24.022	166	219	30	0	1:20.854	41.958	17.856		21.040	174	218		
8	0	1:54.471	53.812	28.236		32.423	170	212	31	0	1:20.716	41.893	17.754		21.069	171	219		
9	0	1:22.450	43.250	17.855		21.345	170	217	32	0	1:20.630	41.874	17.645		21.111	171	219		
10	0	1:20.923	42.095	17.747		21.081	172	217	33	0	1:20.821	41.985	17.737		21.099	172	218		
11	0	1:20.461	41.904	17.569		20.988	172	218	34	0	1:20.691	41.925	17.668		21.098	171	218		
12	0	1:20.455	41.747	17.627		21.081	172	218	35	0	1:20.847	42.069	17.680		21.098	172	219		
13	0	1:20.464	41.835	17.613		21.016	170	218	36	0	1:20.754	41.939	17.714		21.101	172	219		
14	0	1:20.441	41.856	17.515		21.070	171	217	37	0	1:20.738	41.951	17.702		21.085	174	219		
15	0	1:20.631	41.872	17.703		21.056	172	218	38	0	1:20.917	42.009	17.758		21.150	171	<b>220</b>		
16	0	1:23.870	41.753	17.518		24.599	50	218	39	0	1:20.999	42.004	17.738		21.257	171	220		
17	0	1:52.926	1:14.423	17.679		20.824	172		40	0	1:20.718	42.061	17.610		21.047	172	219		
18	0	1:20.012	41.578	17.507		20.927	174	219	41	0	1:20.793	41.949	17.730		21.114	171	219		
19	0	1:19.324	41.339	<b>17.319</b>		<b>20.666</b>	172	219	42	0	1:20.711	41.901	17.665		21.145	174	219		
20	0	<b>1:19.284</b>	<b>41.212</b>	17.342		20.730	174	219	43	0	1:21.000	42.029	17.721		21.250	172	219		
21	0	1:19.888	41.406	17.673		20.809	172	219	44	0	1:21.054	42.165	17.761		21.128	171	219		
22	0	1:19.797	41.389	17.495		20.913	170	220	45	0	1:21.242	42.154	17.794		21.294	171	220		
23	0	1:20.026	41.644	17.479		20.903	172	218											





Sector List

Lap Id	Time	SE1	SP1	SE2	SP2	SE3	SP3	TSP	Lap Id	Time	SE1	SP1	SE2	SP2	SE3	SP3	TSP		
<b>27</b>		David Schumacher								Mercedes-AMG Team WINWARD							theoretical best time: 1:19.849		
1	0	1:27.960	47.025	19.129		21.806	169	189	24	0	1:20.417	41.793	17.627		<b>20.997</b>	<b>172</b>	217		
2	0	1:22.785	43.333	18.041		21.411	170	<b>219</b>	25	<b>0</b>	<b>1:20.128</b>	<b>41.536</b>	17.401		21.191	170	218		
3	0	1:21.879	42.555	18.012		21.312	170	217	26	0	1:20.144	41.638	<b>17.316</b>		21.190	162	218		
4	0	1:22.276	42.646	18.152		21.478	167	218	27	0	1:20.573	41.892	17.411		21.270	170	214		
5	0	1:21.342	42.382	17.742		21.218	171	216	28	0	1:21.177	42.230	17.706		21.241	170	218		
6	0	1:21.506	42.720	17.578		21.208	170	218	29	0	1:21.420	42.264	17.721		21.435	169	218		
7	0	1:26.914	42.212	20.952		23.750	165	218	30	0	1:20.826	42.179	17.446		21.201	170	217		
8	0	1:41.023	45.649	28.948		26.426	170	214	31	0	1:20.823	42.002	17.449		21.372	170	218		
9	0	1:22.316	42.874	18.070		21.372	171	218	32	0	1:21.450	42.194	17.607		21.649	170	217		
10	0	1:22.383	43.121	17.806		21.456	170	218	33	0	1:21.756	42.451	17.718		21.587	170	218		
11	0	1:22.210	42.714	18.027		21.469	169	218	34	0	1:22.553	42.904	17.964		21.685	170	217		
12	0	1:22.097	42.937	17.784		21.376	169	218	35	0	1:21.483	42.643	17.555		21.285	169	219		
13	0	1:22.078	42.711	17.825		21.542	171	218	36	0	1:21.232	42.250	17.454		21.528	170	218		
14	0	1:22.525	42.937	17.948		21.640	170	219	37	0	1:21.659	42.771	17.533		21.355	170	219		
15	0	1:23.624	43.996	18.018		21.610	167	218	38	0	1:21.255	42.358	17.558		21.339	170	219		
16	0	1:22.124	42.729	17.902		21.493	170	216	39	0	1:21.329	42.225	17.672		21.432	171	219		
17	0	1:21.596	42.503	17.769		21.324	170	217	40	0	1:21.608	42.593	17.669		21.346	171	218		
18	0	1:21.595	42.466	17.698		21.431	170	217	41	0	1:21.137	42.149	17.608		21.380	170	218		
19	0	1:21.442	42.418	17.720		21.304	170	218	42	0	1:21.460	42.415	17.698		21.347	170	217		
20	0	1:21.294	42.450	17.523		21.321	170	217	43	0	1:21.321	42.420	17.628		21.273	170	217		
21	0	1:21.256	42.281	17.544		21.431	169	217	44	0	1:21.357	42.422	17.596		21.339	171	217		
22	0	1:24.939	42.520	17.558		24.861	49	217	45	0	1:21.609	42.448	17.704		21.457	169	217		
23	0	1:51.048	1:11.643	18.170		21.235	171												
<b>33</b>		Rene Rast								Schubert Motorsport							theoretical best time: 1:19.532		
1	0	1:25.229	44.971	18.473		21.785	172	190	24	0	1:19.939	41.496	17.366		21.077	174	225		
2	0	1:22.384	43.025	17.865		21.494	172	224	25	0	1:20.463	41.709	17.573		21.181	174	225		
3	0	1:21.246	42.290	17.752		21.204	172	224	26	0	1:20.250	41.659	17.467		21.124	172	225		
4	0	1:20.925	42.001	17.717		21.207	175	224	27	0	1:20.138	41.620	17.406		21.112	171	224		
5	0	1:21.140	42.219	17.693		21.228	172	225	28	0	1:20.473	41.860	17.589		21.024	172	225		
6	0	1:21.069	42.171	17.736		21.162	175	224	29	0	1:20.469	41.765	17.559		21.145	175	225		
7	0	1:24.792	42.025	19.205		23.562	172	224	30	0	1:20.558	41.768	17.604		21.186	177	225		
8	0	1:45.084	47.691	29.551		27.842	175	191	31	0	1:20.581	41.780	17.537		21.264	175	226		
9	0	1:22.496	42.900	18.016		21.580	<b>177</b>	224	32	0	1:20.729	41.895	17.638		21.196	174	224		
10	0	1:21.904	42.753	17.802		21.349	175	225	33	0	1:20.626	41.894	17.535		21.197	175	225		
11	0	1:22.219	42.584	18.125		21.510	175	225	34	0	1:20.882	41.983	17.676		21.223	174	225		
12	0	1:21.936	42.647	17.808		21.481	174	224	35	0	1:20.693	41.907	17.608		21.178	174	226		
13	0	1:21.224	42.135	17.791		21.298	171	225	36	0	1:20.779	41.906	17.709		21.164	174	<b>226</b>		
14	0	1:21.470	42.248	17.771		21.451	174	225	37	0	1:20.688	41.965	17.533		21.190	174	225		
15	0	1:21.493	42.398	17.868		21.227	174	224	38	0	1:21.037	41.989	17.565		21.483	174	225		
16	0	1:20.764	41.897	17.666		21.201	172	225	39	0	1:21.416	42.096	17.636		21.684	171	226		
17	0	1:24.322	41.903	17.685		24.734	49	224	40	0	1:21.162	42.277	17.662		21.223	175	224		
18	0	1:52.404	1:13.345	17.856		21.203	175		41	0	1:20.944	42.179	17.629		21.136	175	226		
19	0	1:20.339	41.769	17.581		20.989	174	224	42	0	1:21.347	42.290	17.700		21.357	172	225		
20	0	1:19.797	41.474	17.416		20.907	174	225	43	0	1:21.066	42.187	17.648		21.231	174	225		
21	<b>0</b>	<b>1:19.789</b>	41.569	<b>17.365</b>		<b>20.855</b>	174	225	44	0	1:21.224	42.217	17.728		21.279	177	225		
22	0	1:19.823	<b>41.312</b>	17.470		21.041	175	226	45	0	1:21.507	42.395	17.806		21.306	175	225		
23	0	1:19.931	41.581	17.424		20.926	177	225											

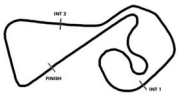


Sector List

Lap Id	Time	SE1	SP1	SE2	SP2	SE3	SP3	TSP	Lap Id	Time	SE1	SP1	SE2	SP2	SE3	SP3	TSP
<b>36</b>		Arjun Maini						Mercedes-AMG Team HRT				theoretical best time: 1:19.994					
1	0	1:26.568	45.891	18.667	22.010	169	189	24	0	1:20.318	41.897	17.381	21.040	171	219		
2	0	1:22.437	43.018	17.939	21.480	172	217	25	0	1:20.627	41.899	17.516	21.212	171	219		
3	0	1:22.081	42.622	17.883	21.576	171	219	26	0	1:20.581	41.922	17.464	21.195	170	219		
4	0	1:21.019	42.231	17.638	21.150	172	219	27	0	1:20.521	41.868	17.449	21.204	172	218		
5	0	1:21.058	42.112	17.759	21.187	171	219	28	0	1:20.864	42.073	17.491	21.300	170	219		
6	0	1:20.872	42.049	17.670	21.153	171	219	29	0	1:20.975	42.205	17.576	21.194	171	219		
7	0	1:26.174	42.223	20.654	23.297	169	219	30	0	1:20.871	42.117	17.595	21.159	172	219		
8	0	1:43.600	47.014	29.711	26.875	170	216	31	0	1:20.969	42.109	17.566	21.294	172	219		
9	0	1:22.654	43.043	18.006	21.605	171	219	32	0	1:21.019	42.239	17.530	21.250	171	219		
10	0	1:22.090	42.571	18.094	21.425	171	218	33	0	1:21.149	42.208	17.603	21.338	171	219		
11	0	1:22.005	42.513	17.988	21.504	171	219	34	0	1:21.119	42.270	17.502	21.347	170	219		
12	0	1:21.993	42.547	17.959	21.487	172	218	35	0	1:20.881	42.126	17.461	21.294	171	218		
13	0	1:22.068	42.517	17.930	21.621	170	219	36	0	1:20.866	42.118	17.611	21.137	172	219		
14	0	1:21.733	42.429	17.762	21.542	171	218	37	0	1:20.855	42.049	17.502	21.304	170	219		
15	0	1:21.611	42.412	17.697	21.502	171	219	38	0	1:20.991	42.259	17.382	21.350	171	219		
16	0	1:26.378	42.452	18.178	25.748	50	219	39	0	1:21.884	42.264	17.877	21.743	172	219		
17	0	1:51.031	1:11.888	17.908	21.235	170		40	0	1:21.698	42.510	17.647	21.541	171	220		
18	0	1:20.621	41.972	17.615	21.034	172	217	41	0	1:21.256	42.425	17.516	21.315	171	219		
19	0	1:20.273	41.970	17.416	20.887	172	219	42	0	1:21.163	42.327	17.586	21.250	170	219		
20	0	<b>1:19.996</b>	<b>41.775</b>	<b>17.332</b>	20.889	172	218	43	0	1:21.134	42.298	17.479	21.357	170	219		
21	0	1:21.493	42.690	17.601	21.202	171	219	44	0	1:21.107	42.279	17.504	21.324	170	219		
22	0	1:20.555	41.806	17.389	21.360	170	219	45	0	1:21.805	42.487	17.624	21.694	171	219		
23	0	1:20.461	41.906	17.455	21.100	172	218										

<b>40</b>		Mattia Drudi						Tresor Orange 1				theoretical best time: 1:21.456					
1	0	1:28.806	47.431	19.340	22.035	167	189	10	0	1:21.816	42.433	17.853	21.530	169	216		
2	0	1:22.742	43.190	18.116	21.436	170	216	11	0	1:22.184	42.757	17.920	21.507	169	218		
3	0	1:22.310	42.944	18.020	21.346	170	219	12	0	1:22.005	42.570	17.932	21.503	167	217		
4	0	<b>1:21.767</b>	42.377	17.941	21.449	167	218	13	0	1:22.032	42.574	17.938	21.520	171	217		
5	0	1:22.126	42.815	17.931	21.380	170	219	14	0	1:22.399	42.705	18.032	21.662	169	218		
6	0	1:21.835	<b>42.257</b>	18.232	21.346	169	218	15	0	1:22.905	42.945	18.185	21.775	169	217		
7	0	1:26.686	42.441	20.626	23.619	166	217	16	0	1:22.623	42.762	18.081	21.780	170	218		
8	0	1:40.772	45.558	28.751	26.463	167	216	17	0	1:22.661	42.902	18.082	21.677	167	218		
9	0	1:24.095	44.125	18.145	21.825	170	217	18	0	1:25.982	42.739	17.977	25.266	50	217		

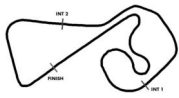
<b>48</b>		Maro Engel						Mercedes-AMG Team MANN-FILTER				theoretical best time: 1:21.349					
1	0	1:32.344	51.533	18.969	21.842	170	187	13	0	1:22.072	42.552	18.025	21.495	169	218		
2	0	1:22.200	42.680	18.120	21.400	171	217	14	0	1:22.282	42.632	18.090	21.560	170	218		
3	0	<b>1:21.356</b>	<b>42.169</b>	<b>17.860</b>	21.327	169	219	15	0	1:23.142	43.351	18.192	21.599	167	219		
4	0	1:21.448	42.226	17.902	21.320	169	219	16	0	1:22.677	42.807	18.267	21.603	170	218		
5	0	1:21.736	42.182	17.919	21.635	166	219	17	0	1:22.104	42.514	18.080	21.510	171	219		
6	0	1:22.592	42.427	17.958	22.207	166	218	18	0	1:22.087	42.240	18.173	21.674	171	219		
7	0	1:25.923	42.883	19.914	23.126	169	216	19	0	1:22.436	42.537	18.326	21.573	170	219		
8	0	1:40.134	45.116	28.818	26.200	170	217	20	0	1:23.513	42.534	18.409	22.570	170	219		
9	0	1:22.432	43.076	18.035	21.321	170	218	21	0	1:24.467	43.765	18.965	21.737	170	219		
10	0	1:21.643	42.361	17.924	21.358	169	219	22	0	1:23.837	42.717	18.473	22.647	169	219		
11	0	1:22.379	42.810	17.963	21.606	169	218	23	0	1:29.578	43.875	19.732	25.971	49	219		
12	0	1:22.043	42.502	18.017	21.524	169	219										



Sector List

Lap Id	Time	SE1	SP1	SE2	SP2	SE3	SP3	TSP	Lap Id	Time	SE1	SP1	SE2	SP2	SE3	SP3	TSP		
<b>56</b>		Sandro Holzem								Project 1							theoretical best time: 1:20.270		
1	0	1:28.923	47.685	19.253	21.985	170	198		24	0	1:20.638	41.813	17.563	21.262	170	224			
2	0	1:23.206	43.461	17.999	21.746	166	221		25	0	1:21.218	42.097	17.577	21.544	162	224			
3	0	1:22.225	42.682	18.038	21.505	172	221		26	0	1:21.064	42.317	<b>17.491</b>	21.256	174	219			
4	0	1:21.712	42.466	17.853	21.393	174	224		27	0	1:20.818	41.999	17.499	21.320	172	225			
5	0	1:22.076	42.696	17.894	21.486	171	225		28	0	1:21.055	42.142	17.612	21.301	172	224			
6	0	1:21.908	42.431	17.949	21.528	172	223		29	0	1:21.374	42.306	17.687	21.381	172	224			
7	0	1:26.794	43.426	19.739	23.629	172	225		30	0	1:21.101	42.135	17.611	21.355	174	225			
8	0	1:40.484	45.300	28.777	26.407	172	221		31	0	1:21.334	42.399	17.667	21.268	171	224			
9	0	1:22.051	42.701	17.903	21.447	171	225		32	0	1:21.398	42.268	17.761	21.369	174	225			
10	0	1:21.847	42.610	17.880	21.357	174	223		33	0	1:21.407	42.316	17.597	21.494	174	224			
11	0	1:22.334	43.001	17.869	21.464	171	225		34	0	1:21.710	42.448	17.744	21.518	172	225			
12	0	1:22.153	42.706	17.933	21.514	172	225		35	0	1:21.406	42.386	17.722	21.298	174	224			
13	0	1:21.959	42.585	17.910	21.464	172	224		36	0	1:21.553	42.530	17.690	21.333	172	<b>226</b>			
14	0	1:22.349	42.806	18.012	21.531	172	224		37	0	1:21.993	42.783	17.728	21.482	172	225			
15	0	1:23.082	43.595	18.048	21.439	172	225		38	0	1:21.805	42.646	17.799	21.360	172	225			
16	0	1:22.478	43.061	17.974	21.443	174	224		39	0	1:21.636	42.439	17.813	21.384	174	225			
17	0	1:25.333	42.661	17.792	24.880	50	225		40	0	1:21.893	42.591	17.797	21.505	172	225			
18	0	1:56.644	1:17.173	18.037	21.434	172			41	0	1:21.953	42.647	17.820	21.486	172	225			
19	0	1:20.969	42.130	17.718	<b>21.121</b>	174	223		42	0	1:21.883	42.559	17.775	21.549	171	225			
20	0	1:22.506	42.630	18.664	21.212	<b>175</b>	223		43	0	1:21.778	42.684	17.723	21.371	174	225			
21	0	1:21.102	42.150	17.814	21.138	175	225		44	0	1:22.301	42.782	17.970	21.549	175	225			
22	<b>0</b>	<b>1:20.403</b>	<b>41.658</b>	17.557	21.188	174	224		45	0	1:23.930	42.655	19.249	22.026	171	225			
23	0	1:20.593	41.789	17.577	21.227	172	225												

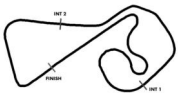
<b>63</b>		Clemens Schmid								GRT Grasser-Racing-Team							theoretical best time: 1:20.182		
1	0	1:27.585	46.908	18.961	21.716	170	196		15	0	1:21.996	42.526	17.772	21.698	170	219			
2	0	1:22.731	43.310	17.958	21.463	171	218		16	0	1:26.125	42.602	18.484	25.039	51	218			
3	0	1:22.005	42.601	17.916	21.488	171	218		17	0	1:52.086	1:12.879	17.905	21.302	172				
4	0	1:22.130	42.725	18.056	21.349	171	218		18	0	1:20.924	41.903	17.770	21.251	172	219			
5	0	1:21.259	42.214	17.784	21.261	170	219		19	0	1:24.678	46.022	<b>17.600</b>	21.056	172	219			
6	0	1:21.290	42.172	17.723	21.395	171	218		20	<b>0</b>	<b>1:20.248</b>	41.611	17.645	<b>20.992</b>	<b>174</b>	219			
7	0	1:26.865	42.458	20.529	23.878	166	219		21	0	1:29.909	<b>41.590</b>	26.455	21.864	170	<b>220</b>			
8	0	1:41.520	45.963	28.980	26.577	169	216		22	0	1:21.305	42.297	17.778	21.230	174	219			
9	0	1:22.456	42.901	17.992	21.563	171	217		23	0	1:20.894	41.959	17.732	21.203	172	220			
10	0	1:22.148	42.849	17.821	21.478	171	219		24	0	1:21.333	42.049	17.913	21.371	172	220			
11	0	1:22.392	42.825	17.956	21.611	169	219		25	0	1:21.431	42.109	17.826	21.496	172	220			
12	0	1:21.971	42.572	17.863	21.536	171	219		26	0	1:21.085	41.878	17.767	21.440	172	220			
13	0	1:22.181	42.549	17.962	21.670	171	219		27	0	1:31.752	47.516	18.429	25.807	51	219			
14	0	1:22.338	42.853	17.929	21.556	171	219												



Sector List

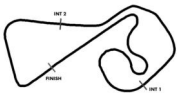
Lap	Id	Time	SE1	SP1	SE2	SP2	SE3	SP3	TSP	Lap	Id	Time	SE1	SP1	SE2	SP2	SE3	SP3	TSP	
<b>69</b>		Thierry Vermeulen									<b>EMIL FREY RACING</b>									<b>theoretical best time: 1:19.432</b>
1	1	1:23.581	43.343		18.361		21.877	171	179	24	1	1:20.488	41.796		17.559		21.133	172	222	
2	1	1:20.922	42.212		17.647		21.063	<b>175</b>	221	25	1	1:20.625	41.879		17.606		21.140	174	222	
3	1	1:20.644	41.872		17.622		21.150	174	222	26	1	1:20.730	41.958		17.636		21.136	171	221	
4	1	1:20.755	41.858		17.677		21.220	171	222	27	1	1:21.524	42.126		17.748		21.650	169	221	
5	1	1:20.628	41.951		17.639		21.038	175	221	28	1	1:21.325	42.514		17.625		21.186	172	217	
6	1	1:20.446	41.843		17.578		21.025	174	222	29	1	1:20.774	42.098		17.567		21.109	174	221	
7	1	1:24.690	41.887		18.834		23.969	172	222	30	1	1:20.700	42.000		17.526		21.174	172	221	
8	1	1:48.151	48.887		28.605		30.659	174	221	31	1	1:20.865	42.061		17.556		21.248	169	221	
9	1	1:23.074	43.404		18.003		21.667	172	223	32	1	1:21.097	42.188		17.584		21.325	172	219	
10	1	1:21.493	42.256		17.825		21.412	172	<b>223</b>	33	1	1:20.808	42.093		17.531		21.184	171	221	
11	1	1:23.043	43.606		18.029		21.408	170	222	34	1	1:20.889	42.054		17.611		21.224	172	220	
12	1	1:21.219	42.238		17.636		21.345	172	220	35	1	1:21.107	42.289		17.632		21.186	174	221	
13	1	1:21.213	42.173		17.743		21.297	172	221	36	1	1:21.104	42.138		17.661		21.305	172	222	
14	1	1:21.318	42.241		17.674		21.403	172	222	37	1	1:21.146	42.294		17.607		21.245	172	221	
15	1	1:25.171	42.113		17.680		25.378	49	222	38	1	1:21.092	42.151		17.631		21.310	172	221	
16	1	1:53.016	1:14.643		17.420		20.953	174		39	1	1:21.268	42.274		17.621		21.373	171	222	
17	1	<b>1:19.494</b>	<b>41.370</b>		17.298		20.826	175	221	40	1	1:21.143	42.212		17.640		21.291	172	221	
18	1	1:23.861	45.799		<b>17.257</b>		<b>20.805</b>	175	222	41	1	1:21.236	42.243		17.664		21.329	172	222	
19	1	1:20.256	41.594		17.492		21.170	172	223	42	1	1:21.291	42.382		17.621		21.288	171	221	
20	1	1:20.175	41.666		17.495		21.014	174	221	43	1	1:21.411	42.463		17.634		21.314	171	220	
21	1	1:20.674	41.882		17.668		21.124	172	222	44	1	1:21.664	42.397		17.815		21.452	171	221	
22	1	1:20.425	41.813		17.588		21.024	175	223	45	1	1:21.916	42.710		17.742		21.464	171	221	
23	1	1:20.456	41.828		17.566		21.062	172	223											

Lap	Id	Time	SE1	SP1	SE2	SP2	SE3	SP3	TSP	Lap	Id	Time	SE1	SP1	SE2	SP2	SE3	SP3	TSP	
<b>75</b>		Laurin Heinrich									<b>Team75 Motorsport</b>									<b>theoretical best time: 1:19.813</b>
1	0	1:25.806	45.364		18.708		21.734	171	184	24	0	1:19.962	41.610		<b>17.422</b>		20.930	172	219	
2	0	1:22.342	43.112		17.933		21.297	170	219	25	0	1:20.281	41.635		17.610		21.036	172	219	
3	0	1:21.590	42.766		17.716		21.108	172	219	26	0	1:20.622	41.755		17.785		21.082	171	219	
4	0	1:20.960	42.160		17.685		21.115	172	219	27	0	1:21.086	41.935		17.734		21.417	167	219	
5	0	1:20.952	42.113		17.775		21.064	172	219	28	0	1:21.685	42.827		17.762		21.096	171	216	
6	0	1:21.116	42.249		17.790		21.077	172	219	29	0	1:20.810	42.055		17.668		21.087	171	219	
7	0	1:25.578	42.445		19.673		23.460	169	219	30	0	1:20.907	41.872		17.742		21.293	170	219	
8	0	1:44.314	47.311		29.590		27.413	<b>174</b>	216	31	0	1:20.891	41.981		17.710		21.200	171	218	
9	0	1:22.505	43.246		17.911		21.348	171	<b>220</b>	32	0	1:21.065	42.124		17.709		21.232	170	218	
10	0	1:21.841	42.625		17.940		21.276	174	218	33	0	1:20.796	42.024		17.614		21.158	171	218	
11	0	1:22.121	42.835		17.937		21.349	171	219	34	0	1:21.106	42.178		17.739		21.189	172	218	
12	0	1:22.146	42.799		17.928		21.419	170	219	35	0	1:20.857	41.929		17.669		21.259	169	219	
13	0	1:21.549	42.438		17.852		21.259	171	217	36	0	1:21.032	42.137		17.749		21.146	172	219	
14	0	1:21.546	42.368		17.790		21.388	171	218	37	0	1:21.170	42.145		17.766		21.259	171	219	
15	0	1:22.196	42.573		17.993		21.630	169	219	38	0	1:21.336	42.377		17.651		21.308	170	219	
16	0	1:21.045	42.159		17.731		21.155	171	217	39	0	1:23.219	42.069		19.578		21.572	170	219	
17	0	1:20.487	41.822		17.565		21.100	170	217	40	0	1:21.327	42.221		17.806		21.300	171	219	
18	0	1:20.299	41.762		17.512		21.025	170	217	41	0	1:21.055	42.095		17.745		21.215	171	219	
19	0	1:20.488	41.806		17.530		21.152	171	217	42	0	1:21.294	42.110		17.821		21.363	170	219	
20	0	1:23.968	41.774		17.537		24.657	50	217	43	0	1:21.134	42.112		17.741		21.281	171	218	
21	0	1:52.212	1:13.267		17.848		21.097	172		44	0	1:21.298	42.172		17.759		21.367	171	219	
22	0	1:21.181	41.665		17.784		21.732	171	218	45	0	1:21.790	42.387		17.879		21.524	171	218	
23	0	<b>1:19.868</b>	<b>41.518</b>		17.477		<b>20.873</b>	172	218											



Sector List

Lap Id	Time	SE1	SP1	SE2	SP2	SE3	SP3	TSP	Lap Id	Time	SE1	SP1	SE2	SP2	SE3	SP3	TSP		
<b>83</b>		Patric Niederhauser								Tresor Orange 1							theoretical best time: 1:20.181		
1	0	1:24.325	43.953	18.336		22.036	170	180	19	0	1:20.234	41.694	17.578		20.962	171	217		
2	0	1:21.904	42.787	17.871		21.246	174	217	20	0	1:21.104	41.911	17.700		21.493	170	219		
3	0	1:21.072	42.105	17.736		21.231	172	217	21	0	1:21.246	42.546	17.525		21.175	169	218		
4	0	1:21.355	42.114	17.830		21.411	175	217	22	0	1:21.424	42.462	17.695		21.267	167	219		
5	0	1:20.816	41.992	17.735		21.089	171	217	23	0	1:20.961	42.081	17.688		21.192	170	219		
6	0	1:20.832	41.901	17.762		21.169	171	216	24	0	1:20.661	41.785	17.644		21.232	170	216		
7	0	1:23.872	41.841	18.381		23.650	171	217	25	0	1:21.010	41.899	17.680		21.431	169	217		
8	0	1:46.643	48.100	29.039		29.504	174	214	26	0	1:21.230	42.086	17.763		21.381	164	216		
9	0	1:22.833	43.282	18.112		21.439	172	218	27	0	1:20.927	41.950	17.693		21.284	171	215		
10	0	1:21.885	42.744	17.854		21.287	169	219	28	0	1:21.224	42.004	17.710		21.510	169	216		
11	0	1:22.294	42.753	17.958		21.583	170	218	29	0	1:21.265	41.987	17.841		21.437	170	216		
12	0	1:22.091	42.960	17.854		21.277	174	219	30	0	1:21.229	41.968	17.832		21.429	169	216		
13	0	1:21.261	42.216	17.758		21.287	166	216	31	0	1:21.893	42.499	17.921		21.473	170	216		
14	0	1:21.605	42.335	17.825		21.445	164	216	32	0	1:21.743	42.166	17.957		21.620	170	217		
15	0	1:22.685	43.401	17.905		21.379	174	214	33	0	1:21.517	42.350	17.809		21.358	170	216		
16	0	1:25.266	42.157	17.985		25.124	50	217	34	0	1:21.968	42.309	18.329		21.330	166	216		
17	0	1:57.128	1:18.131	17.863		21.134	174		35	0	1:21.141	42.030	17.780		21.331	169	217		
18	0	1:20.887	42.039	17.733		21.115	171	218	36	0	1:30.110	42.064	18.905		29.141	46	218		
<b>84</b>		Jusuf Owega								Mercedes-AMG Team BWT							theoretical best time: 1:20.444		
1	1	1:25.058	44.650	18.577		21.831	172	187	24	1	1:20.882	42.082	17.582		21.218	174	221		
2	1	1:22.247	42.796	17.998		21.453	172	218	25	1	1:21.133	42.104	17.721		21.308	172	221		
3	1	1:21.085	42.052	17.876		21.157	172	219	26	1	1:20.828	41.978	17.659		21.191	172	221		
4	1	1:20.983	41.929	17.770		21.284	174	220	27	1	1:21.095	42.190	17.632		21.273	172	220		
5	1	1:21.100	42.141	17.670		21.289	172	219	28	1	1:20.860	42.028	17.568		21.264	172	220		
6	1	1:20.706	41.949	17.633		21.124	171	220	29	1	1:20.933	41.975	17.584		21.374	172	220		
7	1	1:25.031	42.110	19.004		23.917	170	220	30	1	1:20.966	42.178	17.524		21.264	174	220		
8	1	1:45.422	47.633	29.458		28.331	172	190	31	1	1:20.709	41.950	17.523		21.236	174	221		
9	1	1:23.060	43.770	17.968		21.322	171	219	32	1	1:20.891	42.028	17.590		21.273	171	221		
10	1	1:22.191	42.830	17.949		21.412	170	220	33	1	1:21.111	42.133	17.626		21.352	172	220		
11	1	1:22.062	42.612	17.888		21.562	172	220	34	1	1:21.028	42.133	17.507		21.388	172	221		
12	1	1:21.966	42.620	17.965		21.381	172	220	35	1	1:21.124	42.156	17.647		21.321	172	220		
13	1	1:21.553	42.287	17.855		21.411	172	221	36	1	1:21.008	42.174	17.554		21.280	175	221		
14	1	1:21.502	42.281	17.822		21.399	172	220	37	1	1:21.294	42.376	17.662		21.256	172	221		
15	1	1:25.935	42.607	17.992		25.336	50	220	38	1	1:21.420	42.268	17.525		21.627	172	221		
16	1	1:54.461	1:15.149	17.697		21.615	174		39	1	1:21.336	42.163	17.673		21.500	171	221		
17	1	1:21.730	42.365	17.985		21.380	174	219	40	1	1:21.251	42.289	17.583		21.379	172	221		
18	1	1:20.910	42.038	17.645		21.227	172	220	41	1	1:21.588	42.508	17.674		21.406	172	221		
19	1	1:20.668	41.948	17.545		21.175	171	220	42	1	1:21.751	42.539	17.752		21.460	172	221		
20	1	1:20.590	41.899	17.586		21.105	171	220	43	1	1:21.676	42.578	17.623		21.475	172	220		
21	1	1:20.600	41.832	17.620		21.148	172	220	44	1	1:21.682	42.572	17.683		21.427	172	220		
22	1	1:20.932	42.054	17.671		21.207	172	221	45	1	1:21.746	42.549	17.680		21.517	174	220		
23	1	1:20.713	41.922	17.634		21.157	172	219											

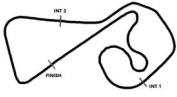


Sector List

Lap	Id	Time	SE1	SP1	SE2	SP2	SE3	SP3	TSP	Lap	Id	Time	SE1	SP1	SE2	SP2	SE3	SP3	TSP	
<b>90</b>		Dennis Olsen									Manthey EMA									<b>theoretical best time: 1:19.470</b>
1	0	1:24.437	44.351		18.404		21.682	170	180	24	0	1:19.796	41.409		<b>17.358</b>		21.029	172	218	
2	0	1:22.312	42.952		17.879		21.481	172	217	25	0	1:20.183	41.575		17.507		21.101	172	219	
3	0	1:20.954	41.821		17.904		21.229	171	217	26	0	1:20.373	41.681		17.499		21.193	174	219	
4	0	1:21.084	41.956		17.883		21.245	172	217	27	0	1:20.576	41.755		17.632		21.189	171	219	
5	0	1:21.143	42.247		17.719		21.177	171	220	28	0	1:20.592	41.863		17.563		21.166	170	218	
6	0	1:20.798	41.807		17.713		21.278	172	219	29	0	1:20.499	41.832		17.482		21.185	170	219	
7	0	1:23.983	41.861		18.390		23.732	158	219	30	0	1:20.752	41.966		17.665		21.121	172	219	
8	0	1:46.354	48.384		29.500		28.470	171	187	31	0	1:20.762	41.944		17.533		21.285	172	219	
9	0	1:22.942	43.221		18.245		21.476	171	218	32	0	1:20.795	41.992		17.615		21.188	169	219	
10	0	1:21.820	42.653		17.844		21.323	172	219	33	0	1:20.864	41.961		17.712		21.191	172	217	
11	0	1:22.155	42.717		17.939		21.499	174	219	34	0	1:20.792	41.922		17.548		21.322	170	218	
12	0	1:21.189	42.111		17.778		21.300	171	<b>222</b>	35	0	1:20.950	42.217		17.548		21.185	171	219	
13	0	1:21.155	42.147		17.666		21.342	170	218	36	0	1:21.031	42.219		17.575		21.237	170	219	
14	0	1:21.173	42.130		17.659		21.384	172	217	37	0	1:20.782	41.963		17.591		21.228	172	219	
15	0	1:21.162	42.121		17.704		21.337	171	218	38	0	1:21.505	42.097		17.557		21.851	170	219	
16	0	1:24.141	41.960		17.603		24.578	50	217	39	0	1:21.278	42.079		17.719		21.480	169	219	
17	0	1:51.268	1:12.520		17.646		21.102	171		40	0	1:21.285	42.231		17.730		21.324	169	218	
18	0	1:20.021	41.485		17.547		20.989	171	217	41	0	1:21.106	42.169		17.612		21.325	172	219	
19	<b>0</b>	<b>1:19.606</b>	<b>41.253</b>		17.374		20.979	171	217	42	0	1:21.627	42.423		17.533		21.671	171	220	
20	0	1:20.412	41.541		17.639		21.232	171	218	43	0	1:21.580	42.442		17.598		21.540	172	218	
21	0	1:19.697	41.441		17.397		<b>20.859</b>	172	219	44	0	1:21.720	42.376		17.822		21.522	<b>175</b>	219	
22	0	1:19.710	41.317		17.405		20.988	171	219	45	0	1:21.582	42.384		17.693		21.505	169	219	
23	0	1:20.017	41.555		17.489		20.973	171	218											

<b>91</b>		Thomas Preining									Manthey EMA									<b>theoretical best time: 1:19.491</b>
1	1	1:21.529	42.257		17.989		21.283	170	175	24	1	1:20.150	41.607		17.489		21.054	172	219	
2	1	1:20.769	42.025		17.639		21.105	171	216	25	1	1:20.255	41.619		17.571		21.065	171	219	
3	1	1:20.550	41.815		17.657		21.078	172	217	26	1	1:20.157	41.646		17.516		20.995	171	219	
4	1	1:20.026	41.534		17.437		21.055	172	218	27	1	1:20.458	41.702		17.583		21.173	171	217	
5	1	1:19.874	41.554		17.445		<b>20.875</b>	172	218	28	1	1:20.359	41.734		17.491		21.134	172	218	
6	1	1:20.000	41.618		17.405		20.977	171	218	29	1	1:20.303	41.621		17.559		21.123	171	218	
7	1	1:21.836	41.580		17.614		22.642	167	217	30	1	1:20.813	42.036		17.594		21.183	171	218	
8	1	1:53.807	53.617		28.142		32.048	172	215	31	1	1:21.029	42.082		17.750		21.197	172	218	
9	1	1:22.526	43.241		17.957		21.328	171	218	32	1	1:20.836	41.964		17.665		21.207	172	219	
10	1	1:21.101	42.335		17.602		21.164	171	218	33	1	1:20.711	41.902		17.592		21.217	172	218	
11	1	1:20.641	42.048		17.482		21.111	172	217	34	1	1:20.584	41.842		17.540		21.202	172	218	
12	1	1:20.704	41.907		17.607		21.190	171	218	35	1	1:20.896	41.951		17.633		21.312	171	219	
13	1	1:20.447	41.895		17.474		21.078	172	218	36	1	1:20.958	42.151		17.638		21.169	171	219	
14	1	1:20.417	41.882		17.514		21.021	171	218	37	1	1:20.831	41.958		17.708		21.165	172	219	
15	1	1:24.391	41.896		17.539		24.956	50	218	38	1	1:20.711	41.899		17.627		21.185	172	219	
16	1	1:49.905	1:11.169		17.699		21.037	171		39	1	1:20.737	41.914		17.538		21.285	172	<b>220</b>	
17	1	1:20.045	41.589		17.515		20.941	172	218	40	1	1:21.017	42.090		17.681		21.246	172	219	
18	1	1:19.678	<b>41.327</b>		17.401		20.950	<b>174</b>	219	41	1	1:21.091	42.123		17.750		21.218	174	219	
19	1	1:19.678	41.342		17.454		20.882	171	219	42	1	1:21.036	42.031		17.649		21.356	172	219	
20	<b>1</b>	<b>1:19.510</b>	41.343		<b>17.289</b>		20.878	172	219	43	1	1:20.852	41.961		17.589		21.302	171	218	
21	1	1:19.878	41.478		17.403		20.997	171	219	44	1	1:21.096	42.073		17.734		21.289	171	218	
22	1	1:20.166	41.536		17.533		21.097	171	219	45	1	1:21.330	42.153		17.752		21.425	170	219	
23	1	1:20.284	41.711		17.483		21.090	172	218											

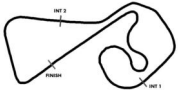




Sector List

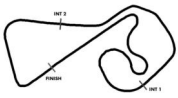
Lap Id	Time	SE1	SP1	SE2	SP2	SE3	SP3	TSP	Lap Id	Time	SE1	SP1	SE2	SP2	SE3	SP3	TSP	
<b>92</b>		Mirko Bortolotti								<b>SSR Performance</b>				theoretical best time: <b>1:19.927</b>				
1	0	1:22.528	43.016	18.195	21.317	171	177		24	0	1:20.250	41.580	17.521	21.149	172	220		
2	0	1:21.084	42.256	17.676	21.152	171	218		25	0	1:20.781	41.884	17.627	21.270	174	220		
3	0	1:20.524	41.781	17.662	21.081	171	219		26	0	1:20.642	41.937	17.525	21.180	174	220		
4	0	1:20.578	41.712	17.680	21.186	172	219		27	0	1:20.641	41.735	17.700	21.206	174	220		
5	0	1:20.390	41.741	17.568	21.081	174	219		28	0	1:20.919	41.845	17.694	21.380	172	220		
6	0	1:20.286	41.663	17.564	21.059	172	219		29	0	1:21.034	42.085	17.742	21.207	174	220		
7	0	1:24.382	41.648	19.319	23.415	171	220		30	0	1:20.983	41.827	17.818	21.338	172	220		
8	0	1:49.341	49.835	28.543	30.963	172	218		31	0	1:20.965	41.980	17.766	21.219	172	219		
9	0	1:22.602	43.384	17.846	21.372	172	218		32	0	1:20.847	42.054	17.623	21.170	172	220		
10	0	1:21.690	42.564	17.798	21.328	172	219		33	0	1:20.739	41.764	17.629	21.346	<b>175</b>	220		
11	0	1:20.558	41.890	<b>17.502</b>	21.166	171	219		34	0	1:20.860	41.983	17.663	21.214	172	220		
12	0	1:20.644	41.834	17.613	21.197	172	219		35	0	1:20.998	42.151	17.695	21.152	172	220		
13	0	1:20.731	41.814	17.635	21.282	174	219		36	0	1:20.825	41.911	17.657	21.257	172	220		
14	0	1:20.528	41.725	17.597	21.206	172	220		37	0	1:21.052	42.045	17.690	21.317	172	220		
15	0	1:20.964	42.027	17.647	21.290	172	219		38	0	1:21.329	42.178	17.756	21.395	174	220		
16	0	1:20.491	41.850	17.539	21.102	172	220		39	0	1:21.530	42.274	17.859	21.397	174	220		
17	0	1:20.357	41.688	17.509	21.160	172	219		40	0	1:21.053	42.027	17.720	21.306	172	220		
18	0	1:24.072	41.831	17.521	24.720	50	220		41	0	1:21.537	42.308	17.859	21.370	174	220		
19	0	1:53.034	1:13.120	17.809	22.105	172			42	0	1:21.321	42.191	17.802	21.328	172	220		
20	0	1:22.782	44.148	17.713	<b>20.921</b>	174	161		43	0	1:21.162	42.007	17.713	21.442	172	220		
21	0	1:25.592	47.036	17.588	20.968	174	219		44	0	1:21.273	42.039	17.894	21.340	171	219		
22	<b>0</b>	<b>1:20.231</b>	<b>41.504</b>	17.554	21.173	172	<b>220</b>		45	0	1:22.049	42.417	18.034	21.598	172	220		
23	0	1:20.307	41.635	17.593	21.079	172	219											

Lap Id	Time	SE1	SP1	SE2	SP2	SE3	SP3	TSP	Lap Id	Time	SE1	SP1	SE2	SP2	SE3	SP3	TSP	
<b>94</b>		Franck Perera								<b>SSR Performance</b>				theoretical best time: <b>1:19.338</b>				
1	0	1:26.443	45.648	18.744	22.051	167	180		24	0	1:19.944	41.480	17.456	21.008	174	220		
2	0	1:22.137	42.846	17.847	21.444	169	216		25	0	1:20.225	41.521	17.563	21.141	174	220		
3	0	1:21.856	42.691	17.875	21.290	172	219		26	0	1:20.569	41.763	17.600	21.206	172	219		
4	0	1:21.041	41.986	17.850	21.205	<b>174</b>	219		27	0	1:20.812	41.924	17.571	21.317	167	220		
5	0	1:21.044	42.154	17.697	21.193	172	220		28	0	1:21.859	42.769	17.866	21.224	172	218		
6	0	1:20.921	41.901	17.784	21.236	170	219		29	0	1:20.812	41.948	17.616	21.248	172	219		
7	0	1:26.264	42.254	20.212	23.798	165	218		30	0	1:20.803	41.883	17.668	21.252	172	219		
8	0	1:43.659	47.022	29.675	26.962	171	214		31	0	1:20.923	42.105	17.623	21.195	172	220		
9	0	1:22.590	43.037	18.121	21.432	171	218		32	0	1:21.070	42.041	17.725	21.304	174	219		
10	0	1:22.144	42.847	17.924	21.373	170	218		33	0	1:21.147	42.187	17.705	21.255	172	220		
11	0	1:22.033	42.597	18.020	21.416	170	218		34	0	1:20.810	41.967	17.597	21.246	172	220		
12	0	1:21.894	42.540	17.942	21.412	171	219		35	0	1:20.932	42.045	17.588	21.299	171	220		
13	0	1:21.997	42.693	17.918	21.386	170	219		36	0	1:21.029	42.106	17.701	21.222	172	220		
14	0	1:21.671	42.388	17.909	21.374	171	218		37	0	1:20.939	42.118	17.528	21.293	172	220		
15	0	1:21.716	42.466	17.868	21.382	171	219		38	0	1:21.619	42.330	17.762	21.527	171	220		
16	0	1:24.814	42.092	17.707	25.015	50	219		39	0	1:21.099	42.063	17.703	21.333	174	219		
17	0	1:51.656	1:12.573	17.877	21.206	171			40	0	1:20.778	41.967	17.611	21.200	172	220		
18	0	1:20.429	41.902	17.550	20.977	172	219		41	0	1:20.842	41.922	17.618	21.302	172	220		
19	<b>0</b>	<b>1:19.338</b>	<b>41.243</b>	<b>17.267</b>	<b>20.828</b>	174	220		42	0	1:21.557	42.349	17.791	21.417	171	220		
20	0	1:20.053	41.491	17.545	21.017	172	<b>220</b>		43	0	1:21.186	42.264	17.700	21.222	172	219		
21	0	1:21.813	42.651	17.822	21.340	171	219		44	0	1:21.369	42.250	17.718	21.401	172	220		
22	0	1:21.111	41.673	17.582	21.856	174	219		45	0	1:22.071	42.605	17.972	21.494	172	219		
23	0	1:20.350	41.786	17.516	21.048	172	219											



### Sector List

Lap	Id	Time	SE1	SP1	SE2	SP2	SE3	SP3	TSP	Lap	Id	Time	SE1	SP1	SE2	SP2	SE3	SP3	TSP	
<b>99</b>		Marvin Dienst									Toksport WRT									<b>theoretical best time: 1:20.288</b>
1	0	1:27.225	46.406		18.987		21.832	170	194	24	0	1:20.611	41.758		17.679		21.174	171	216	
2	0	1:22.591	43.208		17.924		21.459	170	<b>218</b>	25	0	1:20.666	41.796		17.619		21.251	170	217	
3	0	1:21.982	42.589		17.882		21.511	<b>172</b>	216	26	0	1:20.987	42.011		17.744		21.232	171	217	
4	0	1:21.606	42.533		17.766		21.307	171	218	27	0	1:21.106	42.011		17.760		21.335	172	216	
5	0	1:20.560	41.798		17.602		21.160	171	216	28	0	1:21.024	42.035		17.641		21.348	170	218	
6	0	1:21.188	41.987		17.700		21.501	170	218	29	0	1:20.949	41.916		17.800		21.233	171	216	
7	0	1:26.538	42.118		21.149		23.271	166	216	30	0	1:20.881	41.997		17.650		21.234	171	217	
8	0	1:42.738	46.799		29.176		26.763	170	209	31	0	1:21.223	42.142		17.786		21.295	171	217	
9	0	1:22.558	43.048		17.966		21.544	170	216	32	0	1:21.143	42.193		17.682		21.268	171	216	
10	0	1:22.312	42.646		18.036		21.630	170	216	33	0	1:21.189	42.107		17.760		21.322	170	217	
11	0	1:22.034	42.561		18.003		21.470	170	217	34	0	1:21.239	42.121		17.755		21.363	170	217	
12	0	1:21.929	42.577		17.849		21.503	170	216	35	0	1:21.169	42.225		17.729		21.215	170	217	
13	0	1:22.609	42.742		18.276		21.591	170	217	36	0	1:21.053	42.050		17.700		21.303	170	217	
14	0	1:21.670	42.413		17.821		21.436	170	216	37	0	1:20.727	41.941		17.554		21.232	171	216	
15	0	1:21.755	42.433		17.836		21.486	169	217	38	0	1:20.893	41.992		17.569		21.332	170	217	
16	0	1:21.817	42.315		17.909		21.593	170	216	39	0	1:21.203	42.153		17.780		21.270	171	217	
17	0	1:21.291	42.150		17.675		21.466	170	216	40	0	1:21.240	42.199		17.703		21.338	170	218	
18	0	1:20.881	41.900		17.633		21.348	169	216	41	0	1:21.586	42.493		17.715		21.378	170	217	
19	0	1:24.613	42.061		17.607		24.945	50	215	42	0	1:21.650	42.494		17.763		21.393	171	217	
20	0	1:52.137	1:12.705		17.883		21.549	169		43	0	1:21.667	42.521		17.755		21.391	171	217	
21	0	1:20.797	42.149		<b>17.518</b>		<b>21.130</b>	171	215	44	0	1:21.730	42.577		17.811		21.342	170	218	
22	<b>0</b>	<b>1:20.324</b>	41.663		17.528		21.133	170	216	45	0	1:21.779	42.470		17.807		21.502	169	216	
23	0	1:20.440	<b>41.640</b>		17.661		21.139	170	216											

**Top speed list  
Provisional**

#	Name (NAT)	Team	Car name	Speed	Lap	Race time
1	Sheldon van der Linde	Schubert Motorsport (DEU)	BMW M4 GT3	227.36	5	5:31.385
11	Marco Wittmann	Project 1 (DEU)	BMW M4 GT3	227.36	34	46:02.331
33	Rene Rast	Schubert Motorsport (DEU)	BMW M4 GT3	226.89	36	48:22.749
56	Sandro Holz	Project 1 (DEU)	BMW M4 GT3	226.41	36	48:52.857
69	Thierry Vermeulen	EMIL FREY RACING (CHE)	Ferrari 296 GT3	223.60	10	12:48.148
90	Dennis Olsen	Manthey EMA (DEU)	Porsche 911 GT3 R	222.22	12	15:33.270
3	Kelvin van der Linde	ABT Sportsline (DEU)	Audi R8 LMS GT3 EVO II	222.22	43	57:41.104
14	Jack Aitken	EMIL FREY RACING (CHE)	Ferrari 296 GT3	221.76	5	5:29.209
7	Ricardo Feller	ABT Sportsline (DEU)	Audi R8 LMS GT3 EVO II	221.76	9	11:25.659
84	Jusuf Owega	Mercedes-AMG Team BWT (DEU)	Mercedes-AMG GT3	221.76	34	45:55.196
22	Lucas Auer	Mercedes-AMG Team WINWARD (DEU)	Mercedes-AMG GT3	221.31	3	2:53.341
8	Luca Engstler	LIQUI MOLY Team Engstler (DEU)	Audi R8 LMS GT3 EVO II	220.85	11	14:14.900
94	Franck Perera	SSR Performance (DEU)	Lamborghini Huracan GT3 EVO 2	220.85	20	26:58.927
63	Clemens Schmid	GRT Grasser-Racing-Team (AUT)	Lamborghini Huracan GT3 EVO 2	220.85	21	28:30.202
92	Mirko Bortolotti	SSR Performance (DEU)	Lamborghini Huracan GT3 EVO 2	220.85	22	29:38.449
24	Ayhancan Güven	Team75 Motorsport (DEU)	Porsche 911 GT3 R	220.85	38	50:52.770
36	Arjun Maini	Mercedes-AMG Team HRT (DEU)	Mercedes-AMG GT3	220.85	40	53:58.561
75	Laurin Heinrich	Team75 Motorsport (DEU)	Porsche 911 GT3 R	220.40	9	11:27.957
4	Luca Stolz	Mercedes-AMG Team HRT (DEU)	Mercedes-AMG GT3	220.40	21	28:01.096
91	Thomas Preining	Manthey EMA (DEU)	Porsche 911 GT3 R	220.40	39	52:12.121
83	Patric Niederhauser	Tresor Orange 1 (DEU)	Audi R8 LMS GT3 EVO II	219.95	12	15:33.177
48	Maro Engel	Mercedes-AMG Team MANN-FILTER (DEU)	Mercedes-AMG GT3	219.95	22	29:26.358
6	Alessio Deledda	SSR Performance (DEU)	Lamborghini Huracan GT3 EVO 2	219.95	25	34:01.882
9	Tim Heinemann	Toksport WRT (DEU)	Porsche 911 GT3 R	219.95	28	37:50.635
40	Mattia Drudi	Tresor Orange 1 (DEU)	Audi R8 LMS GT3 EVO II	219.51	5	5:40.983
27	David Schumacher	Mercedes-AMG Team WINWARD (DEU)	Mercedes-AMG GT3	219.06	2	1:33.338
99	Marvin Dienst	Toksport WRT (DEU)	Porsche 911 GT3 R	218.62	2	1:32.591