


Lap Chart
Provisional

Lap/Pl.	1	2	3	4	5	6	7	8	9	10	11	12	13	14	15	16	17	18	19	20	21	22	23	24	25	26	27	28
LAP 1	92	7	63	94	91	4	14	90	22	27	19	3	69	33	99	36	8	84	75	1	9	48	11	24	83	56	40	6
LAP 2	92	7	63	94	91	4	90	14	22	27	19	3	33	69	99	8	36	48	11	84	1	83	9	75	24	56	40	6
LAP 3	92	7	63	94	91	4	90	14	22	27	19	3	33	69	99	8	36	48	11	1	84	9	24	56	40	6	83	
LAP 4	92	7	63	94	91	4	90	14	22	27	19	3	33	69	99	8	36	48	11	1	84	9	24	56	6	83	40	
LAP 5	92	7	63	94	91	4	90	14	22	27	3	19	33	69	99	8	36	11	1	48	84	9	24	56	6	83		
LAP 6	92	7	63	94	91	4	90	14	22	27	3	19	33	69	99	8	36	11	1	48	84	9	56	24	6	83		
LAP 7	92	7	63	94	91	4	90	14	22	27	3	19	33	69	99	8	36	11	1	48	84	9	56	24	6	83		
LAP 8	92	7	63	94	91	4	90	14	22	27	3	19	33	69	99	8	11	1	36	48	84	9	56	24	6	83		
LAP 9	92	7	63	94	91	4	90	14	22	27	3	19	33	69	99	8	11	1	36	48	84	9	56	24	6	83		
LAP 10	92	7	63	94	91	4	90	14	22	27	3	19	33	69	99	8	11	1	36	48	84	9	56	24	6	83		
LAP 11	92	7	63	94	91	4	90	14	22	27	3	19	33	69	99	11	8	1	36	48	84	9	56	24	6	83		
LAP 12	92	7	63	94	91	4	90	14	22	27	3	19	33	69	99	11	1	8	36	48	84	9	56	24	6	83		
LAP 13	92	7	63	94	91	4	90	14	22	27	3	19	33	69	99	11	1	8	36	48	84	9	56	24	6	83		
LAP 14	92	7	63	94	91	4	90	14	22	27	3	19	33	69	99	11	1	8	36	48	84	9	56	24	6	83		
LAP 15	92	7	91	90	.4	63	.94	.14	27	.22	19	33	69	.3	99	11	36	.1	.8	84	.48	9	24	.56	83	6		
LAP 16	92	7	91	90	19	.27	11	99	.33	.69	.36	84	63	9	24	4	83	22	14	6	3	1	8	56	.48			
LAP 17	92	7	91	.90	.19	99	.11	84	9	24	4	22	.63	.83	14	6	3	33	69	1	8	36	56	48'				
LAP 18	92	7	91	99	9	.84	24	4	90	22	14	19	11	3	33	69	1	8	36	6	56	.48'						
LAP 19	92	7	91	99	9	24	4	90	22	14	3	19	11	33	69	1	8	36	84	56	.6							
LAP 20	92	7	91	99	9	24	4	90	22	14	3	19	11	33	69	1	8	36	84	56	6'							
LAP 21	.92	.7	.91	99	9	24	4	90	22	14	3	11	19	33	69	1	8	36	84	56	6'							
LAP 22	99	9	92	24	7	4	91	90	22	14	3	11	33	69	19	1	8	36	84	56	6							
LAP 23	.99	9	92	24	7	4	91	90	22	14	3	11	33	69	19	1	8	36	84	56	6							
LAP 24	92	7	.9	4	24	91	90	22	14	3	11	33	69	99	19	1	8	36	84	56	6							
LAP 25	92	7	4	91	24	90	22	14	3	11	33	69	99	19	1	8	36	84	9	56	6							
LAP 26	92	7	4	91	24	90	22	14	3	11	33	69	99	19	1	8	36	84	9	56	6							
LAP 27	92	7	4	91	24	90	22	14	3	11	33	69	99	19	1	8	36	84	9	56	6							
LAP 28	92	7	4	91	90	22	.24	14	3	11	33	69	99	19	1	8	36	84	9	56	6							
LAP 29	92	7	4	91	90	22	14	3	11	33	69	99	19	1	8	36	84	9	56	6								
LAP 30	92	7	4	91	90	22	14	3	11	33	69	99	19	1	8	36	84	9	56	6								
LAP 31	92	7	4	91	90	22	14	3	11	33	69	99	19	1	8	36	84	9	56	6								
LAP 32	92	7	4	91	90	22	14	3	11	33	69	99	19	1	8	36	9	84	56	6								
LAP 33	92	7	4	91	90	22	14	3	11	33	69	99	1	19	8	36	9	84	56	6'								
LAP 34	92	7	4	91	90	22	14	3	11	33	69	99	1	8	36	9	84	56	.19	6'								
LAP 35	92	7	4	91	90	22	14	3	11	33	69	99	1	8	36	9	84	56	6'									

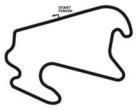


Lap Chart Provisional

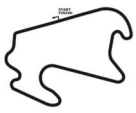
Lap/Pl.	1	2	3	4	5	6	7	8	9	10	11	12	13	14	15	16	17	18	19	20	21	22	23	24	25	26	27	28	
LAP 36	92	7	4	91	90	22	14	3	11	33	69	99	1	8	36	9	84	56	6'										
LAP 37	92	7	4	91	90	22	14	3	11	33	69	99	1	8	36	9	84	56	6'										
LAP 38	92	7	4	91	90	22	14	3	11	33	69	99	1	8	36	9	84	56	6'										
LAP 39	92	7	4	91	90	22	14	3	11	33	69	99	1	36	8	9	84	56	6'										
LAP 40	92	7	4	91	90	22	14	3	11	33	69	99	1	36	8	9	84	56	6'										
LAP 41	92	7	4	91	90	22	14	3	11	33	69	99	1	36	8	9	84	56	6'										
LAP 42	92	7	4	91	90	22	14	3	11	33	69	99	1	36	8	9	84	56	6'										
LAP 43	92	7	4	91	90	22	14	3	11	33	69	99	1	36	8	9	84	56	6'										
LAP 44	92	7	4	91	90	22	14	3	11	33	69	99	1	36	8	9	84	56	6'										
LAP 45	92	7	4	91	90	22	14	3	11	33	69	99	1	36	8	9	84	56	6'										

.- PIT STOP

' - LAP BEHIND

**Top speed list
Provisional**

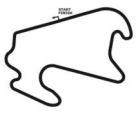
#	Name (NAT)	Team	Car name	Speed	Lap	Race time
1	Sheldon van der Linde	Schubert Motorsport (DEU)	BMW M4 GT3	252.25	8	9:58.103
11	Marco Wittmann	Project 1 (DEU)	BMW M4 GT3	251.66	2	1:36.811
33	Rene Rast	Schubert Motorsport (DEU)	BMW M4 GT3	251.07	13	16:45.700
69	Thierry Vermeulen	EMIL FREY RACING (CHE)	Ferrari 296 GT3	250.48	15	19:31.345
56	Sandro Holz	Project 1 (DEU)	BMW M4 GT3	249.90	3	3:05.238
8	Luca Engstler	LIQUI MOLY Team Engstler (DEU)	Audi R8 LMS GT3 EVO II	249.90	20	27:04.018
7	Ricardo Feller	ABT Sportsline (DEU)	Audi R8 LMS GT3 EVO II	249.90	24	32:08.935
36	Arjun Maini	Mercedes-AMG Team HRT (DEU)	Mercedes-AMG GT3	249.90	34	46:20.596
84	Jusuf Owega	Mercedes-AMG Team BWT (DEU)	Mercedes-AMG GT3	249.32	34	46:21.581
22	Lucas Auer	Mercedes-AMG Team WINWARD (DEU)	Mercedes-AMG GT3	248.75	2	1:33.226
19	Maximilian Paul	GRT Grasser-Racing-Team (AUT)	Lamborghini Huracan GT3 EVO 2	248.75	22	29:44.663
14	Jack Aitken	EMIL FREY RACING (CHE)	Ferrari 296 GT3	248.75	24	32:23.374
92	Mirko Bortolotti	SSR Performance (DEU)	Lamborghini Huracan GT3 EVO 2	248.17	37	49:55.378
24	Ayhancan Güven	Team75 Motorsport (DEU)	Porsche 911 GT3 R	247.60	2	1:37.108
83	Patric Niederhauser	Tresor Orange 1 (DEU)	Audi R8 LMS GT3 EVO II	247.60	2	1:37.256
3	Kelvin van der Linde	ABT Sportsline (DEU)	Audi R8 LMS GT3 EVO II	247.60	19	25:36.328
4	Luca Stolz	Mercedes-AMG Team HRT (DEU)	Mercedes-AMG GT3	247.60	33	44:27.927
48	Maro Engel	Mercedes-AMG Team MANN-FILTER (DEU)	Mercedes-AMG GT3	247.03	2	1:36.600
63	Clemens Schmid	GRT Grasser-Racing-Team (AUT)	Lamborghini Huracan GT3 EVO 2	247.03	13	16:34.053
94	Franck Perera	SSR Performance (DEU)	Lamborghini Huracan GT3 EVO 2	246.46	9	11:07.971
6	Alessio Deledda	SSR Performance (DEU)	Lamborghini Huracan GT3 EVO 2	246.46	44	1:01:21.648
40	Mattia Drudi	Tresor Orange 1 (DEU)	Audi R8 LMS GT3 EVO II	245.90	2	1:37.992
99	Marvin Dienst	Toksport WRT (DEU)	Porsche 911 GT3 R	245.90	15	19:31.712
91	Thomas Preining	Manthey EMA (DEU)	Porsche 911 GT3 R	245.90	35	47:15.275
9	Tim Heinemann	Toksport WRT (DEU)	Porsche 911 GT3 R	245.34	2	1:36.363
27	David Schumacher	Mercedes-AMG Team WINWARD (DEU)	Mercedes-AMG GT3	245.34	12	15:21.226
90	Dennis Olsen	Manthey EMA (DEU)	Porsche 911 GT3 R	243.12	35	47:21.134
75	Laurin Heinrich	Team75 Motorsport (DEU)	Porsche 911 GT3 R	241.48	2	1:36.194



Sector List

Lap Id	Time	SE1	SP1	SE2	SP2	SE3	SP3	TSP	Lap Id	Time	SE1	SP1	SE2	SP2	SE3	SP3	TSP						
1		Sheldon van der Linde								Schubert Motorsport							theoretical best time: 1:21.424						
1	0	1:34.468	36.721	175	22.336	223	35.411	242	202	24	0	1:22.454	27.418	180	21.379	224	33.657	240	249				
2	0	1:27.837	29.646	181	23.126	218	35.065	235	250	25	0	1:23.018	27.633	180	21.696	225	33.689	240	249				
3	0	1:23.803	28.518	180	21.545	225	33.740	242	245	26	0	1:22.521	27.337	180	21.392	225	33.792	238	249				
4	0	1:23.464	27.929	179	21.601	225	33.934	240	251	27	0	1:22.535	27.502	179	21.352	225	33.681	240	248				
5	0	1:22.900	27.421	180	21.590	222	33.889	241	251	28	0	1:22.280	27.327	179	21.314	224	33.639	240	248				
6	0	1:22.027	27.338	179	21.321	226	33.368	241	251	29	0	1:22.504	27.268	179	21.395	224	33.841	238	248				
7	0	1:21.910	27.232	179	21.173	226	33.505	242	251	30	0	1:23.051	27.883	179	21.434	224	33.734	238	248				
8	0	1:22.585	27.889	176	21.427	225	33.269	240	252	31	0	1:23.606	27.524	179	21.640	223	34.442	238	248				
9	0	1:21.700	27.023	180	21.251	226	33.426	241	249	32	0	1:22.412	27.429	179	21.519	225	33.464	238	248				
10	0	1:21.890	27.043	180	21.304	226	33.543	241	249	33	0	1:23.126	27.525	178	21.369	225	34.232	238	247				
11	0	1:22.374	27.305	179	21.237	225	33.832	241	250	34	0	1:22.131	27.271	179	21.171	225	33.689	240	247				
12	0	1:21.874	27.243	180	21.208	225	33.423	240	251	35	0	1:22.507	27.524	179	21.292	226	33.691	238	248				
13	0	1:21.658	27.076	180	21.132	226	33.450	242	249	36	0	1:22.197	27.302	179	21.242	225	33.653	238	246				
14	0	1:22.191	27.291	180	21.289	225	33.611	241	250	37	0	1:22.080	27.296	179	21.164	224	33.620	238	246				
15	0	1:25.013	27.408	180	21.434	225	36.171	50	251	38	0	1:22.055	27.242	180	21.251	225	33.562	238	246				
16	0	1:56.031	59.702	174	22.165	216	34.164	236		39	0	1:22.383	27.295	180	21.350	225	33.738	238	247				
17	0	1:23.967	27.760	178	21.831	223	34.376	238	244	40	0	1:22.514	27.500	179	21.281	225	33.733	239	247				
18	0	1:23.145	27.689	177	21.535	224	33.921	238	247	41	0	1:22.454	27.382	180	21.358	225	33.714	240	247				
19	0	1:22.730	27.512	179	21.484	224	33.734	239	247	42	0	1:22.390	27.410	180	21.261	225	33.719	239	247				
20	0	1:22.235	27.337	179	21.222	225	33.676	238	247	43	0	1:22.334	27.372	180	21.215	225	33.747	239	248				
21	0	1:22.220	27.314	179	21.312	224	33.594	240	247	44	0	1:22.467	27.348	180	21.258	224	33.861	240	248				
22	0	1:22.432	27.383	179	21.404	224	33.645	240	249	45	0	1:22.626	27.485	180	21.429	225	33.712	239	249				
23	0	1:22.079	27.233	180	21.307	225	33.539	240	249														

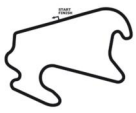
3		Kelvin van der Linde								ABT Sportsline							theoretical best time: 1:21.161						
1	0	1:32.696	34.914	177	22.420	219	35.362	235	188	24	0	1:21.873	26.974	179	21.032	222	33.867	235	246				
2	0	1:25.194	28.867	178	21.959	219	34.368	235	244	25	0	1:21.692	26.975	179	21.026	222	33.691	236	245				
3	0	1:23.706	27.962	178	21.589	221	34.155	236	245	26	0	1:21.902	27.053	178	21.159	222	33.690	236	245				
4	0	1:22.994	27.736	178	21.402	221	33.856	236	246	27	0	1:21.807	27.127	178	21.046	222	33.634	237	246				
5	0	1:22.725	27.463	178	21.273	220	33.989	234	245	28	0	1:22.905	27.285	178	21.246	222	34.374	236	247				
6	0	1:22.237	27.366	179	21.175	221	33.696	235	244	29	0	1:22.227	27.237	179	21.261	222	33.729	236	246				
7	0	1:22.156	27.398	178	21.130	222	33.628	237	244	30	0	1:22.400	27.171	179	21.176	222	34.053	236	245				
8	0	1:22.215	27.348	178	21.194	222	33.673	235	245	31	0	1:22.171	27.301	179	21.158	222	33.712	236	245				
9	0	1:21.914	27.233	177	21.096	222	33.585	236	245	32	0	1:22.072	27.254	179	21.148	223	33.670	236	246				
10	0	1:22.303	27.232	177	21.357	222	33.714	235	245	33	0	1:22.332	27.287	178	21.174	223	33.871	237	246				
11	0	1:22.125	27.177	178	21.161	222	33.787	235	244	34	0	1:21.951	27.258	179	21.168	223	33.525	237	246				
12	0	1:22.354	27.273	178	21.169	222	33.912	236	245	35	0	1:22.368	27.360	180	21.271	222	33.737	238	247				
13	0	1:22.450	27.367	178	21.230	221	33.853	236	245	36	0	1:22.531	27.344	178	21.253	223	33.934	236	246				
14	0	1:22.554	27.382	179	21.358	220	33.814	237	246	37	0	1:22.219	27.273	178	21.152	222	33.794	236	245				
15	0	1:24.863	27.236	178	21.236	222	36.391	50	247	38	0	1:22.334	27.324	179	21.162	222	33.848	236	246				
16	0	1:53.479	57.411	176	21.954	218	34.114	235		39	0	1:22.543	27.216	179	21.424	221	33.903	237	245				
17	0	1:24.862	28.517	179	22.257	216	34.088	236	245	40	0	1:22.998	27.999	179	21.195	221	33.804	236	246				
18	0	1:23.783	28.306	178	21.386	221	34.091	237	245	41	0	1:22.160	27.239	179	21.112	221	33.809	235	245				
19	0	1:21.854	27.347	179	21.087	220	33.420	235	247	42	0	1:22.147	27.280	178	21.125	221	33.742	235	244				
20	0	1:21.314	26.921	179	20.820	223	33.573	235	244	43	0	1:22.423	27.423	179	21.289	220	33.711	236	244				
21	0	1:21.528	27.071	179	20.879	222	33.578	236	244	44	0	1:22.013	27.154	179	21.092	220	33.767	236	245				
22	0	1:21.872	27.006	179	21.162	222	33.704	236	245	45	0	1:22.142	27.312	179	21.104	222	33.726	233	246				
23	0	1:21.735	27.020	179	21.085	220	33.630	236	245														



Sector List

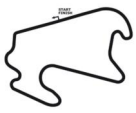
Lap Id	Time	SE1	SP1	SE2	SP2	SE3	SP3	TSP	Lap Id	Time	SE1	SP1	SE2	SP2	SE3	SP3	TSP						
4		Luca Stolz								Mercedes-AMG Team HRT							theoretical best time: 1:21.025						
1	0	1:30.369	33.436	174	22.096	219	34.837	234	184	24	0	1:22.332	27.630	181	21.161	224	33.541	236	246				
2	0	1:24.515	28.260	178	21.767	217	34.488	235	243	25	0	1:21.707	27.138	181	21.003	224	33.566	237	245				
3	0	1:23.660	28.229	178	21.444	221	33.987	235	244	26	0	1:21.775	27.197	180	21.070	224	33.508	236	245				
4	0	1:22.863	27.785	179	21.268	221	33.810	235	244	27	0	1:21.939	27.311	180	21.054	224	33.574	236	245				
5	0	1:22.335	27.420	179	21.193	220	33.722	235	244	28	0	1:21.882	27.346	180	20.967	225	33.569	236	246				
6	0	1:21.931	27.347	180	20.968	221	33.616	235	244	29	0	1:22.316	27.328	180	21.196	223	33.792	236	246				
7	0	1:21.693	27.198	180	20.944	222	33.551	235	244	30	0	1:22.067	27.289	180	21.060	223	33.718	236	246				
8	0	1:21.572	27.159	180	21.033	222	33.380	235	244	31	0	1:22.001	27.316	181	21.096	224	33.589	236	245				
9	0	1:21.416	27.111	180	20.951	223	33.354	235	244	32	0	1:22.053	27.375	181	21.095	224	33.583	237	246				
10	0	1:21.475	27.119	180	20.935	223	33.421	235	244	33	0	1:22.197	27.312	181	21.217	223	33.668	236	247				
11	0	1:21.858	27.200	180	21.217	222	33.441	235	244	34	0	1:22.144	27.325	181	21.047	224	33.772	237	246				
12	0	1:22.033	27.237	180	21.190	221	33.606	235	244	35	0	1:22.145	27.376	181	21.121	224	33.648	237	246				
13	0	1:21.673	27.185	180	20.990	222	33.498	235	244	36	0	1:22.091	27.311	181	20.988	225	33.792	235	247				
14	0	1:21.659	27.157	180	21.063	222	33.439	236	244	37	0	1:22.281	27.363	181	21.027	225	33.891	235	244				
15	0	1:25.198	27.231	180	21.051	222	36.916	50	245	38	0	1:22.349	27.410	180	21.133	224	33.806	236	245				
16	0	1:51.424	56.579	178	21.326	220	33.519	234		39	0	1:22.334	27.316	181	21.138	224	33.880	236	245				
17	0	1:22.049	27.252	180	21.099	222	33.698	234	243	40	0	1:22.492	27.591	180	21.130	223	33.771	237	245				
18	0	1:22.587	27.827	181	21.246	221	33.514	235	243	41	0	1:22.706	27.594	180	21.208	223	33.904	237	246				
19	0	1:21.381	27.158	180	20.942	222	33.281	235	244	42	0	1:22.488	27.474	181	21.196	223	33.818	237	246				
20	0	1:21.174	27.088	180	20.808	223	33.278	235	244	43	0	1:22.543	27.553	181	21.147	224	33.843	237	245				
21	0	1:21.240	26.939	181	20.881	223	33.420	236	244	44	0	1:22.400	27.506	181	21.154	224	33.740	237	247				
22	0	1:22.328	27.265	180	21.536	222	33.527	236	245	45	0	1:22.919	27.554	181	21.119	223	34.246	203	247				
23	0	1:21.699	27.133	180	21.012	223	33.554	237	246														

Lap Id	Time	SE1	SP1	SE2	SP2	SE3	SP3	TSP	Lap Id	Time	SE1	SP1	SE2	SP2	SE3	SP3	TSP						
6		Alessio Deledda								SSR Performance							theoretical best time: 1:22.299						
1	0	1:36.936	37.796	170	23.306	211	35.834	232	199	23	0	1:23.252	27.828	178	21.360	219	34.064	234	243				
2	0	1:27.665	29.634	174	22.562	214	35.469	232	242	24	0	1:22.911	27.633	179	21.379	218	33.899	235	243				
3	0	1:26.569	29.227	174	22.382	215	34.960	231	242	25	0	1:23.343	27.829	177	21.400	219	34.114	234	244				
4	0	1:24.583	28.252	176	21.794	217	34.537	233	241	26	0	1:23.138	27.995	178	21.229	221	33.914	234	243				
5	0	1:24.633	28.477	175	21.676	217	34.480	234	243	27	0	1:22.505	27.504	178	21.215	220	33.786	234	243				
6	0	1:24.526	28.207	177	21.792	217	34.527	233	243	28	0	1:22.480	27.552	178	21.197	220	33.731	234	243				
7	0	1:24.232	28.216	177	21.627	218	34.389	234	242	29	0	1:22.587	27.439	177	21.137	220	34.011	234	244				
8	0	1:23.763	28.053	176	21.559	218	34.151	233	243	30	0	1:22.410	27.435	179	21.248	221	33.727	235	244				
9	0	1:23.751	27.957	177	21.414	217	34.380	231	243	31	0	1:22.576	27.436	179	21.192	221	33.948	234	244				
10	0	1:23.552	27.950	177	21.352	219	34.250	233	240	32	0	1:24.057	27.948	179	21.242	220	34.867	167	244				
11	0	1:24.396	28.075	177	21.499	218	34.822	234	243	33	0	1:28.011	30.907	176	21.986	174	35.118	236	155				
12	0	1:23.435	27.806	178	21.433	218	34.196	233	243	34	0	1:23.966	28.172	178	21.545	220	34.249	236	245				
13	0	1:23.645	27.917	178	21.401	219	34.327	234	242	35	0	1:23.120	27.754	178	21.225	222	34.141	235	245				
14	0	1:24.035	27.864	178	21.563	219	34.608	235	243	36	0	1:23.583	27.811	179	21.484	220	34.288	234	244				
15	0	1:24.623	29.044	177	21.332	220	34.247	235	243	37	0	1:26.318	29.417	178	21.425	220	35.476	234	244				
16	0	1:25.371	29.275	175	21.703	216	34.393	236	244	38	0	1:23.976	28.188	178	21.348	220	34.440	235	243				
17	0	1:24.907	28.567	176	21.960	217	34.380	235	245	39	0	1:29.463	28.021	178	23.978	153	37.464	235	245				
18	0	1:35.257	28.249	177	32.260	215	34.748	234	245	40	0	1:24.570	28.925	178	21.479	219	34.166	235	244				
19	0	1:27.558	28.143	176	21.738	215	37.677	50	244	41	0	1:23.331	27.655	178	21.329	220	34.347	235	245				
20	0	1:55.275	57.935	173	22.593	215	34.747	232		42	0	1:23.629	28.078	178	21.291	220	34.260	234	244				
21	0	1:24.703	28.277	177	21.635	219	34.791	234	241	43	0	1:23.484	27.804	178	21.455	219	34.225	235	244				
22	0	1:23.789	28.115	177	21.406	219	34.268	234	243	44	0	1:25.898	29.868	177	21.760	220	34.270	234	246				



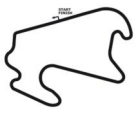
Sector List

Lap Id	Time	SE1	SP1	SE2	SP2	SE3	SP3	TSP	Lap Id	Time	SE1	SP1	SE2	SP2	SE3	SP3	TSP						
7		Ricardo Feller								ABT Sportsline							theoretical best time: 1:21.443						
1	0	1:28.028	31.753	176	21.962	218	34.313	233	179	24	0	1:22.137	27.292	179	21.195	222	33.650	236	249				
2	0	1:22.992	27.749	177	21.321	219	33.922	235	242	25	0	1:21.647	27.189	179	21.025	223	33.433	237	244				
3	0	1:23.162	27.871	177	21.474	220	33.817	235	244	26	0	1:22.087	27.217	179	21.263	221	33.607	237	247				
4	0	1:22.216	27.380	179	21.324	220	33.512	236	244	27	0	1:21.844	27.398	179	21.065	223	33.381	237	246				
5	0	1:22.149	27.348	178	21.264	221	33.537	236	245	28	0	1:22.130	27.350	179	21.251	222	33.529	237	246				
6	0	1:21.908	27.184	178	21.273	218	33.451	236	244	29	0	1:22.034	27.215	180	21.294	222	33.525	238	246				
7	0	1:21.740	27.061	179	21.126	221	33.553	236	244	30	0	1:22.388	27.447	179	21.172	223	33.769	237	247				
8	0	1:21.726	27.137	178	21.165	222	33.424	236	244	31	0	1:21.980	27.236	179	21.125	222	33.619	237	246				
9	0	1:21.570	27.058	179	21.107	222	33.405	235	245	32	0	1:21.841	27.240	179	21.169	223	33.432	238	246				
10	0	1:21.746	27.140	179	21.109	222	33.497	235	243	33	0	1:22.317	27.328	180	21.474	219	33.515	237	247				
11	0	1:21.590	27.115	179	21.069	222	33.406	236	244	34	0	1:21.905	27.118	180	21.214	222	33.573	238	246				
12	0	1:21.720	27.174	178	21.147	222	33.399	236	245	35	0	1:22.205	27.418	180	21.210	223	33.577	238	247				
13	0	1:21.632	27.108	179	21.108	222	33.416	236	244	36	0	1:22.089	27.332	180	21.174	224	33.583	236	247				
14	0	1:21.656	27.068	180	21.144	221	33.444	236	245	37	0	1:22.295	27.443	179	21.271	223	33.581	237	246				
15	0	1:21.852	27.037	179	21.207	222	33.608	237	245	38	0	1:22.567	27.551	180	21.365	223	33.651	237	245				
16	0	1:21.781	27.300	179	21.068	222	33.413	236	245	39	0	1:22.189	27.368	179	21.261	224	33.560	237	245				
17	0	1:22.365	27.512	179	21.313	221	33.540	236	245	40	0	1:22.720	27.549	179	21.310	224	33.861	237	246				
18	0	1:22.617	27.350	178	21.442	216	33.825	236	244	41	0	1:22.773	27.681	180	21.296	223	33.796	236	246				
19	0	1:22.285	27.404	178	21.324	220	33.557	235	245	42	0	1:22.379	27.444	179	21.245	222	33.690	237	246				
20	0	1:22.563	27.303	179	21.631	215	33.629	236	244	43	0	1:22.491	27.477	180	21.308	221	33.706	237	247				
21	0	1:24.416	27.339	178	21.164	221	35.913	50	244	44	0	1:22.563	27.422	180	21.469	221	33.672	238	247				
22	0	1:53.322	57.380	177	22.135	218	33.807	235		45	0	1:22.296	27.362	180	21.278	223	33.656	212	247				
23	0	1:22.191	27.435	178	21.332	220	33.424	240	244														
8		Luca Engstler								Liqui Moly Team Engstler							theoretical best time: 1:21.861						
1	0	1:33.660	36.347	175	22.185	218	35.128	237	196	24	0	1:22.363	27.480	177	21.209	221	33.674	238	243				
2	0	1:27.534	30.110	176	22.716	219	34.708	234	248	25	0	1:22.484	27.317	176	21.391	219	33.776	236	243				
3	0	1:23.366	27.816	177	21.563	218	33.987	233	242	26	0	1:22.676	27.232	177	21.437	222	34.007	234	246				
4	0	1:23.218	27.562	177	21.705	217	33.951	233	242	27	0	1:22.431	27.381	176	21.260	220	33.790	238	242				
5	0	1:22.538	27.304	176	21.333	218	33.901	234	244	28	0	1:22.318	27.349	177	21.237	222	33.732	238	244				
6	0	1:22.308	27.396	177	21.240	219	33.672	235	242	29	0	1:22.482	27.385	177	21.240	222	33.857	235	247				
7	0	1:22.143	27.254	176	21.229	219	33.660	237	242	30	0	1:23.197	27.498	180	21.685	221	34.014	238	243				
8	0	1:22.311	27.287	176	21.227	219	33.797	234	244	31	0	1:23.189	27.330	177	21.547	220	34.312	237	245				
9	0	1:22.154	27.208	177	21.122	221	33.824	234	244	32	0	1:23.283	27.640	176	21.427	221	34.216	234	242				
10	0	1:22.396	27.292	177	21.275	220	33.829	233	240	33	0	1:22.441	27.261	178	21.240	222	33.940	234	243				
11	0	1:23.187	27.421	176	21.894	220	33.872	233	243	34	0	1:22.520	27.566	176	21.141	221	33.813	235	241				
12	0	1:22.959	27.895	177	21.226	222	33.838	232	247	35	0	1:22.355	27.322	178	21.249	221	33.784	237	249				
13	0	1:22.462	27.278	177	21.258	220	33.926	233	242	36	0	1:22.474	27.200	178	21.411	223	33.863	235	242				
14	0	1:22.526	27.298	177	21.469	217	33.759	235	242	37	0	1:22.057	27.338	177	21.126	226	33.593	235	244				
15	0	1:24.597	27.232	177	21.220	219	36.145	50	243	38	0	1:22.225	27.316	177	21.086	223	33.823	234	244				
16	0	1:54.873	58.737	174	21.983	216	34.153	234		39	0	1:23.512	27.207	177	21.139	224	35.166	237	243				
17	0	1:23.859	27.678	176	21.651	220	34.530	234	241	40	0	1:22.762	27.545	176	21.333	223	33.884	236	246				
18	0	1:23.156	27.683	177	21.548	220	33.925	235	245	41	0	1:22.715	27.661	177	21.203	220	33.851	235	244				
19	0	1:23.030	27.545	178	21.304	221	34.181	238	242	42	0	1:22.398	27.305	178	21.244	221	33.849	235	244				
20	0	1:22.240	27.357	177	21.119	223	33.764	235	249	43	0	1:22.286	27.231	178	21.270	221	33.785	235	242				
21	0	1:22.356	27.211	177	21.376	218	33.769	237	245	44	0	1:22.495	27.308	177	21.215	221	33.972	235	242				
22	0	1:22.143	27.182	176	21.177	224	33.784	235	245	45	0	1:22.278	27.277	178	21.334	221	33.667	234	243				
23	0	1:22.626	27.296	177	21.483	221	33.847	235	245														



Sector List

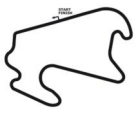
Lap Id	Time	SE1	SP1	SE2	SP2	SE3	SP3	TSP	Lap Id	Time	SE1	SP1	SE2	SP2	SE3	SP3	TSP		
9		Tim Heinemann								Toksport WRT							theoretical best time: 1:21.502		
1	0	1:34.630	36.943	175	22.377	217	35.310	236	198	24	0	1:25.010	27.428	176	21.268	219	36.314	50	241
2	0	1:28.547	30.298	176	22.748	215	35.501	229	245	25	0	1:52.597	57.010	173	21.669	217	33.918	232	
3	0	1:25.258	29.312	173	21.809	216	34.137	231	238	26	0	1:22.353	27.373	176	21.154	219	33.826	231	240
4	0	1:23.590	27.791	176	21.504	217	34.295	232	241	27	0	1:22.045	27.490	176	20.956	220	33.599	231	240
5	0	1:24.003	27.631	176	21.886	217	34.486	232	241	28	0	1:21.821	27.102	177	21.047	219	33.672	232	241
6	0	1:22.716	27.503	176	21.397	214	33.816	232	241	29	0	1:21.672	27.076	177	21.016	220	33.580	233	240
7	0	1:22.211	27.368	176	21.120	219	33.723	233	241	30	0	1:21.570	26.971	178	20.951	220	33.648	233	242
8	0	1:22.499	27.298	176	21.299	218	33.902	232	242	31	0	1:22.036	27.053	177	21.148	219	33.835	235	243
9	0	1:22.391	27.358	176	21.139	219	33.894	232	242	32	0	1:23.478	28.474	174	21.208	219	33.796	234	243
10	0	1:22.374	27.271	177	21.183	219	33.920	232	241	33	0	1:22.074	27.269	177	21.065	220	33.740	235	243
11	0	1:22.538	27.409	177	21.439	219	33.690	233	241	34	0	1:23.210	28.245	176	21.174	220	33.791	235	245
12	0	1:22.266	27.111	177	21.211	220	33.944	233	242	35	0	1:22.528	27.252	177	21.319	219	33.957	235	244
13	0	1:22.686	27.456	176	21.336	218	33.894	232	243	36	0	1:22.242	27.382	177	21.091	220	33.769	233	243
14	0	1:22.340	27.230	177	21.293	218	33.817	233	243	37	0	1:22.216	27.256	177	21.277	219	33.683	234	242
15	0	1:22.635	27.510	176	21.312	219	33.813	233	242	38	0	1:22.184	27.249	177	21.035	221	33.900	233	243
16	0	1:22.854	27.586	177	21.322	218	33.946	232	242	39	0	1:22.420	27.327	177	21.192	219	33.901	234	243
17	0	1:22.932	27.778	176	21.332	219	33.822	232	242	40	0	1:22.947	27.618	177	21.316	218	34.013	234	243
18	0	1:22.801	27.415	176	21.335	218	34.051	231	241	41	0	1:22.977	27.720	177	21.280	219	33.977	234	243
19	0	1:23.144	27.674	175	21.417	216	34.053	232	240	42	0	1:23.307	28.062	177	21.242	219	34.003	233	243
20	0	1:22.701	27.467	176	21.177	219	34.057	232	240	43	0	1:22.986	27.819	177	21.331	219	33.836	233	243
21	0	1:22.583	27.398	177	21.186	218	33.999	232	240	44	0	1:22.373	27.481	177	21.175	219	33.717	234	243
22	0	1:23.665	28.452	175	21.354	218	33.859	233	240	45	0	1:22.308	27.296	177	21.141	219	33.871	233	243
23	0	1:23.204	27.842	176	21.319	218	34.043	232	242										
11		Marco Wittmann								Project 1							theoretical best time: 1:21.316		
1	0	1:35.115	37.358	175	22.456	221	35.301	241	200	24	0	1:22.123	27.646	179	21.152	225	33.325	238	247
2	0	1:27.117	29.546	176	22.604	222	34.967	234	251	25	0	1:21.760	27.189	180	21.173	225	33.398	238	247
3	0	1:23.619	28.226	178	21.543	223	33.850	238	243	26	0	1:21.820	27.134	179	21.178	224	33.508	237	246
4	0	1:23.360	28.073	178	21.518	224	33.769	237	248	27	0	1:21.679	27.054	180	21.122	225	33.503	237	246
5	0	1:22.981	27.472	180	21.871	216	33.638	238	247	28	0	1:21.522	27.075	180	21.015	225	33.432	237	245
6	0	1:21.819	27.209	179	21.195	224	33.415	239	246	29	0	1:21.680	27.042	180	21.170	225	33.468	237	246
7	0	1:21.939	27.199	180	21.240	222	33.500	240	247	30	0	1:21.609	27.019	180	21.116	226	33.474	238	246
8	0	1:22.496	27.609	179	21.332	224	33.555	238	248	31	0	1:21.547	27.143	180	21.091	225	33.313	239	247
9	0	1:21.581	27.121	180	21.178	225	33.282	238	246	32	0	1:21.892	27.223	180	21.200	225	33.469	238	248
10	0	1:21.801	27.129	180	21.165	225	33.507	238	247	33	0	1:22.297	27.422	180	21.342	225	33.533	240	248
11	0	1:22.180	27.337	181	21.443	223	33.400	238	247	34	0	1:22.091	27.375	180	21.224	225	33.492	240	249
12	0	1:21.741	27.114	180	21.172	225	33.455	240	247	35	0	1:22.088	27.196	181	21.150	226	33.742	241	248
13	0	1:22.088	27.316	180	21.292	224	33.480	240	248	36	0	1:22.438	27.387	180	21.235	226	33.816	240	249
14	0	1:22.380	27.430	180	21.280	225	33.670	241	249	37	0	1:22.311	27.482	179	21.300	225	33.529	240	249
15	0	1:22.409	27.485	180	21.234	225	33.690	241	251	38	0	1:22.421	27.449	181	21.354	225	33.618	240	248
16	0	1:23.288	27.926	181	21.624	223	33.738	236	248	39	0	1:22.272	27.441	180	21.250	225	33.581	240	248
17	0	1:24.601	27.319	180	21.333	223	35.949	50	245	40	0	1:23.408	28.428	180	21.332	224	33.648	239	249
18	0	1:53.914	57.901	177	21.845	221	34.168	235		41	0	1:22.143	27.306	181	21.327	225	33.510	239	248
19	0	1:23.683	28.163	179	21.588	221	33.932	238	245	42	0	1:22.514	27.401	179	21.366	224	33.747	238	248
20	0	1:22.200	27.324	180	21.343	225	33.533	238	247	43	0	1:22.200	27.243	181	21.239	225	33.718	240	248
21	0	1:22.466	27.416	180	21.225	225	33.825	238	247	44	0	1:22.153	27.244	180	21.220	225	33.689	240	248
22	0	1:22.305	27.519	180	21.288	224	33.498	238	247	45	0	1:22.142	27.334	181	21.291	225	33.517	240	249
23	0	1:21.719	27.135	180	21.202	225	33.382	238	246										



Sector List

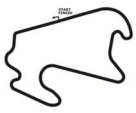
Lap Id	Time	SE1	SP1	SE2	SP2	SE3	SP3	TSP	Lap Id	Time	SE1	SP1	SE2	SP2	SE3	SP3	TSP		
14		Jack Aitken								EMIL FREY RACING							theoretical best time: 1:21.358		
1	1	1:31.237	33.412	174	22.209	220	35.616	231	189	24	1	1:21.986	27.122	179	21.199	223	33.665	237	248
2	1	1:24.960	28.903	176	21.619	220	34.438	234	241	25	1	1:21.906	27.068	179	21.320	222	33.518	237	247
3	1	1:23.517	27.876	175	21.553	221	34.088	235	244	26	1	1:22.160	27.121	179	21.330	221	33.709	237	248
4	1	1:22.893	27.555	177	21.426	221	33.912	236	245	27	1	1:22.106	27.152	179	21.252	222	33.702	237	247
5	1	1:22.629	27.449	177	21.309	221	33.871	236	247	28	1	1:22.940	27.228	179	21.453	222	34.259	236	247
6	1	1:22.228	27.288	178	21.131	221	33.809	237	246	29	1	1:22.088	27.171	178	21.281	222	33.636	237	247
7	1	1:22.610	27.427	176	21.385	221	33.798	237	246	30	1	1:22.421	27.238	179	21.342	223	33.841	236	247
8	1	1:21.896	27.253	177	21.056	223	33.587	236	247	31	1	1:22.200	27.271	178	21.231	222	33.698	237	247
9	1	1:21.751	27.064	178	20.903	223	33.784	236	246	32	1	1:22.113	27.276	179	21.227	222	33.610	236	247
10	1	1:21.886	27.104	178	21.069	223	33.713	235	245	33	1	1:22.278	27.286	178	21.272	221	33.720	237	247
11	1	1:21.994	27.204	177	21.183	222	33.607	235	245	34	1	1:22.091	27.138	179	21.199	223	33.754	238	248
12	1	1:21.721	26.970	178	21.075	223	33.676	235	245	35	1	1:22.125	27.227	179	21.211	224	33.687	238	248
13	1	1:22.036	27.168	177	21.179	221	33.689	236	245	36	1	1:22.158	27.164	179	21.241	223	33.753	237	247
14	1	1:22.118	27.166	178	21.166	220	33.786	236	245	37	1	1:22.545	27.395	179	21.294	223	33.856	236	247
15	1	1:25.689	27.156	177	21.140	221	37.393	49	246	38	1	1:22.366	27.278	179	21.280	223	33.808	237	247
16	1	1:55.423	59.930	173	21.704	217	33.789	234		39	1	1:22.173	27.233	179	21.258	223	33.682	238	247
17	1	1:24.829	29.372	176	21.708	221	33.749	236	244	40	1	1:21.933	27.120	180	21.224	222	33.589	237	248
18	1	1:22.411	27.501	178	21.236	221	33.674	236	245	41	1	1:22.447	27.221	180	21.490	223	33.736	237	247
19	1	1:21.973	27.221	179	21.267	221	33.485	237	246	42	1	1:22.520	27.397	179	21.261	221	33.862	236	247
20	1	1:22.214	27.190	178	21.400	221	33.624	237	247	43	1	1:22.411	27.387	180	21.345	222	33.679	237	246
21	1	1:21.679	27.110	179	21.064	223	33.505	237	247	44	1	1:21.826	27.069	180	21.111	223	33.646	238	247
22	1	1:21.952	27.146	179	21.254	222	33.552	238	247	45	1	1:22.018	27.079	180	21.192	222	33.747	238	248
23	1	1:22.011	27.166	179	21.203	222	33.642	238	248										

19		Maximilian Paul								GRT Grasser-Racing-Team							theoretical best time: 1:21.800		
1	0	1:32.454	34.569	175	22.512	215	35.373	233	189	18	0	1:55.429	58.529	174	22.400	217	34.500	234	
2	0	1:25.049	28.916	176	21.726	220	34.407	233	243	19	0	1:23.820	27.833	178	22.098	218	33.889	236	242
3	0	1:23.616	27.945	177	21.668	219	34.003	234	243	20	0	1:22.327	27.492	179	21.273	221	33.562	236	245
4	0	1:22.935	27.664	177	21.508	220	33.763	234	244	21	0	1:23.002	27.525	179	21.248	222	34.229	238	245
5	0	1:23.624	27.484	178	21.322	220	34.818	234	243	22	0	1:24.465	28.020	178	22.347	218	34.098	236	248
6	0	1:22.217	27.460	178	21.153	221	33.604	236	244	23	0	1:22.690	27.595	178	21.292	222	33.803	236	245
7	0	1:22.480	27.613	178	21.266	221	33.601	235	244	24	0	1:22.546	27.518	179	21.314	221	33.714	236	245
8	0	1:22.193	27.431	178	21.241	222	33.521	236	244	25	0	1:22.953	27.747	178	21.513	222	33.693	236	245
9	0	1:22.020	27.316	177	21.267	222	33.437	234	245	26	0	1:22.740	27.491	178	21.261	222	33.988	236	245
10	0	1:22.020	27.221	178	21.196	221	33.603	235	244	27	0	1:22.263	27.452	179	21.200	222	33.611	235	245
11	0	1:22.031	27.298	177	21.175	221	33.558	234	244	28	0	1:22.218	27.344	178	21.225	222	33.649	236	244
12	0	1:22.234	27.362	177	21.142	222	33.730	235	244	29	0	1:22.811	27.445	178	21.386	219	33.980	236	245
13	0	1:22.469	27.428	179	21.260	221	33.781	235	245	30	0	1:22.731	27.673	179	21.337	223	33.721	236	246
14	0	1:22.712	27.459	178	21.442	220	33.811	235	245	31	0	1:23.662	27.857	178	21.755	223	34.050	237	246
15	0	1:22.393	27.408	177	21.241	222	33.744	236	244	32	0	1:22.498	27.440	179	21.323	222	33.735	236	246
16	0	1:22.781	27.671	177	21.269	220	33.841	235	245	33	0	1:23.942	27.473	179	21.214	222	35.255	234	245
17	0	1:25.140	27.590	179	21.684	220	35.866	50	245	34	0	1:29.794	29.830	170	21.974	220	37.990	51	242



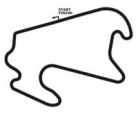
Sector List

Lap Id	Time	SE1	SP1	SE2	SP2	SE3	SP3	TSP	Lap Id	Time	SE1	SP1	SE2	SP2	SE3	SP3	TSP						
22		Lucas Auer								Mercedes-AMG Team WINWARD							theoretical best time: 1:21.668						
1	0	1:31.511	34.178	177	22.241	219	35.092	238	179	24	0	1:21.893	27.356	180	21.089	222	33.448	236	245				
2	0	1:25.145	29.135	178	21.770	220	34.240	236	248	25	0	1:21.869	27.325	180	21.111	223	33.433	236	245				
3	0	1:23.563	28.188	179	21.494	221	33.881	236	245	26	0	1:22.155	27.397	180	21.149	221	33.609	235	245				
4	0	1:22.958	27.795	179	21.433	222	33.730	237	246	27	0	1:22.035	27.372	180	21.007	222	33.656	235	244				
5	0	1:22.451	27.577	179	21.269	222	33.605	237	247	28	0	1:22.255	27.682	180	21.100	223	33.473	235	245				
6	0	1:22.307	27.490	180	21.155	222	33.662	237	247	29	0	1:21.974	27.392	180	21.035	222	33.547	235	245				
7	0	1:22.407	27.645	179	21.182	222	33.580	238	246	30	0	1:21.769	27.271	181	21.014	223	33.484	235	245				
8	0	1:22.176	27.632	179	21.047	224	33.497	236	248	31	0	1:21.847	27.374	180	21.000	222	33.473	235	245				
9	0	1:21.902	27.372	180	20.995	223	33.535	235	246	32	0	1:21.774	27.283	181	21.017	223	33.474	235	245				
10	0	1:21.969	27.387	180	21.048	223	33.534	236	245	33	0	1:21.969	27.380	180	21.064	223	33.525	236	245				
11	0	1:22.143	27.415	179	21.202	222	33.526	236	245	34	0	1:22.110	27.443	180	21.023	223	33.644	237	246				
12	0	1:22.059	27.340	179	21.177	222	33.542	236	246	35	0	1:22.258	27.496	181	21.118	223	33.644	237	246				
13	0	1:22.164	27.421	180	21.172	222	33.571	236	246	36	0	1:22.213	27.434	180	21.071	224	33.708	236	247				
14	0	1:22.133	27.386	180	21.110	222	33.637	237	246	37	0	1:22.135	27.447	180	21.118	224	33.570	237	246				
15	0	1:24.840	27.240	180	21.025	222	36.575	50	247	38	0	1:22.484	27.598	180	21.115	223	33.771	236	247				
16	0	1:54.009	58.283	177	21.793	219	33.933	235		39	0	1:22.201	27.503	180	21.023	223	33.675	237	246				
17	0	1:22.669	27.719	179	21.447	222	33.503	236	245	40	0	1:22.247	27.415	180	21.175	223	33.657	237	247				
18	0	1:22.368	27.622	179	21.172	220	33.574	235	245	41	0	1:22.263	27.539	181	21.077	222	33.647	237	247				
19	0	1:22.141	27.500	180	21.124	222	33.517	236	244	42	0	1:22.579	27.629	180	21.183	222	33.767	236	246				
20	0	1:22.365	27.644	180	21.103	221	33.618	235	245	43	0	1:22.718	27.610	180	21.185	222	33.923	236	247				
21	0	1:22.608	27.724	180	21.112	222	33.772	235	244	44	0	1:22.349	27.521	181	21.138	222	33.690	237	247				
22	0	1:22.310	27.636	180	21.164	222	33.510	236	244	45	0	1:22.355	27.648	180	21.087	224	33.620	237	247				
23	0	1:21.994	27.450	180	21.101	222	33.443	236	245														
24		Ayhancan Güven								Team75 Motorsport							theoretical best time: 1:22.144						
1	0	1:35.385	36.659	175	23.093	213	35.633	237	192	15	0	1:22.852	27.568	175	21.340	218	33.944	232	243				
2	0	1:27.978	30.187	174	22.534	217	35.257	237	247	16	0	1:23.281	27.452	177	21.752	217	34.077	232	240				
3	0	1:25.692	29.211	175	22.045	219	34.436	233	245	17	0	1:23.063	27.792	175	21.356	217	33.915	233	242				
4	0	1:23.445	27.908	176	21.369	219	34.168	233	242	18	0	1:22.936	27.393	176	21.485	217	34.058	232	241				
5	0	1:23.862	27.667	176	21.459	217	34.736	234	242	19	0	1:22.663	27.500	176	21.239	217	33.924	232	240				
6	0	1:23.720	28.331	177	21.405	218	33.984	233	240	20	0	1:22.754	27.461	176	21.221	218	34.072	232	240				
7	0	1:22.705	27.540	176	21.281	218	33.884	234	242	21	0	1:22.726	27.456	177	21.223	219	34.047	232	241				
8	0	1:22.578	27.542	176	21.284	219	33.752	232	242	22	0	1:23.391	28.004	176	21.297	219	34.090	234	240				
9	0	1:22.538	27.409	176	21.220	219	33.909	232	241	23	0	1:22.929	27.548	176	21.259	219	34.122	235	242				
10	0	1:22.653	27.324	176	21.369	218	33.960	232	241	24	0	1:24.693	28.390	176	21.991	218	34.312	234	244				
11	0	1:22.514	27.476	176	21.147	218	33.891	232	241	25	0	1:25.108	29.494	176	21.374	219	34.240	233	242				
12	0	1:22.518	27.410	176	21.239	219	33.869	232	242	26	0	1:23.142	27.740	176	21.333	218	34.069	233	240				
13	0	1:22.259	27.245	176	21.225	219	33.789	233	241	27	0	1:23.428	27.515	176	21.639	219	34.274	206	240				
14	0	1:22.663	27.312	176	21.431	217	33.920	233	242	28	0	1:27.168	28.903	176	21.358	219	36.907	50	184				
27		David Schumacher								Mercedes-AMG Team WINWARD							theoretical best time: 1:21.848						
1	0	1:32.013	34.384	175	22.499	215	35.130	234	182	10	0	1:22.184	27.276	178	21.270	220	33.638	234	244				
2	0	1:25.114	29.007	176	21.772	220	34.335	234	244	11	0	1:22.172	27.277	178	21.196	221	33.699	235	244				
3	0	1:23.660	28.056	176	21.543	219	34.061	235	244	12	0	1:22.422	27.288	178	21.373	220	33.761	234	245				
4	0	1:22.824	27.679	177	21.243	221	33.902	234	244	13	0	1:22.571	27.350	178	21.346	221	33.875	235	244				
5	0	1:22.569	27.573	177	21.222	219	33.774	234	244	14	0	1:22.568	27.431	178	21.334	221	33.803	235	245				
6	0	1:22.229	27.416	178	21.232	220	33.581	235	244	15	0	1:22.344	27.451	178	21.119	221	33.774	234	245				
7	0	1:22.533	27.512	178	21.223	220	33.798	235	244	16	0	1:25.652	28.286	178	21.237	219	36.129	50	243				
8	0	1:22.224	27.485	178	21.179	221	33.560	234	244	17	0	2:54.761	1:02.709	84	46.289	75	1:05.763	48					
9	0	1:21.964	27.169	179	21.199	221	33.596	235	244														



Sector List

Lap Id	Time	SE1	SP1	SE2	SP2	SE3	SP3	TSP	Lap Id	Time	SE1	SP1	SE2	SP2	SE3	SP3	TSP						
33		Rene Rast								Schubert Motorsport							theoretical best time: 1:21.542						
1	0	1:33.286	34.624	176	22.700	215	35.962	231	195	24	0	1:22.309	27.104	180	21.617	222	33.588	241	249				
2	0	1:26.071	29.900	176	21.846	221	34.325	238	242	25	0	1:21.741	27.216	180	21.072	226	33.453	240	249				
3	0	1:23.375	27.882	178	21.629	222	33.864	239	247	26	0	1:21.999	27.143	180	21.152	224	33.704	239	249				
4	0	1:22.889	27.684	179	21.475	224	33.730	240	248	27	0	1:21.964	27.303	180	21.136	226	33.525	240	248				
5	0	1:22.678	27.526	179	21.384	223	33.768	239	249	28	0	1:21.910	27.219	180	21.140	225	33.551	240	248				
6	0	1:22.388	27.485	180	21.202	224	33.701	240	249	29	0	1:21.684	27.230	179	20.994	226	33.460	240	249				
7	0	1:22.406	27.449	178	21.291	224	33.666	240	249	30	0	1:21.865	27.154	180	21.084	227	33.627	239	249				
8	0	1:22.216	27.358	180	21.245	225	33.613	240	249	31	0	1:22.098	27.327	180	21.091	226	33.680	240	249				
9	0	1:22.043	27.329	179	21.152	225	33.562	240	249	32	0	1:21.842	27.267	181	21.044	226	33.531	239	249				
10	0	1:22.226	27.297	180	21.195	225	33.734	238	249	33	0	1:22.017	27.241	180	21.155	225	33.621	241	249				
11	0	1:22.228	27.315	180	21.321	225	33.592	240	248	34	0	1:21.841	27.249	180	21.148	225	33.444	241	250				
12	0	1:22.193	27.333	180	21.242	225	33.618	241	249	35	0	1:22.149	27.280	180	21.085	226	33.784	241	250				
13	0	1:22.471	27.308	179	21.315	225	33.848	240	251	36	0	1:21.977	27.234	180	21.118	225	33.625	240	249				
14	0	1:22.585	27.450	180	21.280	225	33.855	241	249	37	0	1:22.117	27.308	180	21.183	226	33.626	240	248				
15	0	1:22.550	27.347	180	21.342	225	33.861	240	250	38	0	1:22.082	27.317	180	21.125	225	33.640	239	249				
16	0	1:25.556	27.738	180	21.364	224	36.454	50	248	39	0	1:22.224	27.336	180	21.227	226	33.661	241	248				
17	0	1:54.408	58.391	176	21.904	221	34.113	238		40	0	1:22.384	27.453	180	21.168	226	33.763	241	250				
18	0	1:23.789	27.908	178	21.893	224	33.988	239	248	41	0	1:22.435	27.377	180	21.285	225	33.773	241	250				
19	0	1:23.109	27.620	179	21.504	225	33.985	240	248	42	0	1:22.360	27.384	180	21.239	226	33.737	240	249				
20	0	1:22.616	27.733	180	21.193	225	33.690	240	249	43	0	1:22.332	27.367	180	21.181	226	33.784	241	250				
21	0	1:22.081	27.348	181	21.164	225	33.569	241	249	44	0	1:22.793	27.464	180	21.523	225	33.806	240	250				
22	0	1:22.985	28.056	181	21.295	224	33.634	241	249	45	0	1:22.413	27.423	181	21.200	225	33.790	240	250				
23	0	1:22.130	27.354	181	21.132	225	33.644	241	249														
36		Arjun Maini								Mercedes-AMG Team HRT							theoretical best time: 1:21.732						
1	0	1:33.373	35.902	176	22.358	219	35.113	231	199	24	0	1:22.344	27.509	180	21.249	223	33.586	237	246				
2	0	1:28.149	30.104	176	22.911	221	35.134	234	238	25	0	1:22.426	27.373	179	21.361	224	33.692	236	247				
3	0	1:23.672	28.015	178	21.607	221	34.050	232	244	26	0	1:22.541	27.410	180	21.315	224	33.816	236	247				
4	0	1:23.072	27.781	179	21.322	222	33.969	234	243	27	0	1:22.480	27.491	180	21.340	222	33.649	234	246				
5	0	1:22.722	27.552	179	21.321	222	33.849	234	244	28	0	1:22.316	27.534	180	21.171	222	33.611	235	244				
6	0	1:22.475	27.407	179	21.341	221	33.727	234	243	29	0	1:22.592	27.577	180	21.184	223	33.831	233	244				
7	0	1:22.364	27.337	179	21.268	222	33.759	235	243	30	0	1:23.075	27.518	180	21.583	222	33.974	235	244				
8	0	1:24.282	28.536	179	21.971	219	33.775	234	245	31	0	1:23.374	27.505	180	21.438	221	34.431	236	244				
9	0	1:22.222	27.483	178	21.120	223	33.619	233	244	32	0	1:23.182	27.522	180	21.305	223	34.355	236	245				
10	0	1:21.950	27.298	179	21.137	223	33.515	233	243	33	0	1:22.484	27.405	179	21.158	223	33.921	238	246				
11	0	1:21.956	27.303	179	21.259	223	33.394	234	243	34	0	1:23.013	28.137	180	21.265	224	33.611	236	249				
12	0	1:22.470	27.309	179	21.088	224	34.073	234	244	35	0	1:22.415	27.508	179	21.247	224	33.660	235	245				
13	0	1:22.210	27.375	179	21.208	223	33.627	233	244	36	0	1:22.138	27.367	180	21.116	224	33.655	235	244				
14	0	1:22.385	27.386	180	21.273	223	33.726	235	244	37	0	1:22.242	27.358	180	21.052	226	33.832	234	244				
15	0	1:22.140	27.326	179	21.208	222	33.606	234	245	38	0	1:22.126	27.341	181	21.138	224	33.647	234	244				
16	0	1:25.601	27.625	180	21.358	221	36.618	50	243	39	0	1:22.429	27.286	180	21.074	223	34.069	234	244				
17	0	1:55.549	57.912	175	22.227	221	35.410	233		40	0	1:22.236	27.449	180	21.162	223	33.625	235	243				
18	0	1:23.474	27.728	179	21.646	219	34.100	234	244	41	0	1:22.473	27.490	180	21.254	221	33.729	234	244				
19	0	1:22.941	27.604	179	21.501	219	33.836	234	243	42	0	1:22.081	27.398	181	21.127	221	33.556	233	244				
20	0	1:22.514	27.611	179	21.315	225	33.588	233	244	43	0	1:22.058	27.288	180	21.158	221	33.612	234	244				
21	0	1:22.089	27.498	180	21.075	223	33.516	236	245	44	0	1:22.110	27.387	180	21.086	224	33.637	236	245				
22	0	1:22.166	27.373	179	21.284	224	33.509	236	247	45	0	1:22.680	27.409	179	21.388	223	33.883	234	247				
23	0	1:22.296	27.432	179	21.202	223	33.662	237	245														
40		Mattia Drudi								Tresor Orange 1							theoretical best time: 1:24.381						
1	0	1:36.260	38.001	176	22.719	218	35.540	235	203	3	0	1:25.806	29.210	177	22.132	219	34.464	236	245				
2	0	1:27.820	29.959	177	22.570	219	35.291	233	245	4	0	1:45.444	28.075	179	21.842	219	55.527	39	245				

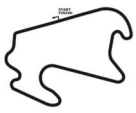


Sector List

Lap Id	Time	SE1	SP1	SE2	SP2	SE3	SP3	TSP	Lap Id	Time	SE1	SP1	SE2	SP2	SE3	SP3	TSP		
48		Maro Engel								Mercedes-AMG Team MANN-FILTER							theoretical best time: 1:22.058		
1	0	1:34.873	37.032	176	22.501	220	35.340	237	199	10	0	1:22.393	27.397	178	21.132	222	33.864	234	245
2	0	1:27.003	29.642	175	22.087	219	35.274	234	247	11	0	1:22.394	27.630	179	21.154	222	33.610	235	244
3	0	1:23.728	28.134	178	21.560	222	34.034	235	244	12	0	1:22.338	27.443	179	21.155	221	33.740	235	245
4	0	1:23.113	27.999	179	21.406	220	33.708	236	246	13	0	1:22.164	27.413	178	21.159	221	33.592	236	245
5	0	1:24.576	27.792	178	22.616	200	34.168	235	246	14	0	1:22.413	27.489	179	21.227	221	33.697	236	246
6	0	1:22.638	27.685	178	21.233	221	33.720	235	245	15	0	1:25.127	27.618	179	21.271	221	36.238	50	246
7	0	1:22.235	27.480	179	21.226	221	33.529	235	245	16	0	2:09.473	58.394	175	26.158	144	44.921	50	
8	0	1:22.684	27.522	179	21.345	222	33.817	235	245	17	0	1:49.437	53.296	176	21.800	217	34.341	232	
9	0	1:22.346	27.459	178	21.238	222	33.649	235	245	18	0	1:26.321	28.058	178	21.462	220	36.801	50	241

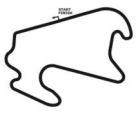
Lap Id	Time	SE1	SP1	SE2	SP2	SE3	SP3	TSP	Lap Id	Time	SE1	SP1	SE2	SP2	SE3	SP3	TSP		
56		Sandro Holzem								Project 1							theoretical best time: 1:21.796		
1	0	1:35.968	37.640	174	22.646	221	35.682	238	203	24	0	1:22.044	27.339	179	21.137	225	33.568	240	248
2	0	1:27.570	29.767	178	22.595	221	35.208	241	248	25	0	1:22.289	27.407	178	21.151	225	33.731	240	248
3	0	1:25.827	29.414	177	21.994	222	34.419	238	249	26	0	1:22.149	27.339	180	21.211	224	33.599	238	248
4	0	1:23.470	27.995	179	21.614	224	33.861	238	248	27	0	1:22.342	27.590	178	21.196	226	33.556	238	248
5	0	1:23.600	27.713	180	21.569	225	34.318	239	248	28	0	1:22.734	27.549	179	21.453	225	33.732	238	247
6	0	1:22.951	27.889	179	21.343	224	33.719	239	247	29	0	1:22.367	27.393	179	21.164	225	33.810	238	248
7	0	1:22.412	27.477	179	21.309	225	33.626	239	247	30	0	1:22.615	27.381	180	21.308	226	33.926	237	248
8	0	1:22.566	27.517	179	21.326	224	33.723	238	247	31	0	1:22.287	27.377	179	21.152	225	33.758	239	248
9	0	1:22.595	27.666	179	21.298	225	33.631	238	247	32	0	1:22.754	27.759	178	21.305	226	33.690	239	248
10	0	1:22.072	27.390	180	21.195	226	33.487	239	247	33	0	1:23.071	27.598	179	21.287	225	34.186	238	248
11	0	1:22.919	27.505	178	21.714	224	33.700	238	248	34	0	1:22.679	27.608	180	21.304	226	33.767	239	248
12	0	1:22.426	27.373	180	21.296	225	33.757	239	248	35	0	1:23.025	27.715	178	21.459	225	33.851	239	249
13	0	1:22.323	27.230	178	21.425	225	33.668	240	248	36	0	1:22.619	27.466	180	21.265	226	33.888	237	247
14	0	1:23.182	27.543	179	21.815	224	33.824	239	248	37	0	1:23.166	27.441	180	21.542	226	34.183	238	247
15	0	1:25.414	27.550	180	21.275	224	36.589	49	248	38	0	1:22.896	27.572	179	21.473	225	33.851	238	247
16	0	1:56.839	1:00.258	175	22.045	220	34.536	236		39	0	1:22.749	27.512	179	21.329	225	33.908	238	248
17	0	1:23.244	27.876	177	21.414	224	33.954	237	244	40	0	1:22.811	27.629	179	21.333	225	33.849	238	247
18	0	1:22.499	27.585	178	21.345	224	33.569	239	245	41	0	1:22.983	27.702	179	21.348	224	33.933	238	247
19	0	1:22.272	27.482	180	21.177	225	33.613	238	248	42	0	1:23.265	27.733	178	21.490	224	34.042	237	247
20	0	1:22.395	27.636	180	21.242	224	33.517	238	246	43	0	1:23.181	27.711	179	21.439	224	34.031	238	247
21	0	1:21.993	27.341	179	21.110	225	33.542	240	248	44	0	1:22.931	27.761	178	21.210	225	33.960	239	248
22	0	1:21.866	27.225	179	21.180	225	33.461	240	249	45	0	1:23.333	27.642	178	21.615	225	34.076	237	248
23	0	1:22.074	27.243	180	21.196	225	33.635	240	248										

Lap Id	Time	SE1	SP1	SE2	SP2	SE3	SP3	TSP	Lap Id	Time	SE1	SP1	SE2	SP2	SE3	SP3	TSP		
63		Clemens Schmid								GRT Grasser-Racing-Team							theoretical best time: 1:21.507		
1	1	1:28.777	32.373	175	21.778	219	34.626	236	180	10	1	1:21.732	27.073	180	21.129	223	33.530	236	245
2	1	1:23.372	27.972	177	21.396	220	34.004	235	245	11	1	1:21.667	27.069	180	21.176	223	33.422	236	245
3	1	1:23.240	27.806	178	21.519	220	33.915	235	244	12	1	1:22.113	27.072	180	21.489	222	33.552	237	246
4	1	1:22.485	27.595	178	21.304	221	33.586	236	245	13	1	1:22.089	27.211	180	21.172	222	33.706	237	247
5	1	1:21.764	27.176	179	21.048	222	33.540	236	245	14	1	1:22.132	27.066	180	21.385	220	33.681	237	245
6	1	1:22.007	27.278	179	21.147	220	33.582	236	245	15	1	1:30.266	27.381	179	21.378	222	41.507	180	247
7	1	1:21.939	27.241	180	21.183	222	33.515	237	245	16	1	1:35.984	32.670	166	24.083	214	39.231	204	200
8	1	1:21.613	27.108	180	21.025	223	33.480	237	245	17	1	1:44.008	31.888	151	26.364	148	45.756	44	213
9	1	1:21.618	27.112	180	21.090	223	33.416	236	245										



Sector List

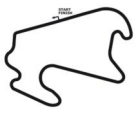
Lap Id	Time	SE1	SP1	SE2	SP2	SE3	SP3	TSP	Lap Id	Time	SE1	SP1	SE2	SP2	SE3	SP3	TSP						
69		Thierry Vermeulen								EMIL FREY RACING							theoretical best time: 1:21.511						
1	1	1:33.248	35.166	176	22.462	221	35.620	232	187	24	1	1:22.282	27.264	179	21.282	223	33.736	237	248				
2	1	1:26.794	30.127	177	22.332	222	34.335	236	241	25	1	1:21.823	27.288	179	21.101	224	33.434	238	247				
3	1	1:23.313	27.729	179	21.519	223	34.065	236	247	26	1	1:21.992	27.162	179	21.199	223	33.631	238	248				
4	1	1:22.854	27.569	179	21.476	222	33.809	237	247	27	1	1:21.889	27.243	179	21.063	223	33.583	237	248				
5	1	1:22.818	27.427	179	21.513	221	33.878	237	248	28	1	1:22.142	27.329	176	21.191	223	33.622	238	247				
6	1	1:22.268	27.387	179	21.213	223	33.668	238	248	29	1	1:21.737	27.050	179	21.131	223	33.556	238	248				
7	1	1:22.425	27.270	179	21.399	223	33.756	239	248	30	1	1:21.963	27.129	177	21.311	223	33.523	237	248				
8	1	1:22.153	27.194	179	21.252	224	33.707	238	248	31	1	1:21.838	27.135	180	21.081	224	33.622	238	248				
9	1	1:22.106	27.205	179	21.234	223	33.667	238	248	32	1	1:22.052	27.154	180	21.351	222	33.547	237	248				
10	1	1:22.216	27.207	179	21.286	223	33.723	238	248	33	1	1:22.084	27.233	179	21.268	223	33.583	238	247				
11	1	1:22.301	27.201	179	21.422	222	33.678	237	248	34	1	1:21.628	27.014	180	21.107	224	33.507	240	248				
12	1	1:22.223	27.130	180	21.357	223	33.736	238	248	35	1	1:22.031	27.306	180	21.201	224	33.524	240	249				
13	1	1:22.223	27.227	180	21.339	222	33.657	240	248	36	1	1:22.208	27.356	180	21.164	224	33.688	238	248				
14	1	1:22.699	27.387	180	21.470	222	33.842	240	249	37	1	1:21.984	27.182	179	21.213	225	33.589	238	248				
15	1	1:22.499	27.296	179	21.358	222	33.845	238	250	38	1	1:22.393	27.218	180	21.284	223	33.891	236	248				
16	1	1:26.175	27.562	179	21.506	222	37.107	49	248	39	1	1:22.308	27.405	179	21.213	223	33.690	238	246				
17	1	1:54.517	58.587	175	21.928	216	34.002	234		40	1	1:22.031	27.305	178	21.177	223	33.549	238	248				
18	1	1:22.942	27.499	179	21.775	219	33.668	238	243	41	1	1:22.275	27.251	179	21.377	224	33.647	240	248				
19	1	1:22.997	27.421	179	21.432	225	34.144	240	249	42	1	1:22.550	27.574	176	21.328	224	33.648	238	249				
20	1	1:22.758	27.719	179	21.493	221	33.546	238	249	43	1	1:22.318	27.251	179	21.316	223	33.751	238	248				
21	1	1:22.111	27.266	179	21.314	223	33.531	239	248	44	1	1:22.625	27.259	179	21.510	222	33.856	240	247				
22	1	1:22.917	27.821	179	21.423	221	33.673	238	249	45	1	1:22.460	27.360	180	21.461	224	33.639	238	249				
23	1	1:22.175	27.329	179	21.300	223	33.546	238	248														
75		Laurin Heinrich								Team75 Motorsport							theoretical best time: 1:28.077						
1	0	1:34.431	36.500	174	22.362	219	35.569	233	193	3									239				
2	0	1:28.758	30.198	177	23.043	216	35.517	230	241														
83		Patric Niederhauser								Tresor Orange 1							theoretical best time: 1:21.722						
1	0	1:35.535	37.582	173	22.343	217	35.610	237	200	10	0	1:22.135	27.168	177	21.270	219	33.697	232	241				
2	0	1:27.125	29.386	175	22.487	220	35.252	235	247	11	0	1:22.244	27.067	177	21.517	216	33.660	232	242				
3	0	1:47.169	51.292	173	21.713	217	34.164	230	245	12	0	1:22.248	27.345	177	21.221	220	33.682	232	242				
4	0	1:22.601	27.378	176	21.271	217	33.952	231	239	13	0	1:22.856	27.276	177	21.353	219	34.227	234	242				
5	0	1:22.277	27.172	177	21.246	218	33.859	232	241	14	0	1:24.121	27.777	177	21.546	218	34.798	233	243				
6	0	1:22.064	27.217	177	21.169	219	33.678	232	240	15	0	1:23.221	27.755	176	21.440	218	34.026	231	242				
7	0	1:21.782	27.050	177	21.190	219	33.542	232	240	16	0	1:23.658	28.438	176	21.356	218	33.864	232	240				
8	0	1:22.074	27.232	176	21.288	218	33.554	232	241	17	0	1:25.622	27.370	177	21.393	219	36.859	50	242				
9	0	1:21.880	27.011	176	21.245	219	33.624	232	241														



Sector List

Lap	Id	Time	SE1	SP1	SE2	SP2	SE3	SP3	TSP	Lap	Id	Time	SE1	SP1	SE2	SP2	SE3	SP3	TSP	
84		Jusuf Owega								Mercedes-AMG Team BWT	theoretical best time: 1:21.452									
1	1	1:33.981	35.541	177	22.834	213	35.606	236	194	24	1	1:21.816	27.287	180	21.073	223	33.456	238	247	
2	1	1:28.251	30.264	176	22.797	221	35.190	234	247	25	1	1:21.829	27.330	179	21.148	225	33.351	237	247	
3	1	1:25.574	29.400	177	21.906	220	34.268	233	244	26	1	1:22.137	27.367	180	21.158	224	33.612	237	247	
4	1	1:23.621	27.998	178	21.504	221	34.119	233	243	27	1	1:22.497	27.626	179	21.214	223	33.657	236	247	
5	1	1:23.433	27.749	178	21.342	223	34.342	233	244	28	1	1:22.362	27.540	179	21.209	223	33.613	237	247	
6	1	1:22.616	27.638	178	21.252	222	33.726	235	243	29	1	1:22.412	27.449	180	21.263	223	33.700	237	248	
7	1	1:22.566	27.615	179	21.296	223	33.655	235	244	30	1	1:23.054	27.542	179	21.367	223	34.145	236	247	
8	1	1:22.613	27.635	178	21.237	223	33.741	235	245	31	1	1:23.445	27.624	179	21.311	224	34.510	232	247	
9	1	1:22.417	27.566	178	21.168	224	33.683	234	245	32	1	1:23.735	28.430	178	21.607	224	33.698	236	242	
10	1	1:22.307	27.463	179	21.094	223	33.750	234	244	33	1	1:22.485	27.603	179	21.330	223	33.552	238	247	
11	1	1:22.444	27.601	179	21.212	222	33.631	235	244	34	1	1:22.989	27.849	178	21.405	224	33.735	238	249	
12	1	1:22.312	27.526	179	21.126	223	33.660	235	245	35	1	1:22.350	27.467	180	21.262	224	33.621	238	248	
13	1	1:22.187	27.337	179	21.195	222	33.655	235	245	36	1	1:22.617	27.662	179	21.238	225	33.717	236	248	
14	1	1:22.567	27.464	179	21.310	222	33.793	236	245	37	1	1:22.330	27.451	180	21.236	224	33.643	236	247	
15	1	1:22.506	27.540	179	21.240	222	33.726	235	245	38	1	1:22.328	27.414	180	21.163	224	33.751	236	246	
16	1	1:22.983	27.768	179	21.361	221	33.854	234	244	39	1	1:22.397	27.534	180	21.176	224	33.687	236	245	
17	1	1:23.121	27.658	178	21.675	221	33.788	235	244	40	1	1:22.472	27.483	180	21.228	223	33.761	237	247	
18	1	1:25.970	27.681	178	21.429	222	36.860	50	244	41	1	1:22.824	27.714	180	21.317	225	33.793	238	247	
19	1	1:54.960	59.052	177	21.870	220	34.038	234		42	1	1:23.301	28.237	180	21.308	223	33.756	237	248	
20	1	1:22.503	27.564	179	21.285	222	33.654	235	243	43	1	1:23.050	27.854	180	21.447	222	33.749	236	248	
21	1	1:22.020	27.477	180	21.098	222	33.445	236	245	44	1	1:22.640	27.795	180	21.294	224	33.551	237	247	
22	1	1:21.693	27.240	179	21.056	223	33.397	236	247	45	1	1:22.440	27.524	180	21.232	224	33.684	225	248	
23	1	1:21.452	27.087	180	21.026	223	33.339	237	246											

90		Dennis Olsen								Manthey EMA	theoretical best time: 1:21.466									
1	0	1:31.309	33.735	175	22.319	213	35.255	231	189	24	0	1:22.198	27.240	178	21.314	219	33.644	233	242	
2	0	1:24.089	28.393	175	21.370	219	34.326	231	240	25	0	1:22.307	27.320	177	21.152	219	33.835	233	242	
3	0	1:23.580	27.995	176	21.568	217	34.017	233	240	26	0	1:22.349	27.288	177	21.207	219	33.854	233	242	
4	0	1:23.002	27.751	176	21.310	218	33.941	232	242	27	0	1:21.924	27.264	177	21.063	219	33.597	233	241	
5	0	1:22.583	27.570	176	21.142	219	33.871	233	242	28	0	1:22.067	27.210	177	21.112	219	33.745	232	242	
6	0	1:22.045	27.342	177	20.967	219	33.736	233	242	29	0	1:22.130	27.197	177	21.088	220	33.845	233	242	
7	0	1:21.851	27.220	177	21.060	219	33.571	233	241	30	0	1:22.303	27.231	177	21.195	220	33.877	232	242	
8	0	1:21.636	27.141	177	20.983	220	33.512	233	242	31	0	1:22.225	27.257	177	21.136	219	33.832	233	242	
9	0	1:21.636	27.121	177	20.936	221	33.579	232	242	32	0	1:22.251	27.305	176	21.149	219	33.797	233	241	
10	0	1:21.793	27.113	177	21.022	219	33.658	232	240	33	0	1:22.091	27.215	177	21.127	219	33.749	233	242	
11	0	1:21.690	27.077	177	21.020	220	33.593	232	241	34	0	1:22.146	27.234	177	21.110	219	33.802	234	242	
12	0	1:21.636	27.018	177	20.978	220	33.640	233	242	35	0	1:22.309	27.209	178	21.147	220	33.953	234	243	
13	0	1:22.012	27.202	177	21.082	219	33.728	233	241	36	0	1:22.195	27.286	176	21.030	220	33.879	234	243	
14	0	1:21.623	27.067	177	20.936	219	33.620	234	242	37	0	1:22.336	27.291	178	21.114	220	33.931	233	243	
15	0	1:21.740	27.073	177	20.993	220	33.674	233	242	38	0	1:22.291	27.422	178	21.042	220	33.827	233	242	
16	0	1:21.934	27.155	177	21.179	218	33.600	231	241	39	0	1:22.238	27.258	178	21.247	219	33.733	233	241	
17	0	1:24.366	27.256	177	21.169	218	35.941	50	240	40	0	1:22.149	27.216	178	21.147	219	33.786	233	242	
18	0	1:53.693	57.212	173	22.154	214	34.327	231		41	0	1:22.164	27.187	179	21.155	219	33.822	234	242	
19	0	1:23.213	27.703	176	21.497	217	34.013	233	240	42	0	1:22.186	27.244	178	21.154	219	33.788	233	242	
20	0	1:22.597	27.468	177	21.156	219	33.973	233	241	43	0	1:22.401	27.318	178	21.151	219	33.932	233	242	
21	0	1:22.563	27.366	178	21.230	219	33.967	233	241	44	0	1:22.846	27.500	177	21.226	219	34.120	233	243	
22	0	1:22.554	27.391	177	21.237	219	33.926	233	241	45	0	1:22.913	27.403	177	21.249	219	34.261	203	242	
23	0	1:22.247	27.238	177	21.109	219	33.900	234	242											

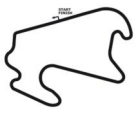


Sector List

Lap	Id	Time	SE1	SP1	SE2	SP2	SE3	SP3	TSP	Lap	Id	Time	SE1	SP1	SE2	SP2	SE3	SP3	TSP		
91			Thomas Preining							Manthey EMA						theoretical best time: 1:21.243					
1	1	1:29.831	33.242	172	21.899	217	34.690	233	180	24	1	1:22.178	27.282	177	21.131	220	33.765	236	244		
2	1	1:24.647	28.239	176	22.149	215	34.259	234	243	25	1	1:22.245	27.342	178	21.104	220	33.799	235	244		
3	1	1:23.273	27.789	176	21.475	218	34.009	234	244	26	1	1:22.471	27.519	176	21.171	219	33.781	234	243		
4	1	1:22.423	27.473	177	21.206	219	33.744	234	244	27	1	1:21.768	27.274	177	20.928	221	33.566	234	243		
5	1	1:21.899	27.163	177	21.076	219	33.660	234	243	28	1	1:21.855	27.265	177	21.005	220	33.585	234	243		
6	1	1:21.958	27.108	177	20.997	220	33.853	233	243	29	1	1:21.759	27.159	177	21.049	221	33.551	234	243		
7	1	1:21.752	27.197	177	20.955	220	33.600	233	242	30	1	1:22.186	27.145	178	21.008	222	34.033	234	244		
8	1	1:21.747	27.117	177	21.106	220	33.524	233	242	31	1	1:22.147	27.407	177	21.051	220	33.689	234	244		
9	1	1:21.681	27.188	177	20.886	220	33.607	232	241	32	1	1:22.109	27.336	177	21.032	221	33.741	234	243		
10	1	1:21.719	26.993	177	21.012	219	33.714	231	240	33	1	1:22.167	27.340	177	21.157	220	33.670	235	243		
11	1	1:21.550	27.124	177	20.874	220	33.552	233	241	34	1	1:22.159	27.229	178	21.131	221	33.799	236	244		
12	1	1:21.243	26.918	177	20.829	221	33.496	234	242	35	1	1:22.136	27.337	178	21.046	222	33.753	236	245		
13	1	1:21.757	26.964	177	20.940	220	33.853	235	243	36	1	1:22.003	27.137	178	21.076	222	33.790	235	243		
14	1	1:22.069	27.176	178	21.090	219	33.803	234	244	37	1	1:21.941	27.219	178	21.069	222	33.653	235	243		
15	1	1:22.117	27.105	177	21.281	219	33.731	234	244	38	1	1:22.394	27.276	178	21.240	219	33.878	234	244		
16	1	1:21.471	26.976	178	20.900	219	33.595	233	242	39	1	1:22.371	27.373	178	21.191	220	33.807	235	243		
17	1	1:22.034	27.412	177	21.054	219	33.568	233	242	40	1	1:22.423	27.437	177	21.142	220	33.844	235	244		
18	1	1:22.307	27.301	177	21.169	219	33.837	233	242	41	1	1:22.605	27.367	178	21.278	220	33.960	235	243		
19	1	1:22.176	27.276	177	21.153	219	33.747	235	243	42	1	1:22.325	27.338	178	21.169	220	33.818	235	244		
20	1	1:22.521	27.128	178	21.409	212	33.984	233	243	43	1	1:22.544	27.251	178	21.414	219	33.879	235	244		
21	1	1:24.336	27.214	178	21.016	221	36.106	50	243	44	1	1:22.815	27.585	177	21.265	219	33.965	235	245		
22	1	1:53.097	56.730	175	22.272	216	34.095	234		45	1	1:22.668	27.544	178	21.226	220	33.898	232	244		
23	1	1:22.886	27.674	176	21.275	219	33.937	236	243												

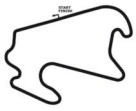
92			Mirko Bortolotti							SSR Performance						theoretical best time: 1:21.381					
1	0	1:27.162	31.444	177	21.574	218	34.144	234	181	24	0	1:22.444	27.513	178	21.141	223	33.790	236	246		
2	0	1:23.503	27.888	177	21.499	220	34.116	235	243	25	0	1:22.181	27.362	179	21.054	222	33.765	237	245		
3	0	1:23.051	27.899	178	21.285	221	33.867	236	244	26	0	1:22.018	27.198	180	21.120	222	33.700	237	246		
4	0	1:22.421	27.657	179	21.145	221	33.619	236	245	27	0	1:21.942	27.208	179	21.048	223	33.686	237	246		
5	0	1:22.025	27.302	179	21.078	220	33.645	236	245	28	0	1:22.117	27.310	180	21.140	222	33.667	237	246		
6	0	1:21.811	27.276	180	20.902	222	33.633	236	245	29	0	1:22.121	27.311	180	21.174	222	33.636	238	246		
7	0	1:21.894	27.252	179	21.005	222	33.637	236	245	30	0	1:22.130	27.328	180	21.106	222	33.696	237	247		
8	0	1:21.642	27.190	180	20.987	222	33.465	236	245	31	0	1:21.852	27.197	180	21.034	223	33.621	237	247		
9	0	1:21.615	27.042	179	20.929	223	33.644	235	245	32	0	1:22.189	27.358	180	21.166	223	33.665	237	247		
10	0	1:21.723	27.051	179	21.071	223	33.601	235	244	33	0	1:21.989	27.311	179	21.120	223	33.558	237	247		
11	0	1:21.722	27.123	180	21.002	222	33.597	236	245	34	0	1:22.256	27.308	179	21.171	222	33.777	237	246		
12	0	1:21.509	27.014	180	20.948	222	33.547	237	245	35	0	1:22.182	27.315	179	21.169	223	33.698	238	247		
13	0	1:21.703	27.054	179	20.984	223	33.665	236	246	36	0	1:22.175	27.273	180	21.111	223	33.791	238	247		
14	0	1:21.629	27.096	180	20.956	222	33.577	237	246	37	0	1:22.233	27.271	180	21.208	223	33.754	237	248		
15	0	1:21.726	27.081	180	20.976	222	33.669	237	246	38	0	1:22.563	27.469	180	21.374	223	33.720	237	246		
16	0	1:21.788	27.262	179	20.980	222	33.546	236	245	39	0	1:22.242	27.315	180	21.122	223	33.805	237	245		
17	0	1:22.190	27.465	179	21.106	221	33.619	236	245	40	0	1:22.503	27.437	180	21.280	223	33.786	237	247		
18	0	1:22.082	27.207	179	21.092	221	33.783	236	245	41	0	1:22.945	27.826	180	21.264	222	33.855	237	246		
19	0	1:22.012	27.297	179	21.093	221	33.622	237	246	42	0	1:22.341	27.299	180	21.110	222	33.932	236	246		
20	0	1:21.975	27.256	180	21.076	221	33.643	237	246	43	0	1:22.467	27.363	180	21.304	222	33.800	236	245		
21	0	1:24.229	27.244	180	21.057	222	35.928	50	247	44	0	1:22.527	27.437	180	21.320	222	33.770	237	246		
22	0	1:53.501	57.032	176	22.023	218	34.446	236		45	0	1:22.269	27.351	180	21.135	222	33.783	236	246		
23	0	1:23.152	27.745	178	21.442	220	33.965	237	245												

94			Franck Perera							SSR Performance						theoretical best time: 1:21.252					
1	0	1:29.462	32.659	174	22.113	217	34.690	233	180	9	0	1:21.557	26.894	178	21.114	221	33.549	236	246		
2	0	1:24.639	28.387	176	22.054	217	34.198	234	244	10	0	1:21.521	27.075	177	21.015	221	33.431	235	245		
3	0	1:23.167	27.870	177	21.499	219	33.798	235	244	11	0	1:21.775	27.205	177	21.078	221	33.492	236	245		
4	0	1:22.425	27.495	177	21.252	219	33.678	235	245	12	0	1:21.797	27.037	178	21.233	219	33.527	235	245		
5	0	1:21.593	27.176	178	21.074	220	33.343	235	245	13	0	1:22.140	27.155	177	21.277	219	33.708	236	245		
6	0	1:21.644	27.264	178	21.036	220	33.344	236	245	14	0	1:22.049	27.091	178	21.336	219	33.622	235	246		
7	0	1:21.841	27.165	178	21.043	219	33.633	236	245	15	0	1:31.374	27.112	179	21.452	218	42.810	50	245		
8	0	1:21.469	27.044	179	21.054	221	33.371	237	245												



Sector List

Lap Id	Time	SE1	SP1	SE2	SP2	SE3	SP3	TSP	Lap Id	Time	SE1	SP1	SE2	SP2	SE3	SP3	TSP		
99		Marvin Dienst								Toksport WRT							theoretical best time: 1:21.878		
1	0	1:33.344	35.603	173	22.193	217	35.548	229	182	24	0	1:54.600	57.619	175	22.620	216	34.361	233	
2	0	1:27.327	30.609	177	22.310	218	34.408	233	237	25	0	1:23.141	27.889	176	21.272	219	33.980	233	242
3	0	1:23.192	27.797	177	21.330	219	34.065	233	241	26	0	1:22.425	27.380	176	21.223	220	33.822	233	242
4	0	1:22.819	27.698	176	21.198	220	33.923	234	243	27	0	1:22.417	27.414	176	21.096	219	33.907	233	241
5	0	1:22.829	27.678	176	21.115	221	34.036	234	243	28	0	1:22.259	27.441	176	21.110	220	33.708	233	241
6	0	1:22.426	27.600	177	21.048	220	33.778	234	243	29	0	1:22.119	27.355	177	21.017	220	33.747	233	242
7	0	1:22.197	27.312	177	21.064	221	33.821	236	243	30	0	1:22.195	27.339	177	20.961	221	33.895	233	243
8	0	1:22.268	27.437	177	21.062	220	33.769	234	245	31	0	1:21.999	27.220	177	20.980	220	33.799	234	243
9	0	1:22.124	27.329	177	21.098	220	33.697	234	243	32	0	1:22.039	27.254	177	21.049	220	33.736	233	243
10	0	1:22.203	27.341	177	21.012	221	33.850	233	243	33	0	1:22.079	27.285	177	21.071	220	33.723	234	243
11	0	1:22.254	27.368	177	21.027	221	33.859	233	242	34	0	1:22.506	27.293	177	21.014	220	34.199	235	243
12	0	1:22.343	27.398	176	21.066	220	33.879	233	242	35	0	1:22.321	27.370	177	21.126	220	33.825	234	244
13	0	1:22.258	27.331	177	21.077	221	33.850	233	243	36	0	1:22.517	27.487	177	21.087	220	33.943	233	242
14	0	1:22.398	27.293	177	21.113	219	33.992	237	242	37	0	1:22.450	27.444	177	21.120	220	33.886	234	242
15	0	1:22.530	27.450	177	21.172	221	33.908	235	245	38	0	1:22.389	27.428	177	21.184	219	33.777	233	242
16	0	1:23.978	28.534	177	21.594	217	33.850	234	244	39	0	1:22.266	27.295	177	21.080	220	33.891	234	242
17	0	1:22.719	27.638	176	21.231	219	33.850	232	243	40	0	1:22.478	27.374	177	21.156	219	33.948	234	243
18	0	1:22.776	27.431	176	21.140	219	34.205	233	240	41	0	1:22.863	27.537	177	21.313	219	34.013	234	243
19	0	1:22.578	27.577	176	21.150	219	33.851	233	242	42	0	1:22.948	27.670	177	21.213	219	34.065	233	243
20	0	1:22.407	27.390	176	21.037	219	33.980	232	241	43	0	1:22.651	27.599	176	21.215	219	33.837	235	242
21	0	1:22.393	27.440	177	21.113	220	33.840	234	242	44	0	1:22.795	27.660	177	21.170	219	33.965	234	244
22	0	1:23.424	27.834	176	21.563	219	34.027	233	243	45	0	1:22.602	27.484	177	21.177	219	33.941	234	243
23	0	1:24.500	27.352	176	21.123	219	36.025	50	242										

**Pit Stops
Provisional**

Nr.	Driver	Man.	Nat.	Day time in	Time in	Lap in	Day time out	Time out	Stop Time	Reason	Net Time
40	Mattia Drudi			13:38:32.862	6:05.737	4			3.1	Technical	
4	Luca Stolz			13:53:03.794	20:36.669	15	13:53:44.781	21:17.656			40.987
94	Franck Perera			13:53:08.000	20:40.875	15			20.6		
14	Jack Aitken			13:53:08.546	20:41.421	15	13:53:52.229	21:25.104	7.7		43.683
22	Lucas Auer			13:53:09.256	20:42.131	15	13:53:51.575	21:24.450	6.5		42.319
3	Kelvin van der Linde			13:53:12.037	20:44.912	15	13:53:52.972	21:25.847	6.4		40.935
1	Sheldon van der Linde			13:53:15.264	20:48.139	15	13:53:58.466	21:31.341	8.4		43.202
8	Luca Engstler			13:53:16.822	20:49.697	15	13:53:59.231	21:32.106	7.6		42.409
48	Maro Engel			13:53:19.528	20:52.403	15	13:54:00.859	21:33.734	5.5		41.331
56	Sandro Holzem			13:53:24.735	20:57.610	15	13:54:08.232	21:41.107	8.9		43.497
27	David Schumacher			13:54:34.585	22:07.460	16	13:55:16.268	22:49.143	6.5		41.683
33	Rene Rast			13:54:36.730	22:09.605	16	13:55:18.766	22:51.641	7.4		42.036
69	Thierry Vermeulen			13:54:37.681	22:10.556	16	13:55:20.127	22:53.002	6.6		42.446
36	Arjun Maini			13:54:40.529	22:13.404	16	13:55:22.129	22:55.004	7.5		41.600
48	Maro Engel			13:55:28.970	23:01.845	16	13:56:06.099	23:38.974	1.7		37.129
90	Dennis Olsen			13:55:48.073	23:20.948	17	13:56:29.048	24:01.923	6.6		40.975
19	Maximilian Paul			13:55:57.956	23:30.831	17	13:56:39.819	24:12.694	7.1		41.863
11	Marco Wittmann			13:56:00.090	23:32.965	17	13:56:41.747	24:14.622	7.6		41.657
63	Clemens Schmid			13:56:25.257	23:58.132	17					
83	Patric Niederhauser			13:56:28.174	24:01.049	17			18.8		
27	David Schumacher			13:57:28.944	25:01.819	17					
84	Jusuf Owega			13:57:30.929	25:03.804	18	13:58:13.615	25:46.490	7.5		42.686
48	Maro Engel			13:58:44.755	26:17.630	18					
6	Alessio Deledda			13:59:32.991	27:05.866	19	14:00:13.515	27:46.390	5.8		40.524
92	Mirko Bortolotti			14:01:08.954	28:41.829	21	14:01:49.844	29:22.719	6.6		40.890
7	Ricardo Feller			14:01:11.265	28:44.140	21	14:01:52.522	29:25.397	6.7		41.257
91	Thomas Preining			14:01:14.074	28:46.949	21	14:01:54.754	29:27.629	6.8		40.680
99	Marvin Dienst			14:04:16.850	31:49.725	23	14:04:57.979	32:30.854	7.1		41.129
9	Tim Heinemann			14:05:49.111	33:21.986	24	14:06:30.108	34:02.983	7.1		40.997
24	Ayhancan Güven			14:11:30.190	39:03.065	28					
19	Maximilian Paul			14:20:07.867	47:40.742	34					