


Lap Chart  
Provisional

Lap/Pl.	1	2	3	4	5	6	7	8	9	10	11	12	13	14	15	16	17	18	19	20	21	22	23	24	25	26	27	28
LAP 1	14	92	22	3	7	1	69	4	63	33	91	11	48	19	84	24	90	83	75	9	40	27	99	36	56	6	.94	SC
LAP 2	14	92	22	3	7	1	69	4	63	33	91	11	48	19	84	24	90	83	75	9	40	27	99	36	56	6	SC	
LAP 3	14	92	22	3	7	1	69	4	63	33	91	11	48	19	84	24	90	83	75	9	40	27	99	36	56	6		
LAP 4	14	92	22	3	7	1	69	SC																				
LAP 4	4	63	33	91	11	48	19	84	24	90	83	75	9	40	27	99	36	56	6									
LAP 5	14	92	22	3	7	1	69	4	33	63	91	11	19	84	24	90	83	9	75	40	27	99	36	48	56	6		
LAP 6	14	92	22	3	7	1	69	4	33	63	11	19	84	24	90	83	75	9	40	99	27	36	48	91	56	6		
LAP 7	14	92	22	3	1	7	69	4	33	63	11	19	84	90	24	83	75	9	40	99	27	36	48	56	6	91		
LAP 8	14	92	22	3	1	7	69	4	33	63	11	19	84	90	24	83	75	9	40	99	27	36	48	56	6	91		
LAP 9	14	92	22	3	1	7	4	69	33	63	11	19	84	90	24	83	75	9	99	40	27	48	36	56	6	91		
LAP 10	14	92	22	3	1	7	4	69	33	63	11	19	84	90	24	83	75	9	99	40	27	48	56	36	6	91		
LAP 11	14	92	22	3	1	7	4	69	33	11	63	19	84	90	24	83	75	9	99	40	27	48	56	36	6	91		
LAP 12	14	92	22	3	1	7	4	69	33	11	63	19	84	90	83	75	24	9	99	40	27	48	56	36	91	6		
LAP 13	14	92	22	3	1	7	4	69	33	11	63	19	84	90	83	24	75	9	99	40	48	27	56	36	91	6		
LAP 14	14	92	22	1	3	7	4	69	33	63	.11	19	84	90	83	75	99	.24	48	40	27	56	36	91	.9	6		
LAP 15	92	.14	1	.22	7	69	33	.4	63	19	84	90	83	75	99	40	27	56	.48	36	91	3	11	24	6			
LAP 16	.92	.1	69	.7	33	63	84	90	.19	83	99	27	36	91	.75	.40	.56	14	3	22	4	11	48	24	6			
LAP 17	33	.69	63	90	83	.84	99	27	36	91	14	92	3	22	1	4	7	11	19	48	24	56	.75	6				
LAP 18	.33	63	83	.90	99	27	36	91	14	92	3	22	1	4	7	69	11	84	19	48	24	56	6					
LAP 19	.63	83	99	27	36	.91	14	92	3	22	1	4	7	33	69	11	90	84	19	48	24	56	6					
LAP 20	83	27	.99	36	14	92	3	22	1	4	7	33	69	11	63	90	84	19	48	24	91	56	6					
LAP 21	.83	27	36	14	92	3	22	1	4	7	33	69	11	63	90	84	19	48	99	24	91	56	6					
LAP 22	27	36	14	92	3	22	1	4	7	33	69	11	63	90	84	83	19	48	99	24	91	56	6					
LAP 23	27	36	14	92	3	22	1	4	7	33	69	11	63	90	84	48	19	99	24	91	56	6						
LAP 24	27	36	14	92	3	22	1	4	7	33	69	11	63	90	84	48	19	99	24	91	56	6						
LAP 25	36	14	92	.27	3	22	1	4	7	33	69	11	63	90	84	48	19	99	91	24	56	6						
LAP 26	14	36	92	3	22	1	4	7	33	69	11	63	90	84	48	19	99	91	24	56	6							
LAP 27	14	92	.36	3	22	1	4	7	33	69	11	63	90	84	48	19	99	91	24	56	6							
LAP 28	14	92	3	22	1	4	7	33	69	11	63	90	84	48	19	99	91	24	56	6								
LAP 29	14	92	3	22	1	4	7	33	69	11	63	90	84	48	19	99	91	24	56	6								
LAP 30	14	92	3	22	1	4	7	33	69	11	63	90	84	48	19	99	91	24	56	6								
LAP 31	14	92	3	22	1	4	7	33	69	11	63	90	84	48	19	99	91	24	56	6								
LAP 32	14	92	3	22	1	4	7	33	69	11	63	90	84	48	19	99	91	24	56	6								
LAP 33	14	92	3	22	1	4	7	33	69	11	63	90	84	48	19	99	91	24	56	6								
LAP 34	14	92	3	22	1	4	7	33	69	11	63	90	84	48	19	99	91	24	56	.6								

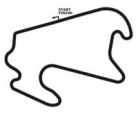


### Lap Chart Provisional

Lap/Pl.	1	2	3	4	5	6	7	8	9	10	11	12	13	14	15	16	17	18	19	20	21	22	23	24	25	26	27	28
LAP 35	14	92	3	22	1	4	7	33	69	11	63	90	48	84	19	91	99	24	56									
LAP 36	14	92	3	22	1	4	7	33	69	11	63	90	48	84	91	24	56	99	19									
LAP 37	14	92	3	22	1	4	7	33	69	11	63	90	48	84	91	24	56	99	19									
LAP 38	14	92	3	22	1	4	7	33	69	11	63	90	48	84	91	24	56	99	19									
LAP 39	14	92	3	22	1	4	7	33	69	11	63	90	48	84	91	24	56	99	19									
LAP 40	14	92	3	22	1	4	7	33	69	11	63	90	48	84	91	24	56	99	19									
LAP 41	14	92	3	22	1	4	7	33	69	11	63	90	48	84	91	24	56	99	19									
LAP 42	14	92	3	22	1	4	7	33	69	11	63	90	48	84	91	24	56	99	19									
LAP 43	14	92	3	22	1	4	7	33	69	11	63	90	48	84	91	24	56	99										
LAP 44	14	92	3	22	1	4	7	33	69	11	63	90	48	84	91	24	56	99										

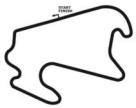
.- PIT STOP

' - LAP BEHIND

**Pit Stops  
Provisional**

Nr.	Driver	Man.	Nat.	Day time in	Time in	Lap in	Day time out	Time out	Stop Time	Reason	Net Time
94	Franck Perera			13:35:31.468	3:00.270	1			5.5	Technical	
6	Alessio Deledda			13:52:44.735	20:13.537	13	13:53:25.676	20:54.478	6.5		40.941
3	Kelvin van der Linde			13:53:40.687	21:09.489	14	13:54:22.224	21:51.026	7.9		41.537
11	Marco Wittmann			13:53:47.074	21:15.876	14	13:54:30.150	21:58.952	8.2		43.076
24	Ayhancan Güven			13:53:54.682	21:23.484	14	13:54:40.522	22:09.324	11.6		45.840
9	Tim Heinemann			13:54:03.714	21:32.516	14			18:45.8		
14	Jack Aitken			13:54:59.155	22:27.957	15	13:55:41.823	23:10.625	6.7		42.668
22	Lucas Auer			13:55:01.848	22:30.650	15	13:55:44.339	23:13.141			42.491
4	Luca Stolz			13:55:06.081	22:34.883	15	13:55:47.459	23:16.261			41.378
48	Maro Engel			13:55:20.376	22:49.178	15	13:56:01.755	23:30.557	6.9		41.379
92	Mirko Bortolotti			13:56:21.500	23:50.302	16	13:57:04.551	24:33.353	8.4		43.051
1	Sheldon van der Linde			13:56:25.969	23:54.771	16	13:57:08.381	24:37.183	8.1		42.412
7	Ricardo Feller			13:56:27.111	23:55.913	16	13:57:08.700	24:37.502	7.2		41.589
19	Maximilian Paul			13:56:34.968	24:03.770	16	13:57:18.720	24:47.522	9.3		43.752
75	Laurin Heinrich			13:56:44.212	24:13.014	16	13:57:25.643	24:54.445	7.1		41.431
40	Mattia Drudi			13:56:44.887	24:13.689	16			17:14.0		
56	Sandro Holz			13:56:45.752	24:14.554	16	13:57:28.556	24:57.358	8.1		42.804
69	Thierry Vermeulen			13:57:51.136	25:19.938	17	13:58:34.698	26:03.500	7.5		43.562
84	Jusuf Owega			13:57:57.589	25:26.391	17	13:58:39.132	26:07.934	5.9		41.543
75	Laurin Heinrich			13:58:41.474	26:10.276	17					
33	Rene Rast			13:59:14.849	26:43.651	18	13:59:56.424	27:25.226	7.3		41.575
90	Dennis Olsen			13:59:20.225	26:49.027	18	14:00:01.265	27:30.067	7.3		41.040
63	Clemens Schmid			14:00:40.295	28:09.097	19	14:01:23.051	28:51.853	9.0		42.756
91	Thomas Preining			14:00:53.611	28:22.413	19	14:01:34.384	29:03.186	6.1		40.773
99	Marvin Dienst			14:02:12.515	29:41.317	20	14:02:53.425	30:22.227	6.8		40.910
83	Patric Niederhauser			14:03:28.706	30:57.508	21	14:04:11.618	31:40.420	8.1		42.912
27	David Schumacher			14:09:09.142	36:37.944	25					
36	Arjun Maini			14:11:52.771	39:21.573	27			6:34.3		
6	Alessio Deledda			14:22:36.763	50:05.565	34					
19	Maximilian Paul			14:33:23.347	1:00:52.149	42					



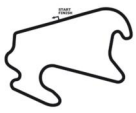


### Sector List

Lap Id	Time	SE1	SP1	SE2	SP2	SE3	SP3	TSP	Lap Id	Time	SE1	SP1	SE2	SP2	SE3	SP3	TSP		
4		🇩🇪 Luca Stolz							🏎️ Mercedes-AMG Team HRT			theoretical best time: 1:21.394							
1	0	1:37.529	34.431	175	22.089	218	41.009	165	183	23	0	1:21.426	27.051	180	20.985	223	33.390	236	245
2	0	2:01.877	37.646	104	33.583	156	50.648	144	183	24	0	1:21.645	27.076	180	21.105	223	33.464	236	246
3	0	2:02.969	39.438	130	33.260	160	50.271	147	174	25	0	1:21.757	27.140	180	21.088	223	33.529	236	245
4	0	1:53.684	41.827	143	30.035	155	41.822	232	157	26	0	1:21.679	27.164	179	21.052	223	33.463	237	245
5	0	1:23.875	28.198	178	21.561	221	34.116	236	242	27	0	1:21.717	27.084	179	21.096	224	33.537	237	245
6	0	1:23.117	27.745	180	21.501	221	33.871	236	245	28	0	1:21.779	27.113	180	21.100	224	33.566	236	247
7	0	1:22.676	27.571	179	21.296	222	33.809	235	245	29	0	1:21.962	27.361	179	21.017	224	33.584	236	246
8	0	1:22.166	27.366	179	21.186	223	33.614	235	245	30	0	1:21.713	27.261	178	21.025	224	33.427	236	246
9	0	1:22.086	27.191	180	21.045	222	33.850	235	245	31	0	1:21.685	27.192	180	21.001	223	33.492	237	246
10	0	1:21.568	27.185	180	20.985	222	33.398	235	245	32	0	1:21.633	27.086	179	21.060	224	33.487	237	247
11	0	1:21.643	27.057	179	21.096	221	33.490	236	245	33	0	1:21.943	27.233	180	21.117	223	33.593	237	247
12	0	1:21.677	27.178	179	21.083	222	33.416	236	246	34	0	1:21.774	27.263	180	20.986	224	33.525	237	246
13	0	1:21.704	27.215	180	21.060	222	33.429	236	247	35	0	1:22.101	27.263	180	21.196	224	33.642	235	245
14	0	1:21.565	27.111	179	21.076	222	33.378	236	246	36	0	1:21.933	27.307	180	21.025	224	33.601	235	245
15	0	1:24.332	27.267	179	21.084	223	35.981	50	245	37	0	1:21.908	27.238	180	21.022	224	33.648	237	245
16	0	1:52.160	56.996	177	21.599	219	33.565	236		38	0	1:22.301	27.302	180	21.207	223	33.792	237	247
17	0	1:22.899	27.281	179	21.814	219	33.804	237	245	39	0	1:22.063	27.249	180	21.159	223	33.655	236	246
18	0	1:22.162	27.347	179	21.209	222	33.606	237	247	40	0	1:22.177	27.261	180	21.176	225	33.740	235	245
19	0	1:21.855	27.228	180	21.135	222	33.492	236	247	41	0	1:22.244	27.285	180	21.207	225	33.752	235	244
20	0	1:21.545	27.179	180	21.008	223	33.358	236	246	42	0	1:22.342	27.390	180	21.193	224	33.759	235	244
21	0	1:21.759	27.160	180	21.073	223	33.526	236	245	43	0	1:22.319	27.324	180	21.162	225	33.833	235	244
22	0	1:21.673	27.088	180	21.065	222	33.520	236	245	44	0	1:22.385	27.342	180	21.199	224	33.844	219	244

6		🇩🇪 Alessio Deledda							🏎️ SSR Performance			theoretical best time: 1:22.196							
1	0	1:49.781	38.206	171	22.959	210	48.616	161	203	18	0	1:22.766	27.530	178	21.255	220	33.981	235	244
2	0	2:03.545	38.802	118	33.802	140	50.941	137	123	19	0	1:22.336	27.481	178	21.145	219	33.710	234	244
3	0	2:02.451	40.566	131	35.031	133	46.854	149	137	20	0	1:22.467	27.426	178	21.079	220	33.962	234	244
4	0	1:49.490	46.654	85	27.108	137	35.728	233	66	21	0	1:22.795	27.693	177	21.187	219	33.915	233	244
5	0	1:24.361	28.199	176	21.835	218	34.327	234	243	22	0	1:23.439	27.570	178	21.703	214	34.166	234	242
6	0	1:23.408	27.759	177	21.380	219	34.269	234	244	23	0	1:22.676	27.731	178	21.203	219	33.742	234	243
7	0	1:23.038	27.717	176	21.358	220	33.963	234	244	24	0	1:23.449	27.598	178	21.270	219	34.581	234	243
8	0	1:23.598	27.407	177	21.862	218	34.329	234	244	25	0	1:23.071	27.882	177	21.264	219	33.925	235	243
9	0	1:23.311	27.671	177	21.439	219	34.201	234	244	26	0	1:23.618	27.801	177	21.381	219	34.436	233	244
10	0	1:23.500	27.635	176	21.666	218	34.199	233	244	27	0	1:23.900	28.264	176	21.588	220	34.048	234	243
11	0	1:23.343	27.630	178	21.553	219	34.160	235	243	28	0	1:23.109	27.618	178	21.295	221	34.196	234	244
12	0	1:24.845	29.231	176	21.534	217	34.080	235	244	29	0	1:23.321	27.686	178	21.385	221	34.250	234	244
13	0	1:26.436	27.653	177	21.596	219	37.187	50	245	30	0	1:23.746	27.944	178	21.631	218	34.171	235	244
14	0	1:55.673	58.072	172	22.824	213	34.777	233		31	0	1:24.545	27.671	179	22.253	219	34.621	235	246
15	0	1:24.123	28.365	176	21.560	218	34.198	234	243	32	0	1:23.343	27.965	177	21.289	220	34.089	234	245
16	0	1:23.059	27.693	178	21.415	218	33.951	236	244	33	0	1:24.895	28.843	176	21.482	221	34.570	233	243
17	0	1:22.794	27.585	178	21.349	219	33.860	235	245	34	0	1:32.903	28.663	177	21.970	217	42.270	50	241





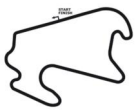
### Sector List

Lap Id	Time	SE1	SP1	SE2	SP2	SE3	SP3	TSP	Lap Id	Time	SE1	SP1	SE2	SP2	SE3	SP3	TSP		
<b>7</b>		Ricardo Feller		ABT Sportsline					theoretical best time: 1:21.220										
1	0	1:34.654	33.450	175	21.869	217	39.335	167	182	23	0	1:21.544	27.078	179	21.001	224	33.465	237	247
2	0	2:01.950	38.387	101	32.981	158	50.582	167	181	24	0	1:21.640	27.151	178	21.007	224	33.482	237	247
3	0	2:02.766	39.778	116	33.383	172	49.605	174	137	25	0	1:22.063	27.153	178	21.352	223	33.558	236	246
4	0	1:55.367	41.856	114	31.010	118	42.501	235	154	26	0	1:21.640	27.059	178	21.110	224	33.471	237	245
5	0	1:24.033	28.352	177	21.735	219	33.946	235	244	27	0	1:21.431	26.943	179	20.984	225	33.504	237	246
6	0	1:22.826	27.979	178	21.253	222	33.594	235	245	28	0	1:21.728	27.062	179	21.051	225	33.615	238	247
7	0	1:23.090	28.341	177	21.135	223	33.614	235	245	29	0	1:22.150	27.516	176	21.063	224	33.571	236	248
8	0	1:22.047	27.414	177	20.962	222	33.671	234	244	30	0	1:21.738	27.150	179	21.073	224	33.515	238	247
9	0	1:21.658	27.104	178	21.137	221	33.417	235	244	31	0	1:21.842	27.115	178	21.364	222	33.363	238	247
10	0	1:22.006	27.190	178	21.189	222	33.627	234	245	32	0	1:21.870	27.065	179	21.307	220	33.498	237	248
11	0	1:21.935	27.199	177	21.373	220	33.363	235	244	33	0	1:21.968	27.080	178	21.103	223	33.785	237	247
12	0	1:21.920	27.350	178	21.149	221	33.421	235	244	34	0	1:21.814	27.198	177	21.029	224	33.587	236	246
13	0	1:21.447	27.001	178	21.037	222	33.409	235	245	35	0	1:21.990	27.117	179	21.226	222	33.647	235	245
14	0	1:21.656	27.201	178	21.071	221	33.384	235	245	36	0	1:22.289	27.420	178	21.351	221	33.518	235	245
15	0	1:21.735	27.264	177	21.097	222	33.374	235	244	37	0	1:22.068	27.145	178	21.247	221	33.676	236	245
16	0	1:24.378	27.076	178	21.081	221	36.221	50	244	38	0	1:21.908	27.144	179	21.171	222	33.593	237	245
17	0	1:54.833	58.115	175	22.747	208	33.971	237		39	0	1:22.165	27.302	178	21.185	222	33.678	236	246
18	0	1:21.723	27.171	178	21.119	222	33.433	238	246	40	0	1:22.717	27.333	178	21.766	224	33.618	235	245
19	0	1:21.724	27.246	179	21.033	224	33.445	238	247	41	0	1:22.200	27.193	179	21.228	223	33.779	234	244
20	0	1:21.767	27.225	179	21.127	222	33.415	237	248	42	0	1:22.486	27.514	178	21.211	223	33.761	234	243
21	0	1:21.659	27.085	178	20.914	225	33.660	237	247	43	0	1:22.646	27.514	178	21.220	224	33.912	234	243
22	0	1:21.609	27.082	179	21.071	223	33.456	237	247	44	0	1:22.506	27.548	179	21.264	222	33.694	225	243
<b>8</b>		Luca Engstler		Liqui Moly Team Engstler					theoretical best time:										
1		185																	
<b>9</b>		Tim Heinemann		Toksport WRT					theoretical best time: 1:22.099										
1	0	1:45.691	36.745	175	22.367	215	46.579	110	208	8	0	1:22.251	27.212	177	21.198	218	33.841	233	242
2	0	2:03.334	38.275	97	33.900	124	51.159	127	112	9	0	1:22.415	27.318	177	21.147	219	33.950	234	242
3	0	2:02.529	39.808	98	34.118	114	48.603	109	135	10	0	1:22.346	27.364	176	21.199	219	33.783	233	243
4	0	1:49.390	45.332	78	27.612	155	36.446	232	101	11	0	1:22.525	27.619	174	21.104	219	33.802	233	242
5	0	1:24.175	28.019	175	21.601	218	34.555	228	242	12	0	1:22.761	27.297	175	21.208	219	34.256	234	243
6	0	1:23.419	28.268	176	21.298	220	33.853	232	237	13	0	1:23.746	28.346	176	21.298	220	34.102	233	243
7	0	1:22.705	27.461	175	21.292	219	33.952	233	241	14	0	1:32.838	31.980	175	21.211	219	39.647	50	243









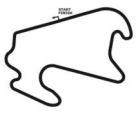
### Sector List

Lap Id	Time	SE1	SP1	SE2	SP2	SE3	SP3	TSP	Lap Id	Time	SE1	SP1	SE2	SP2	SE3	SP3	TSP		
<b>24</b>		Ayhancan Güven								Team75 Motorsport							theoretical best time: 1:21.751		
1	0	1:43.674	35.982	175	22.742	213	44.950	117	195	23	0	1:21.963	27.259	177	21.016	220	33.688	234	242
2	0	2:02.335	37.526	99	33.671	109	51.138	141	144	24	0	1:22.263	27.359	176	21.083	219	33.821	234	242
3	0	2:03.209	40.006	94	33.257	115	49.946	102	145	25	0	1:23.004	27.870	177	21.187	219	33.947	233	243
4	0	1:49.896	44.282	76	27.519	144	38.095	235	133	26	0	1:22.125	27.212	176	21.135	219	33.778	233	242
5	0	1:24.498	28.443	175	21.709	218	34.346	235	<b>244</b>	27	0	<b>1:21.869</b>	27.218	176	21.004	220	33.647	234	242
6	0	1:23.366	27.554	177	21.726	219	34.086	230	244	28	0	1:22.085	27.177	176	21.075	219	33.833	234	243
7	0	1:22.799	27.971	176	21.134	<b>221</b>	33.694	234	240	29	0	1:22.294	27.509	176	<b>21.000</b>	219	33.785	234	242
8	0	1:22.503	27.287	176	21.428	219	33.788	235	244	30	0	1:22.147	27.219	177	21.130	219	33.798	235	243
9	0	1:22.289	27.340	177	21.198	219	33.751	234	244	31	0	1:22.894	27.228	177	21.422	218	34.244	235	244
10	0	1:22.333	27.276	176	21.135	220	33.922	<b>235</b>	244	32	0	1:22.267	27.267	176	21.154	219	33.846	234	243
11	0	1:22.289	27.321	176	21.162	219	33.806	235	244	33	0	1:22.243	27.184	177	21.187	219	33.872	234	243
12	0	1:24.157	27.495	177	21.531	218	35.131	232	244	34	0	1:23.199	27.329	177	21.430	221	34.440	235	243
13	0	1:22.862	27.889	176	21.171	219	33.802	233	242	35	0	1:23.594	28.018	177	21.338	220	34.238	234	244
14	0	1:24.837	27.352	176	21.177	219	36.308	50	242	36	0	1:24.120	27.858	<b>177</b>	21.555	221	34.707	234	243
15	0	1:57.678	1:02.022	174	21.510	216	34.146	231		37	0	1:22.595	27.380	177	21.254	219	33.961	234	242
16	0	1:22.064	27.366	176	21.103	217	<b>33.595</b>	234	241	38	0	1:22.718	27.386	177	21.365	217	33.967	233	243
17	0	1:23.199	27.535	176	21.705	214	33.959	234	243	39	0	1:22.677	27.387	177	21.347	221	33.943	233	242
18	0	1:22.212	27.465	176	21.083	219	33.664	233	242	40	0	1:23.005	27.669	176	21.426	218	33.910	232	241
19	0	1:22.061	<b>27.156</b>	176	21.202	219	33.703	233	242	41	0	1:23.133	27.578	176	21.498	220	34.057	231	240
20	0	1:22.278	27.574	177	21.012	219	33.692	233	242	42	0	1:23.099	27.463	177	21.475	220	34.161	232	239
21	0	1:22.346	27.208	176	21.171	218	33.967	232	241	43	0	1:22.907	27.571	177	21.256	220	34.080	232	240
22	0	1:22.307	27.240	175	21.177	218	33.890	233	242	44	0	1:23.264	27.755	176	21.383	219	34.126	232	240
<b>27</b>		David Schumacher								Mercedes-AMG Team WINWARD							theoretical best time: 1:21.827		
1	0	1:46.631	37.209	174	22.480	217	46.942	115	181	14	0	1:22.831	27.711	177	21.255	220	33.865	236	245
2	0	2:03.484	38.620	93	33.666	125	51.198	133	104	15	0	1:22.549	27.407	177	21.491	220	33.651	236	246
3	0	2:02.583	40.148	104	34.110	115	48.325	117	136	16	0	1:22.901	27.793	177	21.438	220	33.670	236	246
4	0	1:49.034	46.006	82	27.639	151	35.389	235	85	17	0	1:22.460	<b>27.241</b>	178	21.371	219	33.848	236	246
5	0	1:24.099	28.187	176	21.804	219	34.108	<b>237</b>	245	18	0	1:22.359	27.494	177	21.132	220	33.733	235	245
6	0	1:24.562	28.237	178	22.127	206	34.198	235	<b>247</b>	19	0	1:22.390	27.538	178	21.137	220	33.715	235	245
7	0	1:23.127	27.595	177	21.601	220	33.931	234	244	20	0	1:22.344	27.557	178	21.144	221	33.643	234	244
8	0	<b>1:22.026</b>	27.440	178	<b>21.077</b>	221	<b>33.509</b>	235	244	21	0	1:22.627	27.498	178	21.364	220	33.765	233	243
9	0	1:22.432	27.375	177	21.124	<b>221</b>	33.933	236	245	22	0	1:22.237	27.335	<b>178</b>	21.192	220	33.710	234	242
10	0	1:22.780	27.970	177	21.258	219	33.552	236	245	23	0	1:22.633	27.653	175	21.307	220	33.673	234	243
11	0	1:22.444	27.544	178	21.339	220	33.561	236	245	24	0	1:22.645	27.558	178	21.368	221	33.719	234	242
12	0	1:22.649	27.473	177	21.395	219	33.781	236	246	25	0	1:27.496	27.851	177	21.357	220	38.288	50	243
13	0	1:24.230	28.450	176	22.008	219	33.772	235	247										









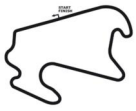
### Sector List

Lap Id	Time	SE1	SP1	SE2	SP2	SE3	SP3	TSP	Lap Id	Time	SE1	SP1	SE2	SP2	SE3	SP3	TSP						
<b>83</b>		Patric Niederhauser								Tresor Orange 1							theoretical best time: 1:21.820						
1	0	1:44.783	36.365	175	22.562	218	45.856	118	197	13	0	1:22.093	27.205	177	21.210	220	33.678	234	244				
2	0	2:03.132	38.031	88	33.619	93	51.482	137	138	14	0	<b>1:22.011</b>	27.174	176	<b>21.142</b>	220	33.695	234	244				
3	0	2:02.533	39.645	94	34.080	108	48.808	108	128	15	0	1:22.231	27.207	176	21.383	218	33.641	235	244				
4	0	1:49.348	44.847	102	27.598	169	36.903	235	111	16	0	1:22.267	<b>27.049</b>	177	21.538	220	33.680	236	245				
5	0	1:24.809	28.335	176	21.982	218	34.492	233	244	17	0	1:22.151	27.117	177	21.405	219	<b>33.629</b>	235	246				
6	0	1:22.841	27.376	176	21.421	220	34.044	<b>236</b>	244	18	0	1:22.090	27.145	177	21.311	219	33.634	233	245				
7	0	1:22.868	27.793	176	21.336	220	33.739	234	<b>247</b>	19	0	1:22.316	27.194	177	21.327	220	33.795	232	242				
8	0	1:22.423	27.288	177	21.384	219	33.751	235	244	20	0	1:22.227	27.187	177	21.156	219	33.884	232	242				
9	0	1:22.379	27.413	176	21.248	220	33.718	235	245	21	0	1:24.655	27.343	177	21.195	219	36.117	50	241				
10	0	1:22.304	27.306	177	21.180	<b>220</b>	33.818	235	245	22	0	1:54.651	59.016	174	21.655	217	33.980	231					
11	0	1:22.089	27.234	177	21.203	220	33.652	236	244	23									240				
12	0	1:23.539	27.393	<b>178</b>	21.643	219	34.503	234	246														

<b>84</b>		Jusuf Owega								Mercedes-AMG Team BWT							theoretical best time: 1:21.484						
1	1	1:42.971	35.699	177	22.161	219	45.111	119	187	23	1	1:21.715	27.277	178	21.023	223	33.415	235	244				
2	1	2:02.075	37.368	95	33.860	106	50.847	144	153	24	1	1:21.713	27.228	179	21.065	223	33.420	234	244				
3	1	2:03.581	40.181	93	33.408	126	49.992	101	149	25	1	1:21.757	27.298	178	21.114	223	33.345	234	244				
4	1	1:50.044	43.421	100	27.932	180	38.691	234	136	26	1	1:21.854	27.432	178	21.089	224	<b>33.333</b>	235	244				
5	1	1:24.298	28.497	177	21.836	220	33.965	235	243	27	1	1:21.808	27.329	178	<b>20.968</b>	224	33.511	235	244				
6	1	1:23.331	28.011	178	21.599	222	33.721	235	245	28	1	1:21.731	27.315	178	21.027	224	33.389	236	244				
7	1	1:22.494	27.653	178	21.232	223	33.609	234	244	29	1	<b>1:21.678</b>	27.266	178	20.996	<b>225</b>	33.416	236	245				
8	1	1:22.721	27.458	178	21.625	223	33.638	234	245	30	1	1:22.045	27.396	179	21.198	222	33.451	236	247				
9	1	1:22.091	27.381	178	21.197	223	33.513	234	244	31	1	1:21.930	27.314	179	21.141	223	33.475	236	246				
10	1	1:22.146	27.404	178	21.237	222	33.505	235	245	32	1	1:22.500	27.821	178	21.146	223	33.533	236	247				
11	1	1:22.720	27.530	178	21.355	222	33.835	<b>236</b>	246	33	1	1:21.987	27.361	179	21.138	223	33.488	235	245				
12	1	1:22.661	27.482	178	21.618	222	33.561	236	<b>247</b>	34	1	1:22.723	27.511	178	21.147	224	34.065	216	245				
13	1	1:21.915	27.249	179	21.196	222	33.470	236	247	35	1	1:24.809	28.180	179	22.613	209	34.016	234	226				
14	1	1:22.143	27.433	178	21.238	222	33.472	236	247	36	1	1:22.521	27.641	179	21.157	223	33.723	235	244				
15	1	1:22.195	27.404	178	21.218	221	33.573	235	245	37	1	1:22.315	27.474	180	21.224	222	33.617	236	245				
16	1	1:22.366	27.411	179	21.519	221	33.436	236	246	38	1	1:22.250	27.547	<b>180</b>	21.116	223	33.587	236	246				
17	1	1:24.284	<b>27.183</b>	179	21.153	222	35.948	50	245	39	1	1:22.147	27.438	180	21.164	224	33.545	235	245				
18	1	1:53.583	57.884	175	21.862	219	33.837	234		40	1	1:22.060	27.336	179	21.110	224	33.614	234	245				
19	1	1:22.229	27.537	178	21.258	222	33.434	235	244	41	1	1:22.247	27.281	179	21.276	224	33.690	233	243				
20	1	1:22.077	27.298	179	21.183	223	33.596	235	245	42	1	1:22.316	27.420	179	21.170	224	33.726	233	242				
21	1	1:23.022	28.327	178	21.190	222	33.505	234	238	43	1	1:22.511	27.401	179	21.244	224	33.866	234	243				
22	1	1:21.799	27.352	178	21.101	222	33.346	234	244	44	1	1:23.065	27.605	180	21.366	223	34.094	216	244				





**Top speed list  
Provisional**

#	Name (NAT)	Team	Car name	Speed	Lap	Race time
33	Rene Rast	Schubert Motorsport (DEU)	BMW M4 GT3	253.44	31	43:43.075
56	Sandro Holzem	Project 1 (DEU)	BMW M4 GT3	252.25	16	22:57.683
1	Sheldon van der Linde	Schubert Motorsport (DEU)	BMW M4 GT3	251.07	11	15:49.894
11	Marco Wittmann	Project 1 (DEU)	BMW M4 GT3	250.48	11	15:55.734
69	Thierry Vermeulen	EMIL FREY RACING (CHE)	Ferrari 296 GT3	249.90	10	14:31.870
14	Jack Aitken	EMIL FREY RACING (CHE)	Ferrari 296 GT3	248.75	18	25:52.951
7	Ricardo Feller	ABT Sportsline (DEU)	Audi R8 LMS GT3 EVO II	248.75	32	45:04.275
63	Clemens Schmid	GRT Grasser-Racing-Team (AUT)	Lamborghini Huracan GT3 EVO 2	248.17	11	15:55.588
48	Maro Engel	Mercedes-AMG Team MANN-FILTER (DEU)	Mercedes-AMG GT3	248.17	14	20:11.168
92	Mirko Bortolotti	SSR Performance (DEU)	Lamborghini Huracan GT3 EVO 2	248.17	16	22:35.856
40	Mattia Drudi	Tresor Orange 1 (DEU)	Audi R8 LMS GT3 EVO II	247.60	6	9:07.229
27	David Schumacher	Mercedes-AMG Team WINWARD (DEU)	Mercedes-AMG GT3	247.60	6	9:07.557
83	Patric Niederhauser	Tresor Orange 1 (DEU)	Audi R8 LMS GT3 EVO II	247.60	7	10:29.171
3	Kelvin van der Linde	ABT Sportsline (DEU)	Audi R8 LMS GT3 EVO II	247.60	18	25:55.114
22	Lucas Auer	Mercedes-AMG Team WINWARD (DEU)	Mercedes-AMG GT3	247.60	18	25:57.887
4	Luca Stolz	Mercedes-AMG Team HRT (DEU)	Mercedes-AMG GT3	247.60	18	25:59.250
84	Jusuf Owega	Mercedes-AMG Team BWT (DEU)	Mercedes-AMG GT3	247.03	12	17:20.198
19	Maximilian Paul	GRT Grasser-Racing-Team (AUT)	Lamborghini Huracan GT3 EVO 2	246.46	13	18:41.842
6	Alessio Deledda	SSR Performance (DEU)	Lamborghini Huracan GT3 EVO 2	246.46	31	44:29.185
36	Arjun Maini	Mercedes-AMG Team HRT (DEU)	Mercedes-AMG GT3	245.90	13	18:50.100
91	Thomas Preining	Manthey EMA (DEU)	Porsche 911 GT3 R	245.90	16	22:59.896
99	Marvin Dienst	Toksport WRT (DEU)	Porsche 911 GT3 R	245.34	13	18:45.620
24	Ayhancan Güven	Team75 Motorsport (DEU)	Porsche 911 GT3 R	244.78	5	7:40.855
90	Dennis Olsen	Manthey EMA (DEU)	Porsche 911 GT3 R	244.78	5	7:41.141
75	Laurin Heinrich	Team75 Motorsport (DEU)	Porsche 911 GT3 R	244.22	7	10:29.737
9	Tim Heinemann	Toksport WRT (DEU)	Porsche 911 GT3 R	243.67	10	14:37.656
8	Luca Engstler	LIQUI MOLY Team Engstler (DEU)	Audi R8 LMS GT3 EVO II	185.27	1	6.057
94	Franck Perera	SSR Performance (DEU)	Lamborghini Huracan GT3 EVO 2	184.00	1	6.251