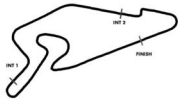


Lap Chart Provisional

Lap/Pl.	1	2	3	4	5	6	7	8	9	10	11	12	13	14	15	16	17	18	19	20	21	22	23	24	25	26
LAP 1	7	1	27	22	48	14	9	90	3	75	19	33	84	36	8	91	56	4	63	40	69	94	6	.83	.11'	
LAP 2	7	27	22	9	14	48	19	8	91	75	1	84	69	36	4	40	94	56	6	63	33	.3	.90	83	11'	
LAP 3	7	27	22	9	14	48	19	8	75	91	69	84	36	4	40	94	1	56	6	63	33	83	3	11'		
LAP 4	7	27	22	9	14	48	19	8	75	91	69	84	36	4	40	94	1	63	33	6	56	83	3	11'		
LAP 5	7	27	22	9	14	48	19	75	8	91	4	69	40	84	94	1	63	33	6	56	36	83	3	11'		
LAP 6	7	27	22	9	14	19	8	75	48	4	91	40	84	69	1	94	33	63	6	36	56	83	3	11'		
LAP 7	22	27	7	9	19	8	14	75	4	48	91	84	69	1	33	63	94	40	36	56	6	83	3	11'		
LAP 8	22	27	9	7	8	19	75	14	4	48	84	91	69	94	40	1	33	63	36	56	6	83	3	11'		
LAP 9	22	27	9	7	19	8	75	4	48	84	91	94	69	40	36	33	1	63	56	6	14	83	3	11'		
LAP 10	22	9	27	19	8	4	7	75	48	84	91	94	40	69	36	33	1	63	56	6	14	83	3	11'		
LAP 11	22	9	27	19	8	4	75	7	48	84	91	94	40	69	36	56	6	33	1	63	14	3	.83'	.11'		
LAP 12	22	9	27	19	8	4	75	48	84	94	91	.7	40	69	36	56	6	14	33	.1	.63	.3'	83'	11'		
LAP 13	22	9	19	27	8	4	75	48	84	94	91	40	36	69	6	.56	14	7	.33	1	63'	83'	3'	11'		
LAP 14	22	19	9	27	8	4	75	48	84	94	91	40	36	69	6	14	7	56	1'	63'	33'	83'	3'	11'		
LAP 15	22	19	9	8	75	.27	48	84	94	91	.4	40	36	69	6	14	7	56	1'	63'	33'	83'	3'	11'		
LAP 16	22	19	8	75	.9	48	94	91	84	40	69	.36	6	14	27	7	4	56	1'	63'	33'	83'	3'	11'		
LAP 17	22	19	8	75	48	91	94	84	40	69	9	6	14	7	27	4	36	56	1'	63'	33'	83'	3'	11'		
LAP 18	22	19	8	75	48	91	84	.94	.40	69	9	6	14	7	27	4	36	56	1'	63'	33'	83'	3'	11'		
LAP 19	22	19	8	75	48	.91	.84	69	9	7	14	27	94	.6	40	4	36	56	1'	63'	33'	83'	3'	11'		
LAP 20	22	19	8	75	.48	69	91	9	7	27	94	84	.14	40	4	36	56	6	1'	63'	33'	83'	3'	11'		
LAP 21	22	19	75	.8	69	48	91	7	9	27	94	84	40	4	36	56	14	1'	63'	33'	83'	3'	11'			
LAP 22	22	.19	.75	8	.69	48	91	7	9	27	94	84	40	4	36	56	14	1	63'	33'	.83'	3'	11'			
LAP 23	22	19	75	8	48	91	7	69	9	27	94	84	40	4	36	56	14	1	.63'	33'	3'	11'				
LAP 24	22	19	75	8	48	91	7	69	9	27	94	40	84	4	36	56	14	1	33'	3'	11'					
LAP 25	22	19	75	8	48	91	7	69	9	27	94	40	84	4	36	56	14	1	33'	3'	11'					
LAP 26	22	19	75	48	8	91	7	69	9	27	94	40	4	36	84	56	14	1	33'	3'	11'					
LAP 27	19	22	75	48	91	8	7	69	9	27	94	40	4	36	84	56	1	14	33'	3'	11'					
LAP 28	19	22	75	48	91	7	8	69	27	9	94	40	4	36	84	56	1	14	33'	3'	11'					
LAP 29	19	22	75	48	91	7	8	69	27	94	9	40	36	4	84	56	1	14	33'	3'	11'					
LAP 30	19	22	75	48	91	7	8	69	27	94	40	9	36	4	84	56	1	14	33'	3'	11'					
LAP 31	19	75	22	48	91	7	8	69	27	94	40	9	4	84	56	1	14	33'	3'	11'						
LAP 32	19	75	22	48	91	7	8	69	27	94	40	9	4	84	56	1	14	33'	3'	11'						
LAP 33	19	75	22	48	91	7	8	69	27	94	40	9	4	84	56	1	14	SC	33'	3'	11'					
LAP 34	19	75	22	48	91	7	8	69	27	94	40	9	4	84	56	1	14	33'	3'	11'						
LAP 35	19	75	22	48	91	7	8	69	27	94	SC															

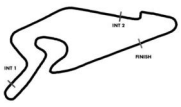


Lap Chart
Provisional

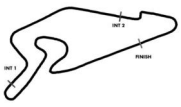
Lap/Pl.	1	2	3	4	5	6	7	8	9	10	11	12	13	14	15	16	17	18	19	20	21	22	23	24	25	26
LAP 35	40	9	4	84	56	1	14																			

. - PIT STOP

' - LAP BEHIND

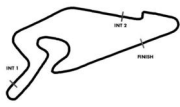
**DMSB****Pit Stops
Provisional**

Nr.	Driver	Man.	Nat.	Day time in	Time in	Lap in	Day time out	Time out	Stop Time	Reason	Net Time
11	Marco Wittmann			13:32:11.897	3.442	1	13:34:55.893	2:47.438	7.9	Technical	2:43.996
83	Patric Niederhauser			13:34:38.633	2:30.178	1	13:35:17.673	3:09.218	7.7	Technical	39.040
3	Kelvin van der Linde			13:36:30.247	4:21.792	2	13:37:07.775	4:59.320	6.6	Technical	37.528
90	Dennis Olsen			13:36:52.476	4:44.021	2				Technical	
83	Patric Niederhauser			13:53:02.993	20:54.538	11	13:53:41.709	21:33.254	7.3		38.716
7	Ricardo Feller			13:53:15.610	21:07.155	12	13:53:53.897	21:45.442	6.7		38.287
1	Sheldon van der Linde			13:54:04.484	21:56.029	12	13:54:42.720	22:34.265	6.8		38.236
63	Clemens Schmid			13:54:05.234	21:56.779	12	13:54:48.873	22:40.418	10.6		43.639
11	Marco Wittmann			13:54:08.432	21:59.977	11	13:54:48.470	22:40.015	8.4		40.038
3	Kelvin van der Linde			13:55:02.438	22:53.983	12	13:55:41.986	23:33.531	7.9		39.548
56	Sandro Holzem			13:55:32.214	23:23.759	13	13:56:12.506	24:04.051	8.3		40.292
33	Rene Rast			13:56:01.760	23:53.305	13	13:56:40.972	24:32.517	6.9		39.212
27	David Schumacher			13:58:20.058	26:11.603	15	13:59:01.146	26:52.691	5.7		41.088
4	Luca Stolz			13:58:27.288	26:18.833	15	13:59:05.374	26:56.919	8.0		38.086
9	Tim Heinemann			14:00:04.311	27:55.856	16	14:00:42.230	28:33.775	7.3		37.919
36	Arjun Maini			14:00:23.585	28:15.130	16	14:01:01.268	28:52.813	7.3		37.683
94	Franck Perera			14:03:45.219	31:36.764	18	14:04:22.919	32:14.464	6.6		37.700
40	Mattia Drudi			14:03:51.862	31:43.407	18	14:04:30.401	32:21.946			38.539
91	Thomas Preining			14:05:30.356	33:21.901	19	14:06:09.486	34:01.031	8.1		39.130
84	Jusuf Owega			14:05:34.459	33:26.004	19	14:06:13.124	34:04.669	6.4		38.665
6	Alessio Deledda			14:06:11.345	34:02.890	19	14:06:50.032	34:41.577	6.9		38.687
48	Maro Engel			14:07:11.838	35:03.383	20	14:07:50.228	35:41.773	7.3		38.390
14	Jack Aitken			14:08:02.078	35:53.623	20	14:08:40.988	36:32.533	5.7		38.910
8	Luca Engstler			14:08:55.173	36:46.718	21	14:09:34.470	37:26.015	7.6		39.297
22	Lucas Auer			14:11:11.590	39:03.135	22	14:11:50.857	39:42.402	7.4		39.267
19	Maximilian Paul			14:11:13.726	39:05.271	22	14:11:53.854	39:45.399	2.2		40.128
75	Laurin Heinrich			14:11:14.933	39:06.478	22	14:11:57.992	39:49.537	12.2		43.059
69	Thierry Vermeulen			14:12:10.104	40:01.649	22	14:12:50.745	40:42.290			40.641
83	Patric Niederhauser			14:14:57.238	42:48.783	22					
63	Clemens Schmid			14:16:11.036	44:02.581	23					



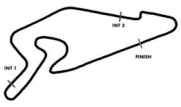
Sector List

Table with columns: Lap Id, Time, SE1, SP1, SE2, SP2, SE3, SP3, TSP, Lap Id, Time, SE1, SP1, SE2, SP2, SE3, SP3, TSP. Rows include drivers Sheldon van der Linde, Kelvin van der Linde, and Luca Stolz with their respective lap times and sector data.



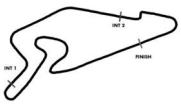
Sector List

Lap Id	Time	SE1	SP1	SE2	SP2	SE3	SP3	TSP	Lap Id	Time	SE1	SP1	SE2	SP2	SE3	SP3	TSP		
6 Alessio Deledda									SSR Performance theoretical best time: 1:38.760										
1	0	2:32.886	1:25.026	105	33.619	91	34.241	99	91	12	0	1:44.591	53.650	116	26.000	229	24.941	182	229
2	0	1:46.647	57.871	118	24.025	233	24.751	182	233	13	0	1:44.103	53.749	113	25.498	230	24.856	181	230
3	0	1:39.915	51.685	119	23.841	231	24.389	181	231	14	0	1:44.592	53.674	112	25.781	229	25.137	182	229
4	0	1:41.126	52.283	103	23.935	233	24.908	184	233	15	0	1:44.846	53.890	118	25.747	230	25.209	179	230
5	0	1:39.226	50.888	119	23.483	232	24.855	182	232	16	0	1:46.297	54.784	115	26.299	227	25.214	183	227
6	0	1:39.878	51.171	116	23.863	231	24.844	182	231	17	0	1:46.477	54.687	113	26.310	215	25.480	182	215
7	0	1:54.507	1:03.389	114	25.151	229	25.967	181	229	18	0	1:47.678	55.222	105	27.058	201	25.398	180	201
8	0	1:44.101	53.789	117	25.315	231	24.997	183	231	19	0	1:53.122	56.838	109	26.802	206	29.482		206
9	0	1:45.038	53.284	116	25.484	232	26.270	182	232	20	0	2:24.004	1:30.561	113	27.680	208	25.763	182	208
10	0	1:44.990	53.376	113	26.539	227	25.075	182	227	21									
11	0	1:47.447	54.753	111	26.630	221	26.064	183	221										
7 Ricardo Feller									ABT Sportsline theoretical best time: 1:37.016										
1	0	2:28.459	1:05.185	100	43.461	74	39.813	81	74	19	0	1:47.857	55.864	113	26.592	218	25.401	183	218
2	0	1:40.893	54.007	126	23.292	233	23.594	184	233	20	0	1:45.051	53.922	123	25.863	227	25.266	184	227
3	0	1:37.567	50.130	121	23.667	232	23.770	184	232	21	0	1:51.729	53.730	121	25.325	233	32.674	79	233
4	0	1:38.183	50.611	120	23.713	233	23.859	182	233	22	0	2:46.140	1:21.013	78	47.817	79	37.310	79	79
5	0	1:39.005	50.844	123	24.023	232	24.138	183	232	23	0	2:12.908	1:21.149	78	27.291	231	24.468	183	231
6	0	1:39.775	51.185	117	24.286	232	24.304	181	232	24	0	1:43.546	53.554	125	25.493	231	24.499	184	231
7	0	1:42.364	52.542	114	25.136	229	24.686	178	229	25	0	1:43.709	53.796	120	25.431	232	24.482	183	232
8	0	1:43.581	53.808	114	25.274	233	24.499	177	233	26	0	1:43.612	53.561	123	25.414	232	24.637	183	232
9	0	1:43.431	53.497	110	25.453	232	24.481	183	232	27	0	1:43.754	53.480	118	25.351	232	24.923	185	232
10	0	1:44.708	54.321	118	25.495	233	24.892	179	233	28	0	1:42.677	53.084	125	25.006	233	24.587	184	233
11	0	1:44.728	53.823	111	25.615	232	25.290	180	232	29	0	1:42.728	53.004	123	25.121	234	24.603	184	234
12	0	1:48.914	54.111	116	25.530	233	29.273		233	30	0	1:43.435	53.401	124	25.434	233	24.600	182	233
13	0	2:19.510	1:28.311	118	26.469	227	24.730	185	227	31	0	1:42.581	52.945	123	25.097	234	24.539	183	234
14	0	1:44.346	53.980	124	25.933	232	24.433	185	232	32	0	1:43.780	53.500	121	25.427	232	24.853	184	232
15	0	1:44.293	53.812	120	25.627	233	24.854	181	233	33	0	1:47.473	54.297	120	26.523	179	26.653	183	179
16	0	1:44.979	54.218	122	26.003	231	24.758	184	231	34	0	2:10.234	58.959	80	36.974	123	34.301	94	123
17	0	1:45.332	54.536	118	25.780	230	25.016	183	230	35	0	2:18.904	1:11.171	82	36.085	122	31.648	155	122
18	0	1:45.846	54.521	116	26.158	219	25.167	183	219										
8 Luca Engstler									Liqui Moly Team Engstler theoretical best time: 1:36.591										
1	0	2:31.197	1:18.393	85	36.038	69	36.766	93	69	19	0	1:46.234	55.445	109	25.825	219	24.964	179	219
2	0	1:43.005	56.221	120	23.252	234	23.532	185	234	20	0	1:46.216	55.260	113	25.908	225	25.048	179	225
3	0	1:37.391	50.555	120	23.354	236	23.482	183	236	21	0	1:50.909	55.032	110	26.114	225	29.763		225
4	0	1:39.078	50.951	124	24.192	218	23.935	183	218	22	0	3:12.964	1:46.394	78	48.402	78	38.168	78	78
5	0	1:39.350	51.581	111	24.023	234	23.746	183	234	23	0	2:20.557	1:22.941	78	34.168	219	23.448	181	219
6	0	1:38.882	51.102	116	23.837	234	23.943	183	234	24	0	1:47.898	56.419	113	26.371	225	25.108	181	225
7	0	1:40.219	51.793	119	24.699	232	23.727	183	232	25	0	1:47.772	56.240	115	26.289	229	25.243	182	229
8	0	1:41.730	52.483	115	24.901	232	24.346	184	232	26	0	1:45.983	55.909	117	25.829	231	24.245	178	231
9	0	1:42.946	52.624	117	25.662	225	24.660	185	225	27	0	1:47.679	56.728	122	26.013	231	24.938	183	231
10	0	1:42.368	53.030	114	25.129	230	24.209	183	230	28	0	1:45.837	55.047	122	25.698	232	25.092	183	232
11	0	1:42.161	52.875	116	25.043	231	24.243	184	231	29	0	1:45.568	54.728	120	25.927	230	24.913	178	230
12	0	1:42.204	53.057	118	25.049	231	24.098	181	231	30	0	1:46.074	54.899	118	25.848	231	25.327	179	231
13	0	1:43.482	53.457	117	25.446	232	24.579	182	232	31	0	1:45.190	54.440	124	25.768	229	24.982	182	229
14	0	1:44.243	53.788	120	25.795	229	24.660	181	229	32	0	1:43.965	55.203	118	25.978	227	22.784	178	227
15	0	1:43.959	53.769	119	25.701	231	24.489	182	231	33	0	1:51.313	57.121	101	27.626	210	26.566	178	210
16	0	1:45.849	54.495	120	25.768	226	25.586	182	226	34	0	1:55.706	56.855	107	28.057	183	30.794	95	183
17	0	1:45.150	54.600	114	25.983	228	24.567	182	228	35	0	2:18.535	1:11.462	83	35.822	124	31.251	146	124
18	0	1:44.679	54.590	117	25.591	226	24.498	179	226										



Sector List

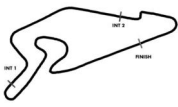
Table with columns: Lap Id, Time, SE1, SP1, SE2, SP2, SE3, SP3, TSP. Rows include drivers: Tim Heinemann (Toksport WRT), Marco Wittmann (Project 1), and Jack Aitken (EMIL FREY RACING). Each row shows lap times and sector times for 18 laps.



Sector List

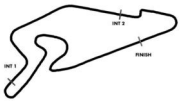
Lap Id	Time	SE1	SP1	SE2	SP2	SE3	SP3	TSP	Lap Id	Time	SE1	SP1	SE2	SP2	SE3	SP3	TSP		
19		Maximilian Paul								GRT Grasser-Racing-Team							theoretical best time: 1:37.475		
1	0	2:30.615	1:15.519	98	37.100	73	37.996	88	73	19	0	1:46.940	54.650	115			182		
2	0	1:43.153	55.879	120	23.513	235	23.761	185	235	20	0	1:46.020	55.019	117	26.132	218	24.869	181	218
3	0	1:37.475	50.757	121	23.207	235	23.511	183	235	21	0	1:44.652	54.241	118	25.730	224	24.681	183	224
4	0	1:39.383	51.435	125	23.871	229	24.077	183	229	22	0	2:25.745	1:00.530	79	47.295	79	37.920		79
5	0	1:38.773	51.328	121	23.723	233	23.722	181	233	23	0	3:03.116	1:45.919	79	47.374	79	29.823	183	79
6	0	1:38.149	50.934	120	23.561	235	23.654	184	235	24	0	1:47.040	55.425	120	26.369	218	25.246	185	218
7	0	1:41.028	51.618	124	24.294	235	25.116	159	235	25	0	1:45.859	54.746	118	26.025	229	25.088	182	229
8	0	1:42.594	53.471	114	24.742	234	24.381	185	234	26	0	1:45.926	55.101	119	25.898	225	24.927	183	225
9	0	1:42.415	52.699	121	25.367	222	24.349	183	222	27	0	1:44.870	54.569	117	25.389	231	24.912	183	231
10	0	1:41.707	52.751	122	24.663	235	24.293	183	235	28	0	1:43.709	53.418	122	25.387	231	24.904	185	231
11	0	1:42.011	52.687	117	25.058	233	24.266	182	233	29	0	1:43.114	53.200	124	25.206	232	24.708	182	232
12	0	1:42.009	52.550	118	25.130	233	24.329	183	233	30	0	1:43.505	53.501	123	25.326	232	24.678	184	232
13	0	1:43.016	53.130	123	25.326	232	24.560	184	232	31	0	1:43.388	53.303	123	25.389	231	24.696	183	231
14	0	1:43.128	53.299	121	25.285	234	24.544	184	234	32	0	1:43.787	53.448	119	25.582	223	24.757	183	223
15	0	1:45.440	54.046	119	26.199	231	25.195	181	231	33	0	1:48.576	54.245	109	27.522	177	26.809	179	177
16	0	1:46.353	54.708	119	26.487	222	25.158	181	222	34	0	2:18.770	1:08.331	83	36.502	140	33.937	130	140
17	0	1:44.226	53.587	122	25.623	230	25.016	186	230	35	0	2:20.282	1:12.366	80	36.460	136	31.456	173	136
18	0	1:44.839	54.270	115	25.703	230	24.866	183	230										

22		Lucas Auer								Mercedes-AMG Team WINWARD							theoretical best time: 1:37.312		
1	0	2:29.137	1:08.018	88	41.512	75	39.607	82	75	19	0	1:45.958	55.104	113	25.920	221	24.934	182	221
2	0	1:42.780	55.777	123	23.565	234	23.438	185	234	20	0	1:45.424	54.520	115	25.856	223	25.048	183	223
3	0	1:37.621	50.452	123	23.547	234	23.622	184	234	21	0	1:44.857	54.381	117	25.605	226	24.871	183	226
4	0	1:37.647	50.327	124	23.721	234	23.599	185	234	22	0	2:26.536	1:00.877	80	46.794	79	38.865		79
5	0	1:38.140	50.681	124	23.915	234	23.544	184	234	23	0	3:02.532	1:44.549	79	47.595	79	30.388	180	79
6	0	1:39.298	51.104	123	23.971	232	24.223	184	232	24	0	1:48.758	56.611	114	26.650	224	25.497	182	224
7	0	1:40.671	52.022	119	24.674	233	23.975	184	233	25	0	1:46.455	55.198	113	26.012	230	25.245	181	230
8	0	1:41.553	52.425	121	24.675	232	24.453	184	232	26	0	1:45.854	55.048	117	25.936	231	24.870	183	231
9	0	1:41.758	52.450	118	25.068	231	24.240	184	231	27	0	1:46.608	55.541	116	25.799	231	25.268	181	231
10	0	1:41.676	52.210	118	24.850	232	24.616	183	232	28	0	1:45.167	54.403	120	25.787	231	24.977	181	231
11	0	1:42.422	52.862	120	25.155	231	24.405	183	231	29	0	1:44.485	53.965	119	25.632	231	24.888	182	231
12	0	1:42.844	53.001	120	25.061	232	24.782	183	232	30	0	1:44.011	53.538	122	25.617	232	24.856	183	232
13	0	1:43.102	53.152	121	25.279	231	24.671	182	231	31	0	1:46.332	55.019	117	26.334	232	24.979	182	232
14	0	1:44.377	53.875	118	25.529	232	24.973	183	232	32	0	1:45.503	54.524	118	25.682	231	25.297	183	231
15	0	1:45.629	54.999	116	25.657	229	24.973	183	229	33	0	1:47.209	54.626	113	26.726	217	25.857	181	217
16	0	1:44.804	54.211	120	25.599	229	24.994	183	229	34	0	2:12.469	1:01.600	88	36.587	140	34.282	112	140
17	0	1:45.490	54.668	116	25.844	227	24.978	183	227	35	0	2:19.918	1:12.018	77	36.454	120	31.446	175	120
18	0	1:45.908	54.717	117	25.981	223	25.210	182	223										



Sector List

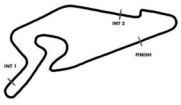
Table with columns: Lap Id, Time, SE1, SP1, SE2, SP2, SE3, SP3, TSP. Rows include drivers David Schumacher, Rene Rast, and Arjun Maini with their respective lap times and sector data.



Sector List

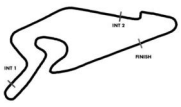
Lap Id	Time	SE1	SP1	SE2	SP2	SE3	SP3	TSP	Lap Id	Time	SE1	SP1	SE2	SP2	SE3	SP3	TSP						
40		Mattia Drudi								Tresor Orange 1							theoretical best time: 1:37.653						
1	0	2:32.137	1:20.691	88	34.715	77	36.731	93	77	19	0	2:23.294	1:30.722	108	27.238	218	25.334	180	218				
2	0	1:46.242	57.705	120	23.797	235	24.740	185	235	20	0	1:47.138	55.609	114	26.147	226	25.382	182	226				
3	0	1:38.748	51.147	126	23.550	235	24.051	184	235	21	0	2:01.325	54.972	118	28.787	77	37.566	80	77				
4	0	1:37.653	50.664	120	23.210	233	23.779	182	233	22	0	2:46.824	1:21.715	79	47.467	75	37.642	80	75				
5	0	1:38.448	50.868	119	23.512	233	24.068	181	233	23	0	2:09.830	1:17.585	112	27.042	223	25.203	183	223				
6	0	1:40.234	51.773	117	24.030	233	24.431	179	233	24	0	1:45.952	55.274	119	25.685	229	24.993	180	229				
7	0	1:45.600	56.034	114	24.949	233	24.617	181	233	25	0	1:45.142	54.339	114	25.737	231	25.066	183	231				
8	0	1:42.819	53.493	114	24.969	234	24.357	183	234	26	0	1:44.885	54.301	115	25.588	231	24.996	182	231				
9	0	1:42.798	53.070	115	25.112	233	24.616	181	233	27	0	1:44.485	53.746	124	25.677	231	25.062	181	231				
10	0	1:43.164	53.229	115	25.239	231	24.696	181	231	28	0	1:44.447	53.778	119	25.613	232	25.056	182	232				
11	0	1:43.216	53.237	117	25.337	231	24.642	181	231	29	0	1:44.306	53.527	120	25.532	232	25.247	182	232				
12	0	1:43.389	53.184	117	25.427	232	24.778	180	232	30	0	1:45.341	54.388	116	26.054	230	24.899	183	230				
13	0	1:43.396	53.165	121	25.409	230	24.822	181	230	31	0	1:44.144	53.567	117	25.703	231	24.874	181	231				
14	0	1:43.828	53.236	120	25.806	230	24.786	182	230	32	0	1:44.635	54.196	118	25.545	231	24.894	181	231				
15	0	1:44.276	53.270	119	26.040	224	24.966	179	224	33	0	1:48.433	56.089	113	26.329	206	26.015	179	206				
16	0	1:44.789	54.132	117	25.750	229	24.907	182	229	34	0	1:51.333	57.324	115	27.447	179	26.562	178	179				
17	0	1:45.659	54.474	116	26.050	227	25.135	180	227	35	0	2:11.257	1:03.832	90	36.244	109	31.181	174	109				
18	0	1:51.417	54.867	119	26.419	211	30.131		211														

Lap Id	Time	SE1	SP1	SE2	SP2	SE3	SP3	TSP	Lap Id	Time	SE1	SP1	SE2	SP2	SE3	SP3	TSP						
48		Maro Engel								Mercedes-AMG Team MANN-FILTER							theoretical best time: 1:37.617						
1	0	2:29.536	1:09.496	91	41.060	74	38.980	82	74	19	0	1:45.963	55.197	109	25.753	220	25.013	184	220				
2	0	1:43.781	56.668	125	23.502	234	23.611	185	234	20	0	1:49.542	55.280	104	25.685	227	28.577		227				
3	0	1:37.617	50.568	122	23.475	233	23.574	183	233	21	0	2:23.319	1:27.793	116	25.895	230	29.631	80	230				
4	0	1:39.359	51.511	122	23.880	233	23.968	183	233	22	0	2:45.324	1:20.612	78	47.607	79	37.105	80	79				
5	0	1:39.091	51.004	119	24.032	232	24.055	180	232	23	0	2:15.954	1:20.419	79	29.947	227	25.588	183	227				
6	0	1:41.222	51.954	118	24.627	226	24.641	182	226	24	0	1:43.940	53.909	119	25.305	231	24.726	185	231				
7	0	1:42.172	52.861	116	24.717	232	24.594	182	232	25	0	1:44.473	53.960	121	25.499	231	25.014	184	231				
8	0	1:41.976	52.555	119	24.749	232	24.672	184	232	26	0	1:43.882	53.924	121	25.215	231	24.743	184	231				
9	0	1:42.505	52.979	118	24.965	231	24.561	184	231	27	0	1:43.272	53.342	120	25.031	231	24.899	185	231				
10	0	1:41.929	52.393	122	24.927	233	24.609	185	233	28	0	1:43.088	53.179	123	25.096	232	24.813	184	232				
11	0	1:43.614	53.239	118	25.504	233	24.871	185	233	29	0	1:43.114	53.285	123	25.069	233	24.760	184	233				
12	0	1:43.390	53.419	121	25.312	232	24.659	186	232	30	0	1:42.730	53.056	126	25.085	231	24.589	184	231				
13	0	1:42.851	52.988	121	25.325	228	24.538	185	228	31	0	1:42.797	52.652	126	25.554	230	24.591	184	230				
14	0	1:43.278	53.069	120	25.256	232	24.953	186	232	32	0	1:44.046	53.233	122	25.506	230	25.307	181	230				
15	0	1:45.062	53.778	117	25.837	229	25.447	184	229	33	0	1:47.467	54.746	114	26.617	215	26.104	182	215				
16	0	1:43.450	53.468	120	25.267	230	24.715	184	230	34	0	2:12.621	1:01.587	98	36.548	135	34.486	117	135				
17	0	1:45.359	54.177	116	25.921	223	25.261	185	223	35	0	2:19.722	1:11.776	85	36.385	125	31.561	164	125				
18	0	1:46.121	55.329	108	25.784	219	25.008	184	219														



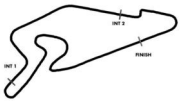
Sector List

Lap	Id	Time	SE1	SP1	SE2	SP2	SE3	SP3	TSP	Lap	Id	Time	SE1	SP1	SE2	SP2	SE3	SP3	TSP	
56		Sandro Holzem									Project 1									theoretical best time: 1:39.883
1	0	2:31.649	1:19.713	92	35.473	70	36.463	93	70	19	0	1:45.765	54.822	114	25.932	229	25.011	183	229	
2	0	1:47.541	58.580	116	23.527	241	25.434	187	241	20	0	1:44.683	54.375	118	25.500	230	24.808	184	230	
3	0	1:39.888	51.711	119	23.532	239	24.645	177	239	21	0	2:19.801	54.618	80	47.945	79	37.238	79	79	
4	0	1:42.357	52.974	110	24.232	237	25.151	183	237	22	0	2:45.445	1:20.557	79	47.406	76	37.482	79	76	
5	0	1:41.504	52.775	112	23.916	236	24.813	185	236	23	0	2:00.955	1:09.579	120	26.176	226	25.200	184	226	
6	0	1:43.229	53.667	109	24.405	236	25.157	182	236	24	0	1:44.516	54.190	121	25.543	231	24.783	184	231	
7	0	1:44.768	54.990	115	24.869	236	24.909	182	236	25	0	1:45.344	54.588	113	25.751	234	25.005	183	234	
8	0	1:44.686	54.412	115	25.167	236	25.107	183	236	26	0	1:43.807	53.581	121	25.187	235	25.039	182	235	
9	0	1:45.478	54.370	112	25.919	234	25.189	185	234	27	0	1:44.470	54.064	117	25.451	234	24.955	183	234	
10	0	1:46.641	54.730	112	26.794	233	25.117	183	233	28	0	1:43.865	53.664	123	25.356	233	24.845	185	233	
11	0	1:45.675	55.086	110	25.591	234	24.998	186	234	29	0	1:43.876	53.714	121	25.313	236	24.849	185	236	
12	0	1:44.695	54.105	117	25.526	235	25.064	184	235	30	0	1:43.311	53.197	123	25.342	235	24.772	186	235	
13	0	1:50.156	54.769	109	25.854	234	29.533		234	31	0	1:43.799	53.640	119	25.358	235	24.801	184	235	
14	0	2:21.083	1:29.812	109	26.478	233	24.793	185	233	32	0	1:46.065	53.612	121	26.092	219	26.361	182	219	
15	0	1:45.658	55.016	114	25.934	233	24.708	186	233	33	0	1:49.431	56.838	116	25.995	230	26.598	177	230	
16	0	1:45.522	54.506	119	25.961	231	25.055	183	231	34	0	1:50.821	57.356	110	26.841	216	26.624	177	216	
17	0	1:45.523	54.649	112	25.866	231	25.008	184	231	35	0	1:53.392	58.711	110	27.404	208	27.277	181	208	
18	0	1:46.598	55.478	112	26.164	225	24.956	184	225											
63		Clemens Schmid									GRT Grasser-Racing-Team									theoretical best time: 1:37.017
1	1	2:32.094	1:21.975	98	33.922	75	36.197	97	75	13	1	2:28.697	1:36.320	114	26.634	216	25.743	182	216	
2	1	1:49.489	1:00.395	109	24.219	238	24.875	183	238	14	1	1:45.955	54.863	116	25.772	233	25.320	182	233	
3	1	1:37.917	51.462	116	23.269	238	23.186	187	238	15	1	1:47.048	56.148	117	25.720	233	25.180	184	233	
4	1	1:38.565	52.028	116	23.368	238	23.169	188	238	16	1	1:47.854	55.420	111	26.905	215	25.529	179	215	
5	1	1:37.017	50.717	123	23.169	238	23.131	190	238	17	1	1:46.714	55.176	110	26.142	221	25.396	180	221	
6	1	1:39.598	51.707	118	24.507	235	23.384	187	235	18	1	1:47.707	55.513	113	26.165	209	26.029	181	209	
7	1	1:43.407	54.020	112	25.141	236	24.246	186	236	19	1	1:46.482	55.079	112	25.866	226	25.537	179	226	
8	1	1:45.521	54.657	104	26.719	233	24.145	189	233	20	1	1:45.480	54.396	117	25.789	227	25.295	182	227	
9	1	1:48.694	56.049	108	26.798	234	25.847	179	234	21	1	2:35.564	1:04.335	80	46.881	80	44.348	80	80	
10	1	1:52.679	57.734	109	27.783	209	27.162	182	209	22	1	2:40.560	1:23.366	80	47.264	80	29.930	179	80	
11	1	1:53.669	58.213	102	28.474	210	26.982	184	210	23	1	1:53.749	55.995	116	26.503	220	31.251		220	
12	1	2:02.479	1:00.923	104	28.626	213	32.930		213											
69		Thierry Vermeulen									EMIL FREY RACING									theoretical best time: 1:36.837
1	1	2:32.508	1:23.315	85	33.841	75	35.352	97	75	19	1	1:52.973	1:00.460	31	27.160	212	25.353	184	212	
2	1	1:45.005	56.417	120	24.051	237	24.537	187	237	20	1	1:48.184	55.326	111	25.948	216	26.910	184	216	
3	1	1:37.186	50.637	124	22.931	236	23.618	185	236	21	1	1:47.918	55.742	109	26.104	219	26.072	77	219	
4	1	1:38.089	50.538	121	23.394	235	24.157	183	235	22	1	2:45.434	1:19.853	80	47.307	79	38.274		79	
5	1	1:39.493	51.321	118	23.771	233	24.401	184	233	23	1	2:37.833	1:44.346	84	27.621	218	25.866	183	218	
6	1	1:41.423	52.538	118	24.018	235	24.867	177	235	24	1	1:44.683	55.325	110	25.990	228	23.368	185	228	
7	1	1:43.232	53.986	109	24.804	234	24.442	181	234	25	1	1:46.044	55.126	116	25.509	231	25.409	182	231	
8	1	1:43.559	54.097	116	24.953	233	24.509	184	233	26	1	1:45.426	54.712	121	25.364	233	25.350	184	233	
9	1	1:43.879	54.051	113	25.128	234	24.700	184	234	27	1	1:44.899	54.198	118	25.282	233	25.419	184	233	
10	1	1:44.379	54.045	114	25.442	233	24.892	184	233	28	1	1:45.026	54.070	120	25.286	234	25.670	184	234	
11	1	1:44.284	54.370	116	25.097	234	24.817	183	234	29	1	1:44.867	54.383	122	25.317	233	25.167	185	233	
12	1	1:43.721	53.570	115	25.100	234	25.051	186	234	30	1	1:44.280	53.716	121	25.074	234	25.490	185	234	
13	1	1:49.071	58.965	119	25.262	233	24.844	186	233	31	1	1:45.979	55.291	120	25.342	234	25.346	185	234	
14	1	1:44.312	53.876	117	25.253	233	25.183	185	233	32	1	1:45.180	54.433	118	25.394	231	25.353	184	231	
15	1	1:43.778	53.632	121	25.262	233	24.884	186	233	33	1	1:46.913	54.997	116	25.757	218	26.159	183	218	
16	1	1:45.249	54.183	118	25.424	224	25.642	185	224	34	1	1:52.022	55.757	115	26.471	205	29.794	89	205	
17	1	1:45.649	55.237	118	25.431	233	24.981	184	233	35	1	2:19.430	1:11.321	91	36.170	130	31.939	151	130	
18	1	1:46.864	55.893	112	25.779	217	25.192	186	217											



Sector List

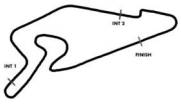
Lap Id	Time	SE1	SP1	SE2	SP2	SE3	SP3	TSP	Lap Id	Time	SE1	SP1	SE2	SP2	SE3	SP3	TSP		
75		Laurin Heinrich								Team75 Motorsport							theoretical best time: 1:36.906		
1	0	2:30.225	1:12.509	109	39.264	73	38.452	84	73	19	0	1:45.580	54.904	109	25.868	221	24.808	178	221
2	0	1:45.785	58.322	112	24.073	233	23.390	184	233	20	0	1:45.606	54.900	116	25.859	226	24.847	178	226
3	0	1:37.158	49.880	127	23.636	233	23.642	181	233	21	0	1:44.694	54.451	111	25.447	227	24.796	178	227
4	0	1:38.202	50.256	125	23.673	232	24.273	182	232	22	0	2:25.562	1:00.586	79	46.989	80	37.987		80
5	0	1:38.612	50.669	117	23.985	233	23.958	178	233	23	0	3:04.491	1:47.354	78	47.564	79	29.573	178	79
6	0	1:40.127	51.557	120	24.432	230	24.138	180	230	24	0	1:47.477	55.722	115	26.466	227	25.289	179	227
7	0	1:40.556	51.928	116	24.567	231	24.061	180	231	25	0	1:46.506	55.218	118	26.260	227	25.028	177	227
8	0	1:42.067	52.452	113	25.128	234	24.487	178	234	26	0	1:45.584	54.744	119	26.100	227	24.740	179	227
9	0	1:42.392	53.003	117	24.980	230	24.409	182	230	27	0	1:44.446	54.117	120	25.728	228	24.601	178	228
10	0	1:43.439	53.338	115	25.318	231	24.783	182	231	28	0	1:44.374	53.953	122	25.553	230	24.868	178	230
11	0	1:43.711	53.620	115	25.521	231	24.570	179	231	29	0	1:44.148	53.726	124	25.559	230	24.863	178	230
12	0	1:43.254	53.115	119	25.342	228	24.797	181	228	30	0	1:44.020	53.676	123	25.484	229	24.860	179	229
13	0	1:42.875	52.827	117	25.443	226	24.605	182	226	31	0	1:44.889	54.481	121	25.674	229	24.734	178	229
14	0	1:43.167	53.032	120	25.290	229	24.845	183	229	32	0	1:44.058	53.703	122	25.525	228	24.830	178	228
15	0	1:44.145	53.770	120	25.592	230	24.783	179	230	33	0	1:47.339	54.400	117	26.217	192	26.722	178	192
16	0	1:43.591	53.693	121	25.327	228	24.571	182	228	34	0	2:14.194	1:03.194	87	36.715	138	34.285	115	138
17	0	1:44.772	54.134	114	25.875	224	24.763	180	224	35	0	2:19.747	1:12.001	75	36.363	130	31.383	171	130
18	0	1:45.420	55.174	109	25.787	224	24.459	181	224										
83		Patric Niederhauser								Tresor Orange 1							theoretical best time: 1:37.702		
1	0	2:34.601	1:22.517	94	34.024	97	38.060		97	12	0	2:18.689	1:27.529	113	26.485	228	24.675	183	228
2	0	2:23.978	1:32.658	115	25.781	228	25.539	183	228	13	0	1:44.878	54.248	121	25.787	230	24.843	182	230
3	0	1:43.837	55.174	117	24.221	233	24.442	184	233	14	0	1:46.462	55.399	116	26.227	225	24.836	179	225
4	0	1:38.783	51.680	118	23.680	236	23.423	189	236	15	0	1:47.186	55.202	119	26.828	219	25.156	182	219
5	0	1:37.750	50.839	120	23.728	234	23.183	188	234	16	0	1:47.927	55.434	116	27.002	215	25.491	180	215
6	0	1:39.179	51.534	119	24.416	235	23.229	184	235	17	0	1:49.150	56.483	110	27.274	217	25.393	183	217
7	0	1:43.850	53.922	117	25.739	233	24.189	184	233	18	0	1:48.365	56.867	113	26.334	219	25.164	182	219
8	0	1:48.648	56.232	109	27.037	225	25.379	182	225	19	0	1:48.629	57.225	110	26.297	223	25.107	181	223
9	0	1:50.962	57.296	108	27.835	219	25.831	183	219	20	0	1:55.781	55.608	120	26.381	220	33.792	81	220
10	0	1:53.171	57.917	112	28.563	219	26.691	181	219	21	0	2:46.212	1:21.171	79	47.440	79	37.601	80	79
11	0	2:04.194	1:02.108	102	29.453	213	32.633		213	22	0	2:20.975	1:20.943	104	28.459	203	31.573		203
84		Jusuf Owega								Mercedes-AMG Team BWT							theoretical best time: 1:37.007		
1	1	2:30.908	1:16.922	110	36.667	75	37.319	89	75	19	1	1:52.712	55.524	115	26.425	199	30.763		199
2	1	1:46.495	57.743	117	24.462	236	24.290	186	236	20	1	2:25.302	1:31.628	111	27.242	223	26.432	180	223
3	1	1:37.689	51.246	117	23.343	236	23.100	186	236	21	1	2:03.391	57.237	110	28.570	83	37.584	78	83
4	1	1:37.740	50.564	126	23.439	236	23.737	185	236	22	1	2:46.865	1:21.521	78	47.682	78	37.662	79	78
5	1	1:40.762	53.662	120	23.419	236	23.681	184	236	23	1	2:09.757	1:17.564	111	26.716	230	25.477	183	230
6	1	1:39.994	51.683	119	24.093	236	24.218	184	236	24	1	1:49.903	57.237	112	26.647	230	26.019	180	230
7	1	1:42.045	52.791	120	24.688	236	24.566	185	236	25	1	1:48.300	56.216	115	26.379	230	25.705	183	230
8	1	1:40.940	52.012	126	24.812	233	24.116	185	233	26	1	1:49.598	56.772	112	26.616	229	26.210	182	229
9	1	1:41.849	52.477	123	24.952	234	24.420	186	234	27	1	1:47.721	55.739	116	26.177	232	25.805	181	232
10	1	1:41.758	52.137	126	25.085	233	24.536	185	233	28	1	1:47.242	55.582	119	25.993	232	25.667	183	232
11	1	1:43.002	52.914	124	25.287	233	24.801	186	233	29	1	1:46.975	55.590	117	26.045	233	25.340	182	233
12	1	1:44.186	53.763	121	25.610	231	24.813	185	231	30	1	1:46.957	55.155	118	26.088	231	25.714	183	231
13	1	1:42.942	52.810	125	25.475	231	24.657	185	231	31	1	1:46.722	54.901	121	26.101	231	25.720	182	231
14	1	1:43.555	53.251	127	25.355	232	24.949	185	232	32	1	1:48.219	55.657	117	26.091	216	26.471	181	216
15	1	1:44.325	53.562	127	25.427	230	25.336	184	230	33	1	1:49.451	56.854	114	26.406	224	26.191	180	224
16	1	1:47.166	54.817	120	26.023	223	26.326	183	223	34	1	1:51.313	57.548	114	27.048	220	26.717	178	220
17	1	1:45.775	54.021	122	25.989	219	25.765	184	219	35	1	1:53.280	58.432	111	27.546	208	27.302	180	208
18	1	1:46.693	55.305	116	25.947	224	25.441	183	224										
90		Dennis Olsen								Manthey EMA							theoretical best time: 2:21.192		
1	0	2:29.930	1:10.168	96	40.897	71	38.865	87	71	2	0	2:18.978	1:10.531	96	31.796	176	36.651		176



Sector List

Lap Id	Time	SE1	SP1	SE2	SP2	SE3	SP3	TSP	Lap Id	Time	SE1	SP1	SE2	SP2	SE3	SP3	TSP		
91		Thomas Preining								Manthey EMA							theoretical best time: 1:37.185		
1	1	2:31.437	1:17.406	111	36.235	67	37.796	95	67	19	1	1:51.148	55.262	110	26.099	211	29.787	211	
2	1	1:43.665	56.364	123	23.644	232	23.657	182	232	20	1	2:19.649	1:28.298	116	26.447	215	24.904	178	215
3	1	1:38.152	50.482	122	23.735	231	23.935	181	231	21	1	1:52.394	54.591	117	25.864	225	31.939	80	225
4	1	1:39.312	51.330	125	23.881	231	24.101	182	231	22	1	2:44.463	1:20.453	78	47.152	79	36.858	80	79
5	1	1:39.307	51.166	120	24.027	234	24.114	182	234	23	1	2:13.968	1:20.994	78	28.171	225	24.803	179	225
6	1	1:41.257	52.225	122	24.365	230	24.667	180	230	24	1	1:44.353	54.095	120	25.505	228	24.753	182	228
7	1	1:42.335	52.944	118	24.932	232	24.459	179	232	25	1	1:43.953	53.802	120	25.391	228	24.760	182	228
8	1	1:43.080	53.509	120	25.164	230	24.407	179	230	26	1	1:43.190	53.338	120	25.173	229	24.679	181	229
9	1	1:42.065	53.705	121	25.301	230	23.059	180	230	27	1	1:43.660	53.635	117	25.282	229	24.743	182	229
10	1	1:43.129	53.177	118	25.476	228	24.476	180	228	28	1	1:43.026	52.894	122	25.199	229	24.933	181	229
11	1	1:42.772	53.066	123	25.255	229	24.451	181	229	29	1	1:43.183	53.391	123	25.103	229	24.689	181	229
12	1	1:44.049	53.851	118	25.437	230	24.761	182	230	30	1	1:43.321	53.429	122	25.134	230	24.758	181	230
13	1	1:42.894	53.003	120	25.296	229	24.595	180	229	31	1	1:42.865	53.173	123	25.065	231	24.627	181	231
14	1	1:43.072	53.143	121	25.309	229	24.620	182	229	32	1	1:43.487	53.539	120	25.222	229	24.726	182	229
15	1	1:43.134	52.804	122	25.374	230	24.956	182	230	33	1	1:47.619	54.759	111	26.408	206	26.452	178	206
16	1	1:45.039	53.846	120	25.766	228	25.427	182	228	34	1	2:10.751	59.747	85	36.987	117	34.017	106	117
17	1	1:44.459	53.749	114	26.071	225	24.639	180	225	35	1	2:18.621	1:11.489	83	36.220	121	30.912	170	121
18	1	1:46.052	54.402	118	26.657	192	24.993	180	192										

94		Franck Perera								SSR Performance							theoretical best time: 1:38.038		
1	0	2:32.548	1:24.312	98	33.682	95	34.554	98	95	19	0	2:25.967	1:31.432	105	28.579	204	25.956	182	204
2	0	1:46.215	57.955	115	23.681	235	24.579	185	235	20	0	1:48.267	55.986	114	26.868	214	25.413	179	214
3	0	1:38.522	51.135	125	23.379	233	24.008	185	233	21	0	1:55.969	55.036	115	26.225	215	34.708	80	215
4	0	1:38.166	50.827	121	23.507	235	23.832	184	235	22	0	2:46.340	1:21.517	79	47.529	79	37.294	80	79
5	0	1:38.955	51.365	118	23.612	235	23.978	183	235	23	0	2:12.665	1:20.724	109	26.671	223	25.270	183	223
6	0	1:39.826	51.359	119	24.144	233	24.323	183	233	24	0	1:46.116	54.913	117	26.332	214	24.871	182	214
7	0	1:44.328	53.662	112	25.901	222	24.765	183	222	25	0	1:44.966	54.327	119	25.860	224	24.779	184	224
8	0	1:42.809	53.636	116	25.093	234	24.080	185	234	26	0	1:46.132	54.077	117	26.526	222	25.529	181	222
9	0	1:41.430	52.382	115	24.898	235	24.150	185	235	27	0	1:45.130	54.298	116	25.925	225	24.907	183	225
10	0	1:41.863	52.306	122	24.931	234	24.626	184	234	28	0	1:45.063	54.375	116	25.801	227	24.887	184	227
11	0	1:42.565	52.771	118	25.073	233	24.721	184	233	29	0	1:44.816	54.527	118	25.437	232	24.852	184	232
12	0	1:42.350	52.776	116	24.968	233	24.606	185	233	30	0	1:44.011	53.910	116	25.367	232	24.734	184	232
13	0	1:42.563	52.852	120	25.091	233	24.620	185	233	31	0	1:44.273	53.751	119	25.677	225	24.845	184	225
14	0	1:42.831	52.932	121	25.175	233	24.724	184	233	32	0	1:45.496	54.269	116	26.063	217	25.164	184	217
15	0	1:43.945	53.360	118	25.640	226	24.945	184	226	33	0	1:50.713	57.276	109	27.196	207	26.241	178	207
16	0	1:44.900	53.821	116	25.963	220	25.116	184	220	34	0	1:51.085	57.475	111	27.502	206	26.108	179	206
17	0	1:46.023	54.197	111	26.342	212	25.484	180	212	35	0	2:11.364	1:04.082	92	36.164	127	31.118	170	127
18	0	1:51.409	54.388	111	26.684	203	30.337	203											

**Top speed list
Provisional**

#	Name (NAT)	Team	Car name	Speed	Lap	Race time
1	Sheldon van der Linde	Schubert Motorsport (DEU)	BMW M4 GT3	246.57	5	8:50.438
33	Rene Rast	Schubert Motorsport (DEU)	BMW M4 GT3	244.89	3	5:36.713
56	Sandro Holzem	Project 1 (DEU)	BMW M4 GT3	241.61	2	3:53.756
11	Marco Wittmann	Project 1 (DEU)	BMW M4 GT3	241.07	5	10:46.044
14	Jack Aitken	EMIL FREY RACING (CHE)	Ferrari 296 GT3	238.93	2	3:49.206
63	Clemens Schmid	GRT Grasser-Racing-Team (AUT)	Lamborghini Huracan GT3 EVO 2	238.93	2	3:56.708
3	Kelvin van der Linde	ABT Sportsline (DEU)	Audi R8 LMS GT3 EVO II	238.41	5	9:38.293
69	Thierry Vermeulen	EMIL FREY RACING (CHE)	Ferrari 296 GT3	237.88	2	3:52.976
84	Jusuf Owega	Mercedes-AMG Team BWT (DEU)	Mercedes-AMG GT3	236.84	4	7:09.095
36	Arjun Maini	Mercedes-AMG Team HRT (DEU)	Mercedes-AMG GT3	236.32	2	3:53.282
8	Luca Engstler	LIQUI MOLY Team Engstler (DEU)	Audi R8 LMS GT3 EVO II	236.32	3	5:28.111
4	Luca Stolz	Mercedes-AMG Team HRT (DEU)	Mercedes-AMG GT3	236.32	4	7:10.142
83	Patric Niederhauser	Tresor Orange 1	Audi R8 LMS GT3 EVO II	236.32	4	7:57.776
94	Franck Perera	SSR Performance (DEU)	Lamborghini Huracan GT3 EVO 2	235.80	2	3:54.184
19	Maximilian Paul	GRT Grasser-Racing-Team (AUT)	Lamborghini Huracan GT3 EVO 2	235.29	2	3:50.007
40	Mattia Drudi	Tresor Orange 1	Audi R8 LMS GT3 EVO II	235.29	2	3:53.639
22	Lucas Auer	Mercedes-AMG Team WINWARD (DEU)	Mercedes-AMG GT3	234.78	2	3:48.479
48	Maro Engel	Mercedes-AMG Team MANN-FILTER (DEU)	Mercedes-AMG GT3	234.78	2	3:49.706
7	Ricardo Feller	ABT Sportsline (DEU)	Audi R8 LMS GT3 EVO II	234.78	31	56:01.102
91	Thomas Preining	Manthey EMA (DEU)	Porsche 911 GT3 R	234.27	5	8:47.759
75	Laurin Heinrich	Team75 Motorsport	Porsche 911 GT3 R	234.27	8	13:48.245
27	David Schumacher	Mercedes-AMG Team WINWARD (DEU)	Mercedes-AMG GT3	233.76	6	10:20.263
6	Alessio Deledda	SSR Performance (DEU)	Lamborghini Huracan GT3 EVO 2	233.26	2	3:54.782
9	Tim Heinemann	Toksport WRT (DEU)	Porsche 911 GT3 R	232.75	2	3:48.975
90	Dennis Olsen	Manthey EMA (DEU)	Porsche 911 GT3 R	176.75	2	4:12.257
92		SSR Performance (DEU)	Lamborghini Huracan GT3 EVO 2			