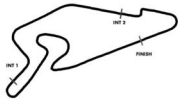


### Lap Chart Provisional

Lap/Pl.	1	2	3	4	5	6	7	8	9	10	11	12	13	14	15	16	17	18	19	20	21	22	23	24	25	26	27	28
LAP 1	92	91	7	22	14	90	94	11	33	83	75	63	69	1	19	27	40	4	48	84	9	24	8	99	36	3	56	6
LAP 2	92	91	7	22	14	90	94	11	83	75	33	63	1	69	19	27	4	48	84	9	40	24	99	8	3	36	6	56
LAP 3	92	91	7	22	14	90	11	83	75	33	63	1	69	19	27	94	4	48	84	9	40	24	99	3	8	36	56	6
LAP 4	92	91	7	22	14	90	11	83	75	33	63	1	69	27	19	4	94	48	84	9	24	40	3	99	36	56	6	8
LAP 5	92	91	7	22	14	90	11	83	75	33	63	1	69	19	27	48	84	9	3	24	40	99	36	94	56	6	8	4
LAP 6	92	91	7	22	14	90	11	83	75	33	63	1	69	19	27	48	84	3	9	24	40	99	36	94	56	6	4	8
LAP 7	92	91	7	22	14	90	11	83	75	33	1	63	69	19	48	3	84	9	24	40	99	36	27	56	6	94	4	8
LAP 8	92	91	7	22	14	90	11	83	75	33	1	63	69	19	48	3	84	9	24	40	99	36	56	6	94	27	4	8
LAP 9	92	91	7	22	14	90	11	83	75	33	1	63	69	19	48	3	84	9	24	40	99	36	56	94	6	4	27	8
LAP 10	92	91	7	22	14	90	11	83	75	33	1	63	69	19	48	3	84	9	24	40	99	36	56	94	6	4	27	
LAP 11	92	91	7	22	14	90	11	83	75	1	33	63	69	19	48	3	84	9	24	40	99	36	56	94	6	4	27	
LAP 12	92	91	7	22	14	90	11	83	75	1	33	63	69	19	48	3	84	9	24	40	99	36	56	94	4	6	27	
LAP 13	92	91	7	22	14	90	11	83	75	1	33	63	69	19	48	3	84	9	24	40	99	36	56	94	4	6	27	
LAP 14	92	91	7	22	14	90	11	83	1	33	63	75	69	19	48	3	84	9	24	40	99	36	56	94	4	6	27	
LAP 15	92	91	7	22	14	90	11	83	1	33	63	69	19	48	3	84	9	24	40	99	36	94	4	56	6	27	75	
LAP 16	92	91	7	22	14	90	11	83	1	33	63	69	19	48	3	84	9	24	40	99	36	94	4	6	27	75	56	
LAP 17	92	91	7	22	90	11	83	1	33	14	63	69	19	48	3	84	9	24	40	99	36	94	4	6	27	75	56	
LAP 18	92	91	7	22	90	11	83	1	33	63	69	19	48	3	84	9	24	40	99	36	94	4	6	27	75	14	56	
LAP 19	92	91	7	22	90	11	83	1	33	63	69	19	48	3	84	9	40	36	4	94	6	27	75	14	56			
LAP 20	7	22	92	90	91	33	69	19	11	1	83	9	4	63	3	48	6	27	40	94	36	75	14	84	56			
LAP 21	92	91	7	22	90	11	1	83	33	69	19	63	3	48	9	4	40	36	94	75	14	84	6	56				
LAP 22	92	91	7	22	90	11	1	83	69	19	63	3	48	33	9	40	4	36	84	75	56	94	14'					
LAP 23	92	91	7	22	90	11	1	83	69	19	63	3	48	33	9	40	4	36	84	75	56	94	14'					
LAP 24	92	91	7	22	90	11	1	83	69	19	63	3	48	33	9	40	4	36	84	75	56	94'	14'					
LAP 25	92	91	7	22	90	11	1	83	69	19	48	63	3	9	40	4	36	33	84	56	75	SC	94'	14'				
LAP 26	92	91	7	22	90	11	1	83	69	19	48	63	3	9	40	4	36	84	56	33	75	SC	94'	14'				
LAP 27	92	91	7	22	90	11	1	83	69	19	48	63	3	9	40	4	36	84	56	33	75	14'						
LAP 28	92	SC	14'	94'																								
LAP 28	94	91	7	22	90	11	1	83	69	19	48	63	3	9	40	4	36	84	56	33	75	14'	94'					
LAP 29	92	22	91	7	90	11	1	83	69	48	19	3	63	9	40	4	36	84	56	33	75	14'	94'					
LAP 30	92	22	91	7	90	11	1	83	69	48	3	19	63	9	40	4	36	84	56	75	33	14'	94'					
LAP 31	92	22	91	7	90	11	1	83	69	48	3	19	40	9	4	36	84	63	75	33	56	14'	94'					
LAP 32	92	22	91	7	90	11	1	83	69	48	3	19	40	9	4	36	84	63	75	33	56	14'	94'					
LAP 33	92	22	91	7	90	11	1	83	69	48	3	19	40	9	4	36	84	63	75	33	56	14'	94'					
LAP 34	92	22	91	7	90	11	1	83	69	48	3	19	40	9	4	36	84	63	75	33	56	14'	94'					

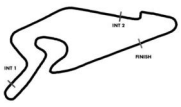


Lap Chart  
Provisional

Lap/Pl.	1	2	3	4	5	6	7	8	9	10	11	12	13	14	15	16	17	18	19	20	21	22	23	24	25	26	27	28
LAP 35	92	22	91	7	90	11	1	83	69	3	48	40	19	9	4	36	84	63	75	33	56	14'	94'					
LAP 36	92	22	91	7	90	11	1	83	3	69	48	40	19	9	4	36	84	63	75	33	56	14'	94'					
LAP 37	92	22	91	7	90	11	1	83	3	69	48	40	19	9	4	36	84	63	75	33	56	14'	94'					
LAP 38	92	22	91	7	90	11	1	3	83	69	48	40	19	9	4	36	84	63	75	33	56							
LAP 39	92	22	91	7	90	11	1	3	83	69	40	48	19	9	4	36	84	63	75	33	56							

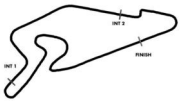
. - PIT STOP

' - LAP BEHIND



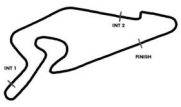
### Sector List

Lap Id	Time	SE1	SP1	SE2	SP2	SE3	SP3	TSP	Lap Id	Time	SE1	SP1	SE2	SP2	SE3	SP3	TSP						
<b>1</b>		Sheldon van der Linde								Schubert Motorsport							theoretical best time: 1:26.673						
1	0	1:33.815	48.605	129	22.976	238	22.234	193	238	21	0	2:47.859	1:22.205	78	47.565	79	38.089	79	79				
2	0	1:29.611	45.743	133	22.051	246	21.817	194	246	22	0	2:05.820	1:15.715	119	24.421	240	25.684	180	240				
3	0	1:29.434	45.335	133	22.071	244	22.028	191	244	23	0	1:37.975	52.082	131	22.832	242	23.061	185	242				
4	0	1:27.671	45.042	135	21.855	244	20.774	195	244	24	0	1:32.129	47.758	130	22.547	242	21.824	186	242				
5	0	<b>1:26.737</b>	<b>44.214</b>	134	21.750	245	20.773	195	245	25	0	1:29.770	46.252	132	22.128	243	21.390	191	243				
6	0	1:27.010	44.318	137	21.769	<b>246</b>	20.923	<b>196</b>	<b>246</b>	26	0	1:47.449	46.133	130	31.546	159	29.770	136	159				
7	0	1:27.189	44.730	136	<b>21.699</b>	246	<b>20.760</b>	194	246	27	0	2:07.041	1:04.335	87	33.205	169	29.501	144	169				
8	0	1:26.965	44.262	136	21.749	246	20.954	195	246	28	0	2:02.914	58.445	125	39.087	76	25.382	193	76				
9	0	1:27.101	44.372	137	21.813	246	20.916	194	246	29	0	1:29.489	45.700	136	22.094	246	21.695	195	246				
10	0	1:27.218	44.505	<b>137</b>	21.792	246	20.921	195	246	30	0	1:28.041	45.112	135	22.015	245	20.914	195	245				
11	0	1:27.516	44.599	135	22.028	246	20.889	194	246	31	0	1:27.638	44.959	135	21.870	244	20.809	194	244				
12	0	1:27.345	44.489	136	21.955	244	20.901	194	244	32	0	1:27.570	44.816	136	21.880	245	20.874	194	245				
13	0	1:27.063	44.391	134	21.869	245	20.803	194	245	33	0	1:27.454	44.637	137	21.840	245	20.977	194	245				
14	0	1:27.512	44.598	136	21.914	246	21.000	194	246	34	0	1:27.238	44.520	136	21.890	244	20.828	194	244				
15	0	1:28.754	45.325	131	22.185	246	21.244	192	246	35	0	1:27.439	44.579	135	21.874	244	20.986	194	244				
16	0	1:28.282	45.058	134	22.035	246	21.189	192	246	36	0	1:27.437	44.695	135	21.866	243	20.876	193	243				
17	0	1:28.171	45.162	136	22.087	245	20.922	194	245	37	0	1:27.376	44.698	135	21.865	245	20.813	194	245				
18	0	1:30.056	45.927	132	22.794	243	21.335	193	243	38	0	1:27.397	44.634	134	21.919	244	20.844	194	244				
19	0	1:54.853	45.841	131	31.263	79	37.749		79	39	0	1:27.873	44.895	134	22.060	244	20.918	194	244				
20	0	3:03.945	1:39.518	78	47.622	79	36.805	79	79														
<b>3</b>		Kelvin van der Linde								ABT Sportline							theoretical best time: 1:26.677						
1	0	1:37.101	51.171	136	22.743	240	23.187	189	240	21	0	2:47.155	1:21.961	79	47.393	79	37.801	80	79				
2	0	1:31.853	46.237	132	23.129	236	22.487	181	236	22	0	2:02.002	1:12.695	122	24.470	234	24.837	181	234				
3	0	1:28.924	45.552	136	22.286	238	21.086	192	238	23	0	1:35.542	50.223	131	22.763	238	22.556	186	238				
4	0	1:28.187	44.555	135	22.018	241	21.614	192	241	24	0	1:32.657	48.216	134	22.225	238	22.216	180	238				
5	0	1:28.520	44.944	131	22.114	240	21.462	194	240	25	0	1:33.693	48.883	125	22.693	238	22.117	191	238				
6	0	1:27.888	44.907	133	21.821	242	21.160	192	242	26	0	1:36.815	46.559	132	22.484	232	27.772	133	232				
7	0	1:27.522	44.727	133	21.910	240	20.885	192	240	27	0	2:07.292	1:04.874	121	33.730	141	28.688	148	141				
8	0	1:27.024	44.388	134	21.854	240	20.782	192	240	28	0	2:00.424	57.776	130	38.263	69	24.385	193	69				
9	0	1:27.363	44.477	133	21.900	240	20.986	191	240	29	0	1:29.673	45.361	<b>137</b>	22.025	241	22.287	194	241				
10	0	1:27.481	44.541	135	22.002	240	20.938	191	240	30	0	1:27.812	44.905	137	22.128	240	20.779	194	240				
11	0	1:27.406	44.533	134	21.981	240	20.892	192	240	31	0	1:27.365	44.522	136	21.897	241	20.946	193	241				
12	0	1:27.614	44.643	133	22.023	239	20.948	192	239	32	0	1:27.703	44.640	136	21.844	<b>244</b>	21.219	193	<b>244</b>				
13	0	1:27.791	44.753	134	22.040	239	20.998	191	239	33	0	1:27.678	44.742	136	21.918	242	21.018	193	242				
14	0	1:27.789	44.629	134	22.079	240	21.081	191	240	34	0	1:27.490	44.647	135	21.920	243	20.923	<b>195</b>	243				
15	0	1:28.120	44.867	135	22.176	240	21.077	192	240	35	0	1:27.255	44.478	136	21.835	241	20.942	195	241				
16	0	1:28.180	44.839	134	22.161	241	21.180	192	241	36	0	1:27.156	44.684	137	<b>21.792</b>	240	<b>20.680</b>	192	240				
17	0	1:28.379	45.031	135	22.329	240	21.019	192	240	37	0	<b>1:26.888</b>	<b>44.205</b>	134	21.914	241	20.769	194	241				
18	0	1:29.914	45.871	134	22.524	240	21.519	192	240	38	0	1:29.310	46.162	135	22.054	241	21.094	192	241				
19	0	2:03.611	45.685	136	41.013	80	36.913		80	39	0	1:27.305	44.475	136	21.979	240	20.851	192	240				
20	0	3:03.409	1:39.534	79	47.206	79	36.669	80	79														



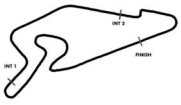
## Sector List

Lap	Id	Time	SE1	SP1	SE2	SP2	SE3	SP3	TSP	Lap	Id	Time	SE1	SP1	SE2	SP2	SE3	SP3	TSP
<b>4</b>		Luca Stolz								Mercedes-AMG Team HRT	theoretical best time: 1:26.999								
1	0	1:35.621	49.132	124	23.422	237	23.067	188	237	21	0	3:08.811	1:43.231	78	47.291	79	38.289	79	79
2	0	1:30.090	45.551	<b>136</b>	22.417	<b>243</b>	22.122	190	<b>243</b>	22	0	1:56.518	1:07.164	122	24.074	235	25.280	181	235
3	0	1:28.120	44.870	135	22.072	240	21.178	<b>194</b>	240	23	0	1:36.157	50.199	134	22.895	236	23.063	186	236
4	0	1:29.396	45.821	134	22.125	240	21.450	191	240	24	0	1:31.476	47.187	134	22.479	237	21.810	187	237
5	0	1:42.069	58.926	135	22.003	238	21.140	192	238	25	0	1:31.328	45.990	134	22.616	232	22.722	188	232
6	0	1:27.317	44.471	133	21.966	237	20.880	192	237	26	0	1:30.106	46.029	133	22.311	238	21.766	158	238
7	<b>0</b>	<b>1:27.003</b>	<b>44.311</b>	134	21.848	238	<b>20.844</b>	192	238	27	0	2:07.567	1:04.800	109	34.123	132	28.644	138	132
8	0	1:27.221	44.376	134	21.897	241	20.948	192	241	28	0	1:58.644	56.883	131	37.676	68	24.085	192	68
9	0	1:27.396	44.485	135	22.018	238	20.893	192	238	29	0	1:29.547	45.499	136	22.541	236	21.507	194	236
10	0	1:27.784	44.431	134	22.014	239	21.339	191	239	30	0	1:28.802	45.323	134	22.305	238	21.174	194	238
11	0	1:29.007	44.908	133	22.048	242	22.051	191	242	31	0	1:28.405	45.310	134	22.101	241	20.994	194	241
12	0	1:27.813	44.769	132	22.043	237	21.001	191	237	32	0	1:27.900	44.750	135	22.098	241	21.052	193	241
13	0	1:27.124	44.394	133	<b>21.844</b>	239	20.886	192	239	33	0	1:27.643	44.621	135	22.015	240	21.007	193	240
14	0	1:27.389	44.341	134	21.980	238	21.068	192	238	34	0	1:27.488	44.478	136	22.031	240	20.979	193	240
15	0	1:28.349	44.832	135	22.191	240	21.326	191	240	35	0	1:27.651	44.599	134	22.046	241	21.006	194	241
16	0	1:28.536	44.889	134	22.174	239	21.473	191	239	36	0	1:27.732	44.646	133	22.034	241	21.052	193	241
17	0	1:28.175	44.692	135	22.366	238	21.117	192	238	37	0	1:27.897	44.711	134	22.082	241	21.104	192	241
18	0	1:29.541	45.651	133	22.464	238	21.426	191	238	38	0	1:27.627	44.603	134	22.054	241	20.970	193	241
19	0	2:11.538	48.023	80	46.864	80	36.651	80	80	39	0	1:28.065	44.824	134	22.108	242	21.133	194	242
20	0	2:41.026	1:16.810	80	46.734	80	37.482		80										
<b>6</b>		Alessio Deledda								SSR Performance	theoretical best time: 1:28.160								
1	0	1:37.690	50.488	123	23.850	216	23.352	189	216	12	0	1:30.019	45.679	131	22.780	236	21.560	190	236
2	0	1:31.920	47.012	<b>136</b>	22.521	241	22.387	188	241	13	0	1:28.632	44.871	131	22.307	238	21.454	188	238
3	0	1:30.462	46.232	131	22.446	237	21.784	188	237	14	0	1:28.734	44.958	134	22.348	239	21.428	189	239
4	0	1:28.889	45.076	132	22.318	237	21.495	189	237	15	0	1:29.112	45.067	130	22.474	238	21.571	188	238
5	0	1:29.011	45.156	132	22.502	237	21.353	190	237	16	0	1:29.801	45.932	128	22.519	238	21.350	<b>190</b>	238
6	0	1:28.567	<b>44.802</b>	133	22.534	236	21.231	190	236	17	0	1:29.712	45.328	132	22.746	237	21.638	189	237
7	0	1:28.618	45.072	130	22.376	238	<b>21.170</b>	190	238	18	0	1:30.399	46.018	129	22.733	237	21.648	190	237
8	<b>0</b>	<b>1:28.457</b>	44.945	131	22.263	238	21.249	190	238	19	0	2:17.116	53.735	80	46.981	80	36.400	80	80
9	0	1:29.034	44.835	133	22.390	238	21.809	190	238	20	0	2:39.257	1:17.559	79	46.767	80	34.931		80
10	0	1:29.038	45.266	130	22.450	237	21.322	189	237	21	0	3:20.030	1:56.680	77	47.359	80	35.991	160	80
11	0	1:29.308	44.976	132	<b>22.188</b>	<b>243</b>	22.144	186	<b>243</b>	22									
<b>7</b>		Ricardo Feller								ABT Sportsline	theoretical best time: 1:26.559								
1	0	1:29.011	45.369	135	22.440	237	21.202	188	237	21	0	3:08.404	1:42.286	78	48.186	78	37.932	78	78
2	0	1:27.764	44.693	135	22.130	239	20.941	191	239	22	0	2:12.831	1:20.837	114	26.021	233	25.973	181	233
3	0	1:27.749	44.737	134	22.036	240	20.976	190	240	23	0	1:38.164	52.092	128	23.259	234	22.813	184	234
4	0	1:27.853	44.940	135	21.914	241	20.999	190	241	24	0	1:32.035	48.125	133	22.341	238	21.569	186	238
5	0	1:27.751	44.942	134	21.935	240	20.874	190	240	25	0	1:30.672	46.248	135	22.414	237	22.010	189	237
6	0	1:27.397	44.464	136	22.063	239	20.870	191	239	26	0	1:54.484	52.680	83	32.829	151	28.975	148	151
7	0	1:27.249	44.280	134	21.954	239	21.015	190	239	27	0	2:07.402	1:05.816	85	32.134	154	29.452	134	154
8	0	1:27.093	44.317	135	21.841	240	20.935	190	240	28	0	2:05.231	59.178	96	40.004	77	26.049	188	77
9	0	1:27.165	44.352	135	21.920	240	20.893	190	240	29	0	1:29.405	46.220	133	22.160	241	21.025	<b>193</b>	241
10	0	1:27.232	44.342	133	21.925	240	20.965	191	240	30	0	1:27.725	44.944	137	22.016	241	20.765	191	241
11	0	1:27.343	44.475	133	21.910	240	20.958	190	240	31	0	1:26.870	44.361	<b>138</b>	21.842	241	<b>20.667</b>	191	241
12	0	1:27.314	44.296	132	22.015	239	21.003	188	239	32	0	1:27.150	44.331	136	21.975	241	20.844	191	241
13	0	1:27.515	44.461	131	21.975	239	21.079	188	239	33	<b>0</b>	<b>1:26.718</b>	<b>44.098</b>	135	21.865	241	20.755	192	241
14	0	1:27.407	44.468	131	21.939	240	21.000	189	240	34	0	1:27.035	44.378	137	<b>21.794</b>	<b>243</b>	20.863	192	<b>243</b>
15	0	1:27.622	44.544	135	22.025	240	21.053	190	240	35	0	1:26.783	44.147	135	21.863	242	20.773	191	242
16	0	1:28.321	44.903	131	22.360	238	21.058	190	238	36	0	1:27.031	44.309	135	21.849	242	20.873	191	242
17	0	1:27.818	44.619	133	22.169	239	21.030	190	239	37	0	1:26.725	44.159	135	21.857	241	20.709	192	241
18	0	1:30.301	45.671	130	23.264	238	21.366	190	238	38	0	1:26.894	44.271	136	21.911	241	20.712	191	241
19	0	1:41.832	45.752	132	22.603	238	33.477	79	238	39	0	1:27.120	44.473	129	21.941	241	20.706	190	241
20	0	2:44.695	1:18.799	78	47.973	78	37.923		78										



Sector List

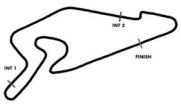
Lap Id	Time	SE1	SP1	SE2	SP2	SE3	SP3	TSP	Lap Id	Time	SE1	SP1	SE2	SP2	SE3	SP3	TSP		
<b>8</b> Luca Engstler  Liqui Moly Team Engstler <b>theoretical best time: 1:27.810</b>																			
1	0	1:36.553	49.807	130	23.384	235	23.362	<b>194</b>	235	6	0	1:28.496	45.326	132	22.037	<b>241</b>	<b>21.133</b>	191	<b>241</b>
2	0	1:32.302	47.515	132	22.501	227	22.286	191	227	7	0	<b>1:27.825</b>	<b>44.645</b>	134	<b>22.032</b>	237	21.148	191	237
3	0	1:29.603	45.487	<b>137</b>	22.655	232	21.461	191	232	8	0	1:28.922	45.000	130	22.503	237	21.419	189	237
4	0	1:38.299	47.358	92	29.242	208	21.699	189	208	9	0	1:41.725	44.650	133	23.409	163	33.666		163
5	0	1:28.359	44.962	135	22.179	236	21.218	190	236										
<b>9</b> Tim Heinemann  Toksport WRT <b>theoretical best time: 1:27.428</b>																			
1	0	1:36.325	49.839	123	23.365	<b>240</b>	23.121	182	<b>240</b>	21	0	3:08.726	1:43.576	78	47.054	79	38.096	80	79
2	0	1:30.316	45.891	132	22.321	239	22.104	188	239	22	0	2:07.036	1:12.514	125	24.056	234	30.466	183	234
3	0	1:28.871	45.432	131	22.185	238	21.254	188	238	23	0	1:35.151	50.086	131	22.746	235	22.319	178	235
4	0	1:29.717	45.197	126	22.581	238	21.939	188	238	24	0	1:30.126	46.460	132	22.327	235	21.339	186	235
5	0	1:29.212	45.239	125	22.540	239	21.433	188	239	25	0	1:34.944	48.913	123	23.624	235	22.407	187	235
6	0	1:28.526	45.503	132	22.105	237	20.918	188	237	26	0	1:29.218	45.551	132	22.335	235	21.332	144	235
7	0	1:28.231	45.059	133	22.118	238	21.054	188	238	27	0	2:07.939	1:04.679	124	34.160	151	29.100	134	151
8	0	<b>1:27.585</b>	<b>44.563</b>	133	22.061	238	20.961	188	238	28	0	1:59.315	57.103	126	37.952	68	24.260	190	68
9	0	1:27.815	44.735	133	22.107	237	20.973	188	237	29	0	1:29.935	45.996	<b>136</b>	22.478	237	21.461	<b>190</b>	237
10	0	1:27.691	44.674	133	22.112	236	20.905	187	236	30	0	1:28.737	45.265	132	22.241	238	21.231	190	238
11	0	1:27.773	44.641	135	22.076	237	21.056	188	237	31	0	1:28.650	45.655	135	22.103	238	20.892	190	238
12	0	1:28.004	44.919	133	22.108	236	20.977	188	236	32	0	1:27.710	44.791	133	22.105	237	<b>20.814</b>	189	237
13	0	1:27.861	44.717	132	22.136	237	21.008	187	237	33	0	1:27.620	44.734	133	<b>22.051</b>	237	20.835	188	237
14	0	1:27.972	44.723	131	22.136	237	21.113	187	237	34	0	1:27.720	44.568	133	22.263	237	20.889	188	237
15	0	1:28.130	44.813	134	22.188	237	21.129	188	237	35	0	1:27.709	44.715	132	22.078	237	20.916	189	237
16	0	1:28.408	45.054	133	22.214	237	21.140	188	237	36	0	1:27.812	44.655	134	22.118	238	21.039	188	238
17	0	1:28.614	44.935	133	22.305	237	21.374	188	237	37	0	1:27.620	44.620	132	22.081	238	20.919	188	238
18	0	1:29.612	45.565	130	22.555	237	21.492	188	237	38	0	1:27.788	44.679	133	22.098	239	21.011	189	239
19	0	2:05.614	45.459	129	44.234	80	35.921	80	80	39	0	1:28.206	44.841	132	22.311	238	21.054	188	238
20	0	2:41.286	1:16.753	80	47.261	77	37.272		77										
<b>11</b> Marco Wittmann  Project 1 <b>theoretical best time: 1:26.890</b>																			
1	0	1:31.517	47.099	131	22.500	242	21.918	191	242	21	0	2:45.045	1:20.232	79	47.351	79	37.462	80	79
2	0	1:28.800	45.410	131	22.098	242	21.292	193	242	22	0	2:05.749	1:15.547	115	24.865	237	25.337	183	237
3	0	1:27.917	44.871	133	21.906	241	21.140	192	241	23	0	1:38.035	51.901	131	23.044	241	23.090	187	241
4	0	1:27.347	44.511	133	21.837	241	20.999	192	241	24	0	1:32.236	48.063	131	22.346	241	21.827	188	241
5	0	1:26.996	44.402	133	<b>21.772</b>	242	20.822	192	242	25	0	1:30.120	46.384	133	22.116	241	21.620	190	241
6	0	1:27.268	44.477	133	21.894	242	20.897	193	242	26	0	1:50.513	48.382	85	32.564	144	29.567	165	144
7	0	1:27.289	44.495	133	21.818	242	20.976	194	242	27	0	2:07.085	1:04.809	86	32.918	162	29.358	152	162
8	0	1:27.457	44.548	131	21.857	242	21.052	193	242	28	0	2:03.193	58.677	116	39.335	76	25.181	194	76
9	0	1:27.275	44.526	133	21.818	242	20.931	193	242	29	0	1:29.766	46.008	132	22.324	<b>244</b>	21.434	<b>195</b>	<b>244</b>
10	0	1:27.549	44.648	132	21.877	243	21.024	193	243	30	0	1:28.033	45.041	134	22.008	243	20.984	194	243
11	0	1:27.414	44.507	133	21.857	243	21.050	192	243	31	0	1:27.436	44.654	133	21.826	243	20.956	192	243
12	0	1:27.885	44.592	131	22.045	242	21.248	194	242	32	0	1:27.076	44.419	133	21.853	243	20.804	194	243
13	0	1:28.227	45.109	130	22.000	243	21.118	192	243	33	0	1:27.201	44.453	134	21.876	243	20.872	194	243
14	0	1:27.762	44.757	130	21.992	243	21.013	193	243	34	0	1:27.088	44.468	134	21.785	243	20.835	195	243
15	0	1:27.957	44.873	130	21.998	243	21.086	193	243	35	0	1:27.232	44.356	<b>135</b>	21.946	242	20.930	194	242
16	0	1:28.616	45.082	131	22.194	243	21.340	192	243	36	0	1:27.151	44.434	133	21.867	244	20.850	194	244
17	0	1:28.312	45.200	130	22.039	243	21.073	194	243	37	0	<b>1:26.922</b>	<b>44.330</b>	133	21.804	243	<b>20.788</b>	194	243
18	0	1:30.427	46.168	130	22.712	241	21.547	192	241	38	0	1:27.125	44.379	132	21.897	243	20.849	194	243
19	0	1:54.794	46.072	132	31.393	78	37.329		78	39	0	1:27.692	44.447	133	22.152	242	21.093	194	242
20	0	3:03.692	1:39.768	79	47.334	79	36.590	79	79										



### Sector List

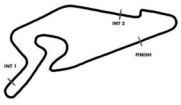
Lap	Id	Time	SE1	SP1	SE2	SP2	SE3	SP3	TSP	Lap	Id	Time	SE1	SP1	SE2	SP2	SE3	SP3	TSP	
<b>14</b>		Jack Aitken									EMIL FREY RACING									theoretical best time: 1:27.103
1	1	1:30.080	46.177	129	22.437	238	21.466	190	238	20	1	2:40.182	1:17.319	80	46.866	79	35.997	80	79	
2	1	1:28.640	45.290	132	22.295	238	21.055	192	238	21	1	2:46.930	1:20.872	79	46.886	79	39.172	80	79	
3	1	1:27.878	44.890	134	21.888	239	21.100	192	239	22	1	2:35.388	1:49.468	128	23.210	232	22.710	185	232	
4	1	1:27.292	44.574	133	21.827	240	20.891	192	240	23	1	1:34.198	48.508	129	22.973	233	22.717	185	233	
5	1	1:27.362	44.499	132	21.950	241	20.913	192	241	24	1	1:43.749	49.536	123	24.111	228	30.102		228	
6	1	1:27.488	44.657	133	21.934	240	20.897	192	240	25	1	2:07.537	1:22.975	132	22.899	236	21.663	191	236	
7	1	1:27.292	44.578	133	<b>21.782</b>	241	20.932	192	241	26	1	2:01.180	56.852	126	33.228	129	31.100	101	129	
8	1	1:27.237	44.523	134	21.785	241	20.929	192	241	27	1	1:55.806	56.547	128	35.571	84	23.688	192	84	
9	1	<b>1:27.208</b>	<b>44.497</b>	133	21.887	240	<b>20.824</b>	192	240	28	1	1:31.287	46.421	135	22.614	242	22.252	192	242	
10	1	1:27.591	44.604	131	21.949	240	21.038	191	240	29	1	1:28.701	45.269	133	22.285	240	21.147	192	240	
11	1	1:27.783	44.695	132	21.975	240	21.113	191	240	30	1	1:29.215	45.332	131	22.177	241	21.706	<b>194</b>	241	
12	1	1:28.012	44.890	131	22.064	239	21.058	192	239	31	1	1:30.366	46.092	130	22.871	<b>243</b>	21.403	192	<b>243</b>	
13	1	1:27.625	44.691	132	22.031	240	20.903	191	240	32	1	1:28.374	44.938	132	22.243	241	21.193	192	241	
14	1	1:28.195	44.848	131	21.996	240	21.351	192	240	33	1	1:29.167	45.525	133	22.065	241	21.577	192	241	
15	1	1:27.915	44.767	132	22.051	241	21.097	192	241	34	1	1:28.031	44.939	132	22.142	240	20.950	192	240	
16	1	1:28.540	45.225	132	22.272	238	21.043	191	238	35	1	1:27.826	44.804	133	22.009	240	21.013	192	240	
17	1	1:33.368	44.930	132	22.236	239	26.202		239	36	1	1:27.943	44.794	<b>135</b>	22.045	241	21.104	193	241	
18	1	2:13.131	1:25.382	123	24.855	233	22.894	188	233	37	1	1:28.302	44.673	133	22.038	241	21.591	193	241	
19	1	2:24.532	1:01.481	80	46.923	79	36.128	80	79	38	1	1:28.515	44.890	133	22.083	241	21.542	192	241	
<b>19</b>		Maximilian Paul									GRT Grasser-Racing-Team									theoretical best time: 1:26.730
1	0	1:34.284	48.579	125	23.041	240	22.664	189	240	21	0	3:10.619	1:45.583	80	47.288	80	37.748	81	80	
2	0	1:29.727	46.175	133	22.305	238	21.247	192	238	22	0	2:04.914	1:14.495	110	25.203	233	25.216	185	233	
3	0	1:29.373	45.351	133	22.257	240	21.765	190	240	23	0	1:38.168	52.463	126	23.259	237	22.446	189	237	
4	0	1:29.809	45.414	132	22.318	238	22.077	192	238	24	0	1:32.005	48.223	133	22.367	237	21.415	186	237	
5	0	1:29.263	46.281	132	21.966	240	21.016	194	240	25	0	1:32.542	48.254	131	22.691	238	21.597	190	238	
6	0	1:27.125	44.431	135	21.864	239	<b>20.830</b>	193	239	26	0	1:37.230	45.743	134	22.554	165	28.933	136	165	
7	0	1:27.032	44.275	134	<b>21.858</b>	239	20.899	194	239	27	0	2:07.107	1:04.393	95	33.933	149	28.781	151	149	
8	0	<b>1:26.739</b>	<b>44.042</b>	133	21.864	240	20.833	191	240	28	0	2:01.490	57.918	131	39.037	73	24.535	191	73	
9	0	1:27.247	44.322	<b>136</b>	21.932	238	20.993	192	238	29	0	1:30.918	45.575	134	22.560	240	22.783	191	240	
10	0	1:27.314	44.482	135	21.909	238	20.923	190	238	30	0	1:28.506	45.159	130	22.239	238	21.108	191	238	
11	0	1:27.875	44.490	134	22.018	238	21.367	<b>195</b>	238	31	0	1:27.613	44.525	133	22.065	240	21.023	193	240	
12	0	1:27.947	44.885	133	22.030	238	21.032	192	238	32	0	1:27.490	44.388	134	21.978	240	21.124	190	240	
13	0	1:27.815	44.701	133	22.115	238	20.999	192	238	33	0	1:27.641	44.492	134	22.115	240	21.034	192	240	
14	0	1:27.970	44.791	133	21.986	240	21.193	192	240	34	0	1:27.758	44.549	133	22.048	239	21.161	192	239	
15	0	1:27.997	44.808	133	22.079	<b>241</b>	21.110	192	<b>241</b>	35	0	1:28.608	45.448	134	22.153	240	21.007	191	240	
16	0	1:28.211	44.956	129	22.128	240	21.127	192	240	36	0	1:27.769	44.696	133	21.966	240	21.107	190	240	
17	0	1:28.368	44.918	132	22.323	240	21.127	190	240	37	0	1:27.923	44.500	133	22.125	240	21.298	194	240	
18	0	1:29.895	45.732	130	22.559	238	21.604	192	238	38	0	1:27.952	44.738	133	22.049	240	21.165	192	240	
19	0	1:59.817	45.498	132	38.485	80	35.834	82	80	39	0	1:28.575	44.983	133	22.157	240	21.435	194	240	
20	0	2:40.383	1:16.601	80	46.586	80	37.196		80											





### Sector List

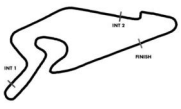
Lap	Id	Time	SE1	SP1	SE2	SP2	SE3	SP3	TSP	Lap	Id	Time	SE1	SP1	SE2	SP2	SE3	SP3	TSP
<b>22</b>			Lucas Auer								Mercedes-AMG Team WINWARD								<b>theoretical best time: 1:26.486</b>
1	0	1:29.503	45.822	130	22.441	238	21.240	191	238	21	0	3:09.040	1:43.019	80	47.421	79	38.600	80	79
2	0	1:28.008	44.904	134	22.091	240	21.013	192	240	22	0	2:12.475	1:20.577	109	25.594	235	26.304	182	235
3	0	1:27.875	44.806	135	22.003	240	21.066	191	240	23	0	1:38.756	52.617	130	23.102	238	23.037	187	238
4	0	1:27.623	44.773	136	21.907	241	20.943	192	241	24	0	1:32.958	48.837	135	22.477	239	21.644	188	239
5	0	1:27.665	44.779	135	21.985	241	20.901	192	241	25	0	1:32.098	46.888	136	22.231	238	22.979	189	238
6	0	1:27.413	44.590	135	21.845	242	20.978	192	242	26	0	1:51.409	49.940	96	32.334	171	29.135	134	171
7	0	1:27.395	44.474	135	21.946	240	20.975	192	240	27	0	2:07.426	1:05.925	79	32.321	160	29.180	137	160
8	0	1:27.185	44.409	133	21.885	241	20.891	191	241	28	0	2:04.649	59.201	103	39.853	74	25.595	192	74
9	0	1:27.141	44.420	136	21.879	241	20.842	191	241	29	0	1:28.035	45.138	<b>138</b>	22.103	240	20.794	<b>193</b>	240
10	0	1:27.208	44.392	136	21.853	241	20.963	192	241	30	0	1:27.048	44.474	137	21.863	241	<b>20.711</b>	193	241
11	0	1:27.210	44.393	136	21.872	242	20.945	191	242	31	0	1:27.119	44.405	136	21.799	241	20.915	192	241
12	0	1:27.436	44.483	135	21.902	241	21.051	191	241	32	0	1:27.117	44.390	136	21.812	241	20.915	192	241
13	0	1:27.487	44.611	134	21.955	241	20.921	192	241	33	0	1:27.036	44.403	136	21.803	242	20.830	192	242
14	0	1:27.474	44.590	135	21.966	242	20.918	192	242	34	0	1:26.706	44.107	137	21.782	242	20.817	191	242
15	0	1:27.623	44.544	135	22.033	242	21.046	191	242	35	<b>0</b>	<b>1:26.667</b>	<b>44.074</b>	137	21.842	241	20.751	192	241
16	0	1:28.538	44.904	135	22.310	241	21.324	191	241	36	0	1:26.821	44.207	137	<b>21.701</b>	<b>243</b>	20.913	192	<b>243</b>
17	0	1:28.799	45.103	134	22.375	239	21.321	191	239	37	0	1:26.755	44.140	136	21.765	242	20.850	192	242
18	0	1:29.541	45.589	135	22.602	241	21.350	191	241	38	0	1:27.017	44.345	136	21.768	242	20.904	192	242
19	0	1:41.867	45.705	136	22.575	237	33.587	81	237	39	0	1:27.115	44.249	137	21.790	242	21.076	192	242
20	0	2:43.955	1:18.435	80	47.696	78	37.824		78										
<b>24</b>			Ayhancan Güven								Team75 Motorsport								<b>theoretical best time: 1:27.420</b>
1	0	1:36.388	49.394	128	23.453	<b>241</b>	23.541	187	<b>241</b>	11	0	1:27.577	<b>44.549</b>	133	22.011	239	21.017	189	239
2	0	1:31.269	46.937	132	22.933	235	21.399	<b>191</b>	235	12	0	1:28.093	44.994	133	22.040	238	21.059	189	238
3	0	1:28.601	45.049	135	22.284	238	21.268	190	238	13	0	1:28.021	44.894	132	22.058	238	21.069	190	238
4	0	1:29.652	45.184	133	22.197	241	22.271	188	241	14	0	1:27.946	44.655	133	22.167	238	21.124	189	238
5	0	1:29.124	45.543	135	22.122	240	21.459	188	240	15	0	1:28.336	44.982	132	22.171	239	21.183	188	239
6	0	1:28.402	45.065	133	22.192	240	21.145	190	240	16	0	1:29.331	45.288	132	22.413	234	21.630	190	234
7	0	1:28.126	44.897	132	22.122	239	21.107	190	239	17	0	1:28.705	45.069	133	22.408	237	21.228	189	237
8	0	1:27.883	44.995	133	21.965	239	<b>20.923</b>	188	239	18	0	1:29.615	45.446	130	22.747	237	21.422	189	237
9	<b>0</b>	<b>1:27.557</b>	44.605	<b>135</b>	<b>21.948</b>	239	21.004	190	239	19									
10	0	1:27.802	44.701	134	22.073	237	21.028	189	237										
<b>27</b>			David Schumacher								Mercedes-AMG Team WINWARD								<b>theoretical best time: 1:27.439</b>
1	0	1:34.628	48.723	128	23.366	238	22.539	189	238	11	0	1:27.686	44.623	<b>136</b>	22.026	238	21.037	191	238
2	0	1:30.050	46.088	130	22.505	238	21.457	190	238	12	0	1:28.393	44.653	131	22.614	238	21.126	191	238
3	0	1:28.905	45.123	133	22.168	<b>241</b>	21.614	190	<b>241</b>	13	0	1:27.867	44.653	132	22.108	240	21.106	190	240
4	0	1:29.449	45.652	133	22.219	241	21.578	<b>191</b>	241	14	0	1:28.675	45.106	129	22.206	239	21.363	190	239
5	0	1:30.238	46.800	132	22.245	240	21.193	191	240	15	0	1:29.086	45.165	129	22.370	240	21.551	191	240
6	0	1:28.053	44.793	133	22.147	237	21.113	191	237	16	0	1:30.481	46.181	129	22.589	235	21.711	191	235
7	0	1:32.412	48.854	131	22.173	240	21.385	191	240	17	0	1:29.428	45.338	127	22.701	238	21.389	191	238
8	0	1:32.846	49.634	131	22.125	238	21.087	190	238	18	0	1:30.070	45.941	130	22.709	238	21.420	190	238
9	0	1:32.015	48.917	133	22.040	238	21.058	191	238	19	0	2:18.029	54.816	79	46.915	80	36.298	81	80
10	<b>0</b>	<b>1:27.439</b>	<b>44.517</b>	134	<b>21.963</b>	238	<b>20.959</b>	190	238	20	0	2:42.142	1:17.776	80	46.824	80	37.542	80	80



Sector List

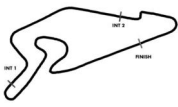
Lap Id	Time	SE1	SP1	SE2	SP2	SE3	SP3	TSP	Lap Id	Time	SE1	SP1	SE2	SP2	SE3	SP3	TSP		
<b>33</b>		Rene Rast								Schubert Motorsport							theoretical best time: 1:27.041		
1	0	1:32.078	47.516	129	22.845	236	21.717	188	236	21	0	3:10.488	1:43.009	78	47.848	79	39.631	79	
2	0	1:30.464	46.583	130	22.496	<b>242</b>	21.385	<b>192</b>	<b>242</b>	22	0	2:14.824	1:27.106	130	23.665	234	24.053	185	234
3	0	1:28.493	45.287	132	22.219	240	20.987	191	240	23	0	1:36.806	50.401	127	23.248	235	23.157	183	235
4	0	1:27.525	44.768	133	22.026	241	<b>20.731</b>	192	241	24	0	1:36.217	48.904	127	23.371	233	23.942	184	233
5	0	1:27.371	44.615	134	21.976	241	20.780	191	241	25	0	1:42.258	49.749	122	23.671	232	28.838		232
6	0	1:27.442	44.534	132	22.001	240	20.907	191	240	26	0	2:02.751	1:18.819	131	22.662	237	21.270	190	237
7	0	1:27.346	44.658	134	21.920	240	20.768	192	240	27	0	1:36.498	45.686	133	22.526	238	28.286	92	238
8	0	1:27.159	<b>44.439</b>	134	<b>21.871</b>	240	20.849	192	240	28	0	1:54.813	56.479	116	35.283	76	23.051	191	76
9	0	1:27.274	44.455	133	21.953	241	20.866	191	241	29	0	1:30.407	45.479	129	22.370	241	22.558	192	241
10	<b>0</b>	<b>1:27.144</b>	44.453	<b>135</b>	21.926	241	20.765	191	241	30	0	1:29.359	45.928	133	22.388	240	21.043	191	240
11	0	1:28.213	44.669	134	21.935	241	21.609	192	241	31	0	1:28.153	44.928	132	22.125	242	21.100	192	242
12	0	1:28.010	44.908	133	22.075	241	21.027	191	241	32	0	1:28.344	45.176	133	22.176	241	20.992	191	241
13	0	1:27.784	44.817	133	22.014	241	20.953	191	241	33	0	1:28.044	45.001	133	22.182	240	20.861	192	240
14	0	1:28.212	44.808	134	22.154	241	21.250	190	241	34	0	1:28.079	44.984	133	22.169	240	20.926	191	240
15	0	1:28.185	44.938	135	22.226	241	21.021	191	241	35	0	1:28.171	45.122	133	22.163	240	20.886	192	240
16	0	1:28.476	45.034	134	22.228	240	21.214	191	240	36	0	1:28.077	44.865	129	22.101	240	21.111	191	240
17	0	1:28.318	45.084	133	22.231	241	21.003	191	241	37	0	1:27.960	44.816	133	22.156	241	20.988	191	241
18	0	1:30.145	46.068	131	22.737	241	21.340	192	241	38	0	1:28.244	44.939	133	22.209	240	21.096	191	240
19	0	1:56.734	45.868	130	34.301	79	36.565	79	79	39	0	1:28.295	45.034	133	22.206	241	21.055	188	241
20	0	2:42.759	1:17.903	78	47.491	79	37.365		79										
<b>36</b>		Arjun Maini								Mercedes-AMG Team HRT							theoretical best time: 1:27.404		
1	0	1:36.905	49.690	116	23.697	<b>243</b>	23.518	190	<b>243</b>	21	0	2:49.411	1:23.772	79	47.228	79	38.411	79	79
2	0	1:32.154	47.429	<b>137</b>	22.465	242	22.260	190	242	22	0	1:52.875	1:03.539	121	24.471	235	24.865	182	235
3	0	1:29.573	45.943	136	22.275	240	21.355	<b>192</b>	240	23	0	1:36.171	50.338	132	23.049	236	22.784	186	236
4	0	1:28.296	44.846	137	22.131	238	21.319	191	238	24	0	1:31.853	47.778	134	22.580	237	21.495	190	237
5	0	1:29.229	45.654	133	22.247	239	21.328	191	239	25	0	1:30.590	45.940	132	22.454	236	22.196	189	236
6	0	1:28.534	45.068	135	22.285	239	21.181	191	239	26	0	1:30.169	46.496	135	22.179	238	21.494	162	238
7	0	1:28.347	44.919	133	22.150	240	21.278	191	240	27	0	2:08.501	1:05.346	115	33.751	135	29.404	112	135
8	0	1:27.974	44.784	135	22.122	240	21.068	191	240	28	0	1:57.833	56.948	126	36.859	66	24.026	191	66
9	0	1:27.853	44.679	135	22.031	240	21.143	191	240	29	0	1:29.356	45.284	136	22.589	238	21.483	192	238
10	0	1:28.140	44.763	133	22.195	238	21.182	191	238	30	0	1:28.811	45.297	135	22.295	240	21.219	192	240
11	0	1:27.969	44.682	134	22.190	238	21.097	191	238	31	0	1:28.555	45.215	135	22.238	240	21.102	192	240
12	0	1:27.840	44.674	134	22.053	238	21.113	191	238	32	0	1:27.890	44.737	135	22.074	241	21.079	192	241
13	0	1:27.874	44.759	135	22.068	239	21.047	191	239	33	0	1:27.580	44.603	135	22.028	240	<b>20.949</b>	192	240
14	0	1:28.034	44.754	132	22.194	239	21.086	191	239	34	<b>0</b>	<b>1:27.498</b>	44.527	136	<b>21.978</b>	240	20.993	192	240
15	0	1:28.658	44.995	133	22.368	240	21.295	191	240	35	0	1:27.696	44.580	134	22.071	240	21.045	192	240
16	0	1:28.766	45.085	132	22.398	238	21.283	191	238	36	0	1:27.701	<b>44.477</b>	136	22.162	240	21.062	192	240
17	0	1:28.740	45.025	131	22.489	237	21.226	191	237	37	0	1:27.836	44.580	132	22.086	240	21.170	191	240
18	0	1:29.823	45.820	132	22.562	238	21.441	191	238	38	0	1:27.900	44.771	132	22.032	240	21.097	192	240
19	0	2:12.949	47.771	76	47.395	79	37.783		79	39	0	1:28.646	44.602	133	22.132	241	21.912	190	241
20	0	3:06.667	1:42.416	79	47.457	78	36.794	79	78										





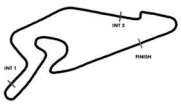
Sector List

Lap	Id	Time	SE1	SP1	SE2	SP2	SE3	SP3	TSP	Lap	Id	Time	SE1	SP1	SE2	SP2	SE3	SP3	TSP	
<b>40</b>		Mattia Drudi								Tresor Orange 1	theoretical best time: 1:27.083									
1	0	1:35.053	49.237	129	23.273	240	22.543	187	240	21	0	2:47.131	1:22.499	80	46.794	81	37.838	81	81	
2	0	1:31.839	45.911	133	22.676	<b>243</b>	23.252	190	<b>243</b>	22	0	1:54.166	1:05.834	124	24.043	234	24.289	183	234	
3	0	1:29.036	45.527	133	22.266	238	21.243	189	238	23	0	1:35.658	50.102	132	23.009	236	22.547	180	236	
4	0	1:29.995	45.051	134	22.508	239	22.436	184	239	24	0	1:31.652	47.784	133	22.422	236	21.446	186	236	
5	0	1:29.434	45.986	136	22.119	238	21.329	188	238	25	0	1:32.933	46.766	130	23.575	235	22.592	188	235	
6	0	1:28.481	45.156	133	22.159	240	21.166	190	240	26	0	1:30.007	45.956	131	22.250	238	21.801	157	238	
7	0	1:28.211	45.008	132	22.116	238	21.087	189	238	27	0	2:07.275	1:04.464	129	34.311	137	28.500	140	137	
8	0	1:27.937	44.915	132	22.031	239	20.991	189	239	28	0	1:59.280	57.072	130	37.931	70	24.277	189	70	
9	0	1:27.762	44.728	134	22.022	239	21.012	188	239	29	0	1:29.741	45.736	133	22.506	240	21.499	190	240	
10	0	1:27.948	44.843	133	22.071	239	21.034	190	239	30	0	1:28.530	45.179	135	22.214	241	21.137	191	241	
11	0	1:27.733	44.703	134	22.066	237	20.964	189	237	31	0	1:27.911	45.095	135	21.981	238	20.835	191	238	
12	0	1:28.015	44.732	134	22.149	237	21.134	191	237	32	0	1:27.160	44.435	135	21.976	239	20.749	191	239	
13	0	1:28.119	44.714	134	22.245	237	21.160	188	237	33	0	<b>1:27.159</b>	44.431	135	21.991	239	<b>20.737</b>	191	239	
14	0	1:28.090	44.716	133	22.160	239	21.214	189	239	34	0	1:27.344	<b>44.378</b>	135	21.994	241	20.972	<b>193</b>	241	
15	0	1:28.685	45.021	131	22.463	238	21.201	189	238	35	0	1:27.608	44.688	<b>137</b>	21.977	241	20.943	191	241	
16	0	1:28.684	45.106	133	22.328	238	21.250	190	238	36	0	1:27.453	44.522	135	21.980	241	20.951	191	241	
17	0	1:28.807	45.037	133	22.603	237	21.167	188	237	37	0	1:27.534	44.605	134	<b>21.968</b>	240	20.961	190	240	
18	0	1:29.842	45.684	132	22.779	237	21.379	190	237	38	0	1:28.349	44.806	135	22.223	241	21.320	191	241	
19	0	2:10.883	46.497	127	46.841	79	37.545		79	39	0	1:28.354	44.997	133	22.188	240	21.169	188	240	
20	0	3:07.970	1:43.059	78	47.751	79	37.160	79	79											
<b>48</b>		Maro Engel								Mercedes-AMG Team MANN-FILTER	theoretical best time: 1:27.119									
1	0	1:35.829	48.940	130	23.741	239	23.148	190	239	21	0	2:47.222	1:21.670	80	47.318	78	38.234	80	78	
2	0	1:30.183	45.689	134	22.360	241	22.134	191	241	22	0	2:01.782	1:12.049	122	24.948	235	24.785	183	235	
3	0	1:28.308	45.032	135	22.087	240	21.189	190	240	23	0	1:35.827	50.668	130	22.866	238	22.293	185	238	
4	0	1:29.571	45.867	132	22.198	242	21.506	192	242	24	0	1:31.850	47.723	134	22.446	239	21.681	190	239	
5	0	1:29.672	46.226	132	22.236	240	21.210	190	240	25	0	1:31.505	47.175	131	22.595	239	21.735	190	239	
6	0	1:28.061	44.845	134	22.124	239	21.092	191	239	26	0	1:37.457	46.109	134	22.404	189	28.944	125	189	
7	0	1:27.404	44.605	133	21.904	239	<b>20.895</b>	192	239	27	0	2:07.488	1:04.509	122	33.819	144	29.160	145	144	
8	0	1:27.238	44.402	135	21.857	240	20.979	191	240	28	0	2:00.783	57.589	133	38.710	73	24.484	192	73	
9	0	1:27.457	<b>44.375</b>	133	21.963	239	21.119	191	239	29	0	1:29.985	45.511	<b>136</b>	22.316	241	22.158	191	241	
10	0	1:27.491	44.608	134	21.891	239	20.992	191	239	30	0	1:27.892	44.787	136	22.076	240	21.029	192	240	
11	0	<b>1:27.225</b>	44.440	133	<b>21.849</b>	240	20.936	191	240	31	0	1:27.419	44.515	135	21.921	242	20.983	192	242	
12	0	1:27.599	44.586	135	21.950	238	21.063	191	238	32	0	1:27.872	44.755	136	22.011	<b>243</b>	21.106	192	<b>243</b>	
13	0	1:27.476	44.567	133	21.886	240	21.023	191	240	33	0	1:27.714	44.722	135	21.978	242	21.014	192	242	
14	0	1:27.829	44.680	132	21.973	240	21.176	191	240	34	0	1:27.681	44.616	136	21.936	242	21.129	192	242	
15	0	1:28.202	44.873	132	22.138	241	21.191	191	241	35	0	1:28.114	45.148	135	21.978	240	20.988	<b>193</b>	240	
16	0	1:28.512	44.998	132	22.238	240	21.276	191	240	36	0	1:27.670	44.691	135	21.927	241	21.052	192	241	
17	0	1:28.710	45.118	131	22.274	239	21.318	190	239	37	0	1:27.699	44.635	132	21.993	242	21.071	192	242	
18	0	1:29.844	45.882	131	22.567	239	21.395	191	239	38	0	1:28.247	44.781	135	22.158	242	21.308	192	242	
19	0	2:03.550	45.640	133	40.656	78	37.254		78	39	0	1:29.338	45.672	131	22.203	241	21.463	191	241	
20	0	3:04.661	1:41.324	79	46.815	79	36.522	80	79											



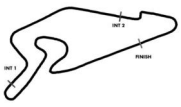
### Sector List

Lap	Id	Time	SE1	SP1	SE2	SP2	SE3	SP3	TSP	Lap	Id	Time	SE1	SP1	SE2	SP2	SE3	SP3	TSP	
<b>56</b>		Sandro Holzem									Project 1									<b>theoretical best time: 1:27.359</b>
1	0	1:37.372	50.484	125	23.851	225	23.037	192	225	21	0	2:33.331	1:23.180	77	43.870	173	26.281	179	173	
2	0	1:32.397	47.489	128	22.419	243	22.489	194	243	22	0	1:39.284	52.703	126	23.041	239	23.540	187	239	
3	0	1:29.148	45.490	135	22.143	245	21.515	195	245	23	0	1:33.036	48.300	130	22.540	240	22.196	187	240	
4	0	1:28.357	45.095	133	21.835	245	21.427	195	245	24	0	1:32.745	46.605	133	22.286	242	23.854	176	242	
5	0	1:29.464	45.951	130	22.085	244	21.428	195	244	25	0	1:36.190	49.273	122	24.230	237	22.687	191	237	
6	0	1:28.674	45.315	130	21.987	245	21.372	194	245	26	0	1:28.293	45.081	133	22.030	243	21.182	192	243	
7	0	1:28.647	45.016	133	22.019	244	21.612	194	244	27	0	1:44.821	44.684	135	28.980	143	31.157	106	143	
8	0	<b>1:27.530</b>	<b>44.467</b>	132	<b>21.738</b>	244	21.325	192	244	28	0	1:55.360	56.561	114	35.387	83	23.412	194	83	
9	0	1:27.578	44.478	132	21.821	246	21.279	194	246	29	0	1:28.793	44.857	133	22.386	238	21.550	194	238	
10	0	1:28.192	44.773	132	22.061	244	21.358	194	244	30	0	1:28.911	44.811	134	22.093	233	22.007	194	233	
11	0	1:28.116	44.837	132	22.044	243	21.235	194	243	31	0	1:31.669	48.519	<b>136</b>	21.937	<b>246</b>	21.213	<b>196</b>	<b>246</b>	
12	0	1:27.837	44.626	128	21.959	244	21.252	195	244	32	0	1:28.408	44.940	132	22.314	244	<b>21.154</b>	195	244	
13	0	1:28.041	44.755	132	22.025	245	21.261	195	245	33	0	1:27.836	44.501	133	21.950	246	21.385	195	246	
14	0	1:28.224	44.671	130	21.945	245	21.608	194	245	34	0	1:27.885	44.627	133	22.050	245	21.208	195	245	
15	0	1:33.506	44.736	130	22.531	244	26.239		244	35	0	1:28.342	44.793	133	22.026	245	21.523	194	245	
16	0	2:08.059	1:23.144	129	23.082	236	21.833	192	236	36	0	1:27.830	44.622	135	22.022	244	21.186	195	244	
17	0	1:31.255	46.251	130	23.000	242	22.004	194	242	37	0	1:27.880	44.651	135	22.005	246	21.224	196	246	
18	0	1:31.721	45.837	130	22.979	240	22.905	95	240	38	0	1:28.194	44.823	131	22.032	245	21.339	195	245	
19	0	2:42.739	1:18.445	79	47.457	79	36.837	79	79	39	0	1:28.403	44.907	133	22.116	246	21.380	195	246	
20	0	2:43.479	1:18.782	79	47.646	79	37.051	79	79											
<b>63</b>		Clemens Schmid									GRT Grasser-Racing-Team									<b>theoretical best time: 1:27.101</b>
1	1	1:33.215	47.886	125	23.306	236	22.023	190	236	21	1	2:46.496	1:21.796	78	46.798	82	37.902	80	82	
2	1	1:29.748	45.851	133	22.269	<b>241</b>	21.628	191	<b>241</b>	22	1	2:01.594	1:12.247	124	24.117	237	25.230	181	237	
3	1	1:28.545	45.286	132	22.170	239	21.089	191	239	23	1	1:38.181	52.321	128	23.058	237	22.802	187	237	
4	1	1:28.238	44.772	133	22.129	239	21.337	191	239	24	1	1:32.930	48.188	133	22.306	238	22.436	179	238	
5	1	<b>1:27.122</b>	44.331	135	21.863	239	<b>20.928</b>	190	239	25	1	1:32.171	47.919	132	22.583	230	21.669	190	230	
6	1	1:27.381	<b>44.324</b>	133	21.861	239	21.196	192	239	26	1	1:37.912	46.407	133	22.610	180	28.895	120	180	
7	1	1:28.443	45.184	<b>137</b>	21.926	239	21.333	191	239	27	1	2:07.263	1:04.664	116	33.606	156	28.993	146	156	
8	1	1:27.351	44.449	136	21.866	239	21.036	193	239	28	1	2:00.699	57.798	127	38.243	73	24.658	190	73	
9	1	1:27.430	44.530	135	21.858	240	21.042	191	240	29	1	1:30.160	46.354	135	22.374	239	21.432	192	239	
10	1	1:27.346	44.474	134	<b>21.849</b>	238	21.023	192	238	30	1	1:28.707	45.349	134	22.141	240	21.217	193	240	
11	1	1:27.697	44.610	132	21.971	240	21.116	<b>194</b>	240	31	1	1:31.740	48.626	134	21.989	240	21.125	191	240	
12	1	1:27.586	44.509	135	22.003	239	21.074	192	239	32	1	1:27.739	44.687	131	21.926	240	21.126	192	240	
13	1	1:27.884	44.635	134	22.021	240	21.228	191	240	33	1	1:27.671	44.627	133	21.978	240	21.066	191	240	
14	1	1:27.917	44.782	133	22.045	240	21.090	191	240	34	1	1:27.460	44.498	135	21.929	240	21.033	193	240	
15	1	1:28.334	44.900	132	22.043	241	21.391	192	241	35	1	1:27.684	44.667	135	21.998	241	21.019	192	241	
16	1	1:28.728	45.249	129	22.141	240	21.338	192	240	36	1	1:27.695	44.493	134	22.034	239	21.168	192	239	
17	1	1:28.549	44.987	132	22.353	239	21.209	191	239	37	1	1:27.747	44.642	133	21.963	240	21.142	191	240	
18	1	1:29.564	45.695	131	22.536	240	21.333	192	240	38	1	1:27.943	44.762	134	22.030	238	21.151	192	238	
19	1	1:57.738	45.662	131	34.864	80	37.212		80	39	1	1:28.148	44.715	132	22.095	240	21.338	192	240	
20	1	3:13.370	1:49.974	80	46.813	80	36.583	81	80											



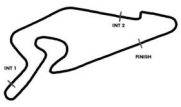
Sector List

Lap Id	Time	SE1	SP1	SE2	SP2	SE3	SP3	TSP	Lap Id	Time	SE1	SP1	SE2	SP2	SE3	SP3	TSP		
<b>69</b>		Thierry Vermeulen								<b>EMIL FREY RACING</b>							theoretical best time: 1:27.012		
1	1	1:33.563	48.352	130	23.050	237	22.161	190	237	21	1	3:07.386	1:42.586	78	47.090	80	37.710	81	80
2	1	1:30.236	46.329	132	22.357	238	21.550	191	238	22	1	2:05.467	1:14.583	112	25.334	229	25.550	180	229
3	1	1:29.128	45.285	130	22.088	<b>243</b>	21.755	190	<b>243</b>	23	1	1:38.088	51.947	127	23.159	234	22.982	180	234
4	1	1:30.014	45.720	128	22.365	240	21.929	190	240	24	1	1:31.937	48.218	134	22.291	236	21.428	190	236
5	1	1:27.804	44.917	134	21.990	238	20.897	<b>192</b>	238	25	1	1:35.098	50.679	131	22.598	235	21.821	190	235
6	1	1:27.341	44.487	134	21.975	237	20.879	191	237	26	1	1:37.119	45.756	137	22.502	188	28.861	148	188
7	1	1:27.257	44.403	134	22.010	237	20.844	191	237	27	1	2:07.211	1:04.515	80	33.550	154	29.146	148	154
8	1	<b>1:27.120</b>	<b>44.325</b>	136	21.916	237	20.879	191	237	28	1	2:01.946	58.103	128	38.831	76	25.012	191	76
9	1	1:27.288	44.498	134	22.007	237	<b>20.783</b>	192	237	29	1	1:30.242	45.694	131	22.677	240	21.871	190	240
10	1	1:27.531	44.460	134	21.961	237	21.110	191	237	30	1	1:27.861	44.891	135	22.048	240	20.922	191	240
11	1	1:27.441	44.504	133	22.040	237	20.897	192	237	31	1	1:27.759	44.650	135	21.984	242	21.125	192	242
12	1	1:27.536	44.562	135	21.930	237	21.044	191	237	32	1	1:27.782	44.650	135	22.042	241	21.090	192	241
13	1	1:27.722	44.595	136	22.064	237	21.063	191	237	33	1	1:27.722	44.707	132	21.948	240	21.067	191	240
14	1	1:27.879	44.723	134	22.068	238	21.088	191	238	34	1	1:27.614	44.491	134	22.007	240	21.116	191	240
15	1	1:28.390	44.925	134	22.237	239	21.228	192	239	35	1	1:27.561	44.595	133	<b>21.904</b>	240	21.062	192	240
16	1	1:28.744	45.124	135	22.218	238	21.402	191	238	36	1	1:28.292	45.277	<b>137</b>	21.965	241	21.050	192	241
17	1	1:28.352	45.006	133	22.197	238	21.149	191	238	37	1	1:27.501	44.588	132	21.930	240	20.983	192	240
18	1	1:29.896	45.835	132	22.502	238	21.559	191	238	38	1	1:28.620	44.764	133	22.353	241	21.503	191	241
19	1	1:59.655	45.661	135	38.129	80	35.865	80	80	39	1	1:28.530	45.220	132	22.193	240	21.117	191	240
20	1	2:40.756	1:16.842	80	46.888	79	37.026	79	79										
<b>75</b>		Laurin Heinrich								<b>Team75 Motorsport</b>							theoretical best time: 1:26.953		
1	0	1:32.973	48.045	128	23.006	237	21.922	188	237	21	0	2:45.209	1:19.813	79	46.712	80	38.684		80
2	0	1:29.162	45.476	<b>135</b>	22.515	237	21.171	188	237	22	0	2:09.554	1:22.990	130	23.217	231	23.347	183	231
3	0	1:28.123	44.861	133	22.128	237	21.134	189	237	23	0	1:33.969	48.077	129	22.986	230	22.906	182	230
4	0	1:27.440	44.480	133	22.049	237	20.911	189	237	24	0	1:35.575	48.683	128	23.524	229	23.368	182	229
5	0	1:27.298	44.447	132	21.944	237	20.907	189	237	25	0	1:43.226	50.788	121	24.292	228	28.146		228
6	0	1:27.218	44.315	134	21.919	237	20.984	188	237	26	0	2:04.410	1:20.326	132	22.658	234	21.426	188	234
7	0	1:27.158	44.298	134	21.985	237	20.875	189	237	27	0	1:29.169	45.447	134	22.487	235	21.235	190	235
8	0	<b>1:26.953</b>	<b>44.241</b>	134	<b>21.910</b>	237	<b>20.802</b>	188	237	28	0	1:31.108	44.842	134	23.776	124	22.490	191	124
9	0	1:27.248	44.446	133	21.965	237	20.837	189	237	29	0	1:30.281	45.471	133	22.381	<b>240</b>	22.429	<b>191</b>	<b>240</b>
10	0	1:27.267	44.433	133	21.954	237	20.880	188	237	30	0	1:28.673	45.597	131	22.119	237	20.957	190	237
11	0	1:27.311	44.394	132	22.012	237	20.905	189	237	31	0	1:28.204	44.748	132	22.167	240	21.289	189	240
12	0	1:27.606	44.528	133	22.083	238	20.995	189	238	32	0	1:27.872	44.853	133	22.052	237	20.967	189	237
13	0	1:28.001	44.784	132	22.174	238	21.043	189	238	33	0	1:27.416	44.591	133	21.987	237	20.838	190	237
14	0	1:32.437	44.791	130	22.201	238	25.445		238	34	0	1:27.445	44.514	135	22.069	237	20.862	189	237
15	0	2:06.773	1:22.139	132	22.976	235	21.658	188	235	35	0	1:27.542	44.456	134	22.112	237	20.974	191	237
16	0	1:28.487	45.130	134	22.300	234	21.057	188	234	36	0	1:27.756	44.716	135	22.074	237	20.966	190	237
17	0	1:29.353	45.235	130	22.856	235	21.262	189	235	37	0	1:27.523	44.473	133	22.070	238	20.980	190	238
18	0	1:29.772	45.576	133	23.008	234	21.188	188	234	38	0	1:27.635	44.546	134	22.062	238	21.027	190	238
19	0	2:21.499	58.806	80	46.731	80	35.962	81	80	39	0	1:28.088	44.664	132	22.181	239	21.243	187	239
20	0	2:39.764	1:17.158	80	46.757	80	35.849	81	80										



Sector List

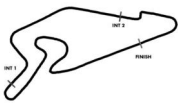
Lap Id	Time	SE1	SP1	SE2	SP2	SE3	SP3	TSP	Lap Id	Time	SE1	SP1	SE2	SP2	SE3	SP3	TSP		
<b>83</b>		Patric Niederhauser								Tresor Orange 1							theoretical best time: 1:26.967		
1	0	1:32.363	47.761	129	22.907	238	21.695	189	238	21	0	2:48.409	1:22.422	79	47.441	79	38.546	81	79
2	0	1:29.373	45.861	132	22.384	236	21.128	188	236	22	0	2:05.504	1:15.302	115	24.986	233	25.216	179	233
3	0	1:27.952	44.893	133	22.036	236	21.023	191	236	23	0	1:37.631	51.858	129	23.155	235	22.618	184	235
4	0	1:27.581	44.558	133	22.115	236	20.908	190	236	24	0	1:32.397	47.949	133	22.526	237	21.922	181	237
5	0	1:27.253	44.371	133	22.031	237	20.851	189	237	25	0	1:30.628	46.689	131	22.405	236	21.534	190	236
6	0	1:27.230	44.284	133	21.987	237	20.959	188	237	26	0	1:46.734	46.826	131	30.081	167	29.827	153	167
7	0	1:27.104	<b>44.249</b>	133	21.988	236	20.867	189	236	27	0	2:07.155	1:04.533	82	33.448	141	29.174	142	141
8	0	<b>1:27.009</b>	44.291	133	<b>21.884</b>	237	<b>20.834</b>	189	237	28	0	2:02.349	58.287	132	39.103	76	24.959	<b>192</b>	76
9	0	1:27.281	44.364	133	22.006	237	20.911	188	237	29	0	1:29.659	45.824	131	22.331	237	21.504	192	237
10	0	1:27.177	44.321	133	22.003	236	20.853	191	236	30	0	1:28.259	45.031	134	22.225	238	21.003	190	238
11	0	1:27.439	44.396	132	22.076	238	20.967	190	238	31	0	1:27.942	44.787	134	22.067	<b>241</b>	21.088	191	<b>241</b>
12	0	1:27.677	44.520	133	22.117	237	21.040	189	237	32	0	1:27.609	44.547	134	22.071	239	20.991	189	239
13	0	1:28.002	44.806	132	22.144	237	21.052	189	237	33	0	1:27.673	44.584	<b>135</b>	22.099	237	20.990	190	237
14	0	1:28.375	44.791	133	22.190	238	21.394	191	238	34	0	1:27.520	44.511	133	22.096	238	20.913	190	238
15	0	1:28.703	45.369	133	22.232	238	21.102	187	238	35	0	1:27.292	44.353	134	22.044	236	20.895	189	236
16	0	1:28.328	44.850	132	22.363	237	21.115	189	237	36	0	1:27.529	44.579	134	22.098	238	20.852	190	238
17	0	1:27.928	44.748	133	22.171	238	21.009	190	238	37	0	1:27.493	44.452	135	22.010	238	21.031	190	238
18	0	1:29.942	45.620	129	22.753	238	21.569	190	238	38	0	1:29.984	46.173	133	22.369	240	21.442	191	240
19	0	1:54.875	45.884	132	31.316	79	37.675	79	79	39	0	1:28.226	44.890	134	22.284	237	21.052	189	237
20	0	3:05.058	1:40.715	80	47.551	79	36.792	80	79										
<b>84</b>		Jusuf Owega								Mercedes-AMG Team BWT							theoretical best time: 1:27.300		
1	1	1:36.176	49.546	131	23.094	236	23.536	188	236	21	1	2:46.340	1:24.598	76	47.651	78	34.091	178	78
2	1	1:30.149	45.721	134	22.331	241	22.097	192	241	22	1	1:44.265	55.693	127	24.020	236	24.552	184	236
3	1	1:28.704	45.464	135	22.100	241	21.140	192	241	23	1	1:35.352	50.139	134	22.752	239	22.461	187	239
4	1	1:29.455	45.543	132	22.304	241	21.608	192	241	24	1	1:30.879	47.289	136	22.258	239	21.332	190	239
5	1	1:29.624	45.839	129	22.458	242	21.327	191	242	25	1	1:30.084	46.153	135	22.307	240	21.624	190	240
6	1	1:28.191	44.881	136	22.119	241	21.191	192	241	26	1	1:32.818	47.973	127	22.829	238	22.016	190	238
7	1	1:28.462	45.352	133	22.098	241	21.012	192	241	27	1	2:01.071	57.158	112	32.932	136	30.981	114	136
8	1	1:27.604	44.451	135	22.033	242	21.120	191	242	28	1	1:55.515	56.705	121	35.101	98	23.709	193	98
9	1	1:27.488	44.525	134	22.026	240	<b>20.937</b>	192	240	29	1	1:28.871	45.006	134	22.572	241	21.293	193	241
10	1	1:27.475	44.466	134	21.948	240	21.061	191	240	30	1	1:28.838	45.194	134	22.242	242	21.402	<b>194</b>	242
11	1	1:27.445	44.438	<b>136</b>	21.937	241	21.070	192	241	31	1	1:28.596	45.180	133	22.123	243	21.293	192	243
12	1	1:27.489	44.483	133	21.983	240	21.023	192	240	32	1	1:27.819	44.709	136	21.944	244	21.166	194	244
13	1	1:27.458	<b>44.435</b>	134	21.960	241	21.063	192	241	33	1	1:27.627	44.543	134	21.968	243	21.116	193	243
14	1	1:27.707	44.527	132	22.038	242	21.142	192	242	34	1	<b>1:27.433</b>	44.479	134	21.949	244	21.005	193	244
15	1	1:28.387	44.735	132	22.422	242	21.230	192	242	35	1	1:27.751	44.483	135	<b>21.928</b>	243	21.340	194	243
16	1	1:28.742	45.184	135	22.213	241	21.345	191	241	36	1	1:27.636	44.444	136	21.994	244	21.198	192	244
17	1	1:28.489	45.038	134	22.278	241	21.173	192	241	37	1	1:27.712	44.580	135	21.970	<b>246</b>	21.162	192	<b>246</b>
18	1	1:30.044	45.804	132	22.781	241	21.459	192	241	38	1	1:27.942	44.784	135	21.988	242	21.170	192	242
19	1	2:05.525	45.706	131	42.195	79	37.624	79	79	39	1	1:28.503	44.686	135	22.030	244	21.787	192	244
20	1	3:41.654	2:17.175	78	47.518	80	36.961	79	80										



Sector List

Lap	Id	Time	SE1	SP1	SE2	SP2	SE3	SP3	TSP	Lap	Id	Time	SE1	SP1	SE2	SP2	SE3	SP3	TSP	
<b>90</b>		Dennis Olsen									Manthey EMA									theoretical best time: 1:26.587
1	0	1:30.394	46.443	127	22.654	235	21.297	188	235	21	0	3:06.411	1:40.820	78	47.313	79	38.278	80	79	
2	0	1:28.711	45.257	134	22.414	235	21.040	190	235	22	0	2:07.223	1:16.274	117	25.549	229	25.400	181	229	
3	0	1:27.870	44.745	134	22.081	237	21.044	190	237	23	0	1:38.145	51.986	129	23.381	234	22.778	184	234	
4	0	1:27.559	44.571	133	21.958	237	21.030	188	237	24	0	1:31.548	47.646	132	22.458	235	21.444	186	235	
5	0	1:27.398	44.549	133	21.996	236	20.853	188	236	25	0	1:29.699	46.059	134	22.261	235	21.379	188	235	
6	0	1:27.398	44.547	133	21.976	237	20.875	188	237	26	0	1:51.373	49.341	89	32.413	171	29.619	162	171	
7	0	1:27.296	44.533	133	21.950	236	20.813	190	236	27	0	2:07.294	1:04.976	80	32.713	144	29.605	152	144	
8	0	1:27.367	44.615	131	21.986	236	20.766	188	236	28	0	2:03.606	58.547	111	39.498	77	25.561	190	77	
9	0	1:27.462	44.661	132	21.981	236	20.820	189	236	29	0	1:29.767	46.059	133	22.472	236	21.236	190	236	
10	0	1:27.426	44.595	132	21.990	235	20.841	189	235	30	0	1:27.586	44.765	135	22.010	237	20.811	189	237	
11	0	1:27.457	44.625	132	21.989	236	20.843	188	236	31	0	1:26.991	44.425	134	21.887	238	20.679	<b>191</b>	238	
12	0	1:28.045	44.626	132	22.326	235	21.093	187	235	32	0	1:27.097	44.314	134	21.953	237	20.830	190	237	
13	0	1:28.045	44.918	132	22.099	236	21.028	188	236	33	0	1:26.976	44.249	134	21.948	237	20.779	190	237	
14	0	1:27.741	44.720	133	22.079	236	20.942	188	236	34	0	1:26.902	44.322	134	21.887	238	20.693	190	238	
15	0	1:28.034	44.905	132	22.202	237	20.927	188	237	<b>35</b>	<b>0</b>	<b>1:26.700</b>	<b>44.201</b>	134	21.918	238	20.581	191	238	
16	0	1:28.665	45.136	130	22.421	237	21.108	187	237	36	0	1:26.826	44.263	134	21.846	<b>239</b>	20.717	190	<b>239</b>	
17	0	1:28.411	45.176	132	22.258	235	20.977	188	235	37	0	1:26.885	44.344	133	<b>21.836</b>	239	20.705	190	239	
18	0	1:30.171	46.017	130	22.864	234	21.290	188	234	38	0	1:26.761	44.288	<b>135</b>	21.923	238	<b>20.550</b>	190	238	
19	0	1:54.131	46.251	131	31.658	79	36.222	80	79	39	0	1:27.673	44.888	133	22.124	237	20.661	189	237	
20	0	2:41.277	1:17.211	79	47.028	79	37.038		79											

Lap	Id	Time	SE1	SP1	SE2	SP2	SE3	SP3	TSP	Lap	Id	Time	SE1	SP1	SE2	SP2	SE3	SP3	TSP	
<b>91</b>		Thomas Preining									Manthey EMA									theoretical best time: 1:26.629
1	1	1:28.551	44.726	130	22.495	236	21.330	188	236	21	1	2:44.863	1:20.380	78	47.315	79	37.168	79	79	
2	1	1:27.880	44.809	133	22.100	236	20.971	189	236	22	1	2:14.398	1:22.302	115	26.200	226	25.896	180	226	
3	1	1:27.745	44.809	135	21.979	236	20.957	188	236	23	1	1:38.218	52.247	129	23.187	235	22.784	183	235	
4	1	1:27.943	45.067	<b>135</b>	21.989	236	20.887	188	236	24	1	1:32.620	48.493	131	22.609	235	21.518	186	235	
5	1	1:27.625	44.929	133	22.016	236	20.680	189	236	25	1	1:30.793	47.090	134	22.292	235	21.411	187	235	
6	1	1:27.280	44.562	133	21.963	237	20.755	189	237	26	1	1:57.098	55.201	86	33.014	151	28.883	148	151	
7	1	1:27.169	44.420	133	21.991	236	20.758	188	236	27	1	2:07.327	1:05.597	97	32.286	175	29.444	139	175	
8	1	1:27.198	44.563	134	21.910	236	20.725	188	236	28	1	2:05.732	59.223	96	40.132	75	26.377	188	75	
9	1	1:27.106	44.482	133	21.919	236	20.705	189	236	29	1	1:29.262	46.062	133	22.265	237	20.935	190	237	
10	1	1:27.241	44.427	133	21.996	235	20.818	189	235	30	1	1:27.446	44.882	134	21.943	237	20.621	190	237	
11	1	1:27.113	44.497	133	21.883	237	20.733	188	237	31	1	1:26.960	44.494	133	21.906	237	20.560	190	237	
12	1	1:27.242	44.540	131	21.981	236	20.721	188	236	32	1	1:26.971	44.458	134	21.848	238	20.665	190	238	
13	1	1:27.193	44.472	132	22.028	236	20.693	188	236	33	1	1:26.932	44.316	134	22.012	237	20.604	190	237	
14	1	1:27.515	44.639	133	22.053	236	20.823	188	236	34	1	1:26.936	44.491	134	21.892	<b>238</b>	<b>20.553</b>	189	<b>238</b>	
15	1	1:27.449	44.685	130	21.981	237	20.783	188	237	35	1	1:26.915	44.263	134	21.934	237	20.718	190	237	
16	1	1:28.577	45.269	129	22.366	236	20.942	189	236	36	1	1:26.804	44.318	133	<b>21.842</b>	238	20.644	190	238	
17	1	1:28.088	45.010	131	22.211	237	20.867	188	237	37	1	1:26.837	<b>44.234</b>	134	21.854	238	20.749	190	238	
18	1	1:29.721	45.826	130	22.833	235	21.062	<b>190</b>	235	38	1	<b>1:26.773</b>	44.275	134	21.919	238	20.579	189	238	
19	1	1:42.963	46.052	131	22.522	235	34.389		235	39	1	1:27.161	44.472	134	21.962	237	20.727	190	237	
20	1	3:02.921	1:39.336	78	47.139	79	36.446	79	79											



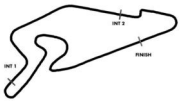
Sector List

Table for driver Mirko Bortolotti (92) showing lap times and sector data for laps 1-20. Includes SSR Performance and theoretical best time: 1:26.520.

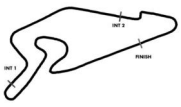
Table for driver Franck Perera (94) showing lap times and sector data for laps 1-19. Includes SSR Performance and theoretical best time: 1:27.192.

Table for driver Christian Engelhart (99) showing lap times and sector data for laps 1-10. Includes Toksport WRT and theoretical best time: 1:27.610.



**Top speed list  
Provisional**

#	Name (NAT)	Team	Car name	Speed	Lap	Race time
1	Sheldon van der Linde	Schubert Motorsport (DEU)	BMW M4 GT3	246.57	6	8:33.355
56	Sandro Holzem	Project 1 (DEU)	BMW M4 GT3	246.57	31	51:11.556
84	Jusuf Owega	Mercedes-AMG Team BWT (DEU)	Mercedes-AMG GT3	246.01	37	59:53.713
11	Marco Wittmann	Project 1 (DEU)	BMW M4 GT3	244.34	29	48:04.809
3	Kelvin van der Linde	ABT Sportsline (DEU)	Audi R8 LMS GT3 EVO II	244.34	32	52:30.990
4	Luca Stolz	Mercedes-AMG Team HRT (DEU)	Mercedes-AMG GT3	243.79	2	2:43.589
69	Thierry Vermeulen	EMIL FREY RACING (CHE)	Ferrari 296 GT3	243.79	3	4:11.172
14	Jack Aitken	EMIL FREY RACING (CHE)	Ferrari 296 GT3	243.79	31	52:40.305
36	Arjun Maini	Mercedes-AMG Team HRT (DEU)	Mercedes-AMG GT3	243.24	1	1:13.387
40	Mattia Drudi	Tresor Orange 1	Audi R8 LMS GT3 EVO II	243.24	2	2:43.640
6	Alessio Deledda	SSR Performance (DEU)	Lamborghini Huracan GT3 EVO 2	243.24	11	16:08.850
48	Maro Engel	Mercedes-AMG Team MANN-FILTER (DEU)	Mercedes-AMG GT3	243.24	32	52:30.798
7	Ricardo Feller	ABT Sportsline (DEU)	Audi R8 LMS GT3 EVO II	243.24	34	55:19.695
22	Lucas Auer	Mercedes-AMG Team WINWARD (DEU)	Mercedes-AMG GT3	243.24	36	58:11.393
33	Rene Rast	Schubert Motorsport (DEU)	BMW M4 GT3	242.15	2	2:41.157
92	Mirko Bortolotti	SSR Performance (DEU)	Lamborghini Huracan GT3 EVO 2	242.15	15	21:27.659
24	Ayhancan Güven	Team75 Motorsport	Porsche 911 GT3 R	241.61	1	1:12.847
8	Luca Engstler	LIQUI MOLY Team Engstler (DEU)	Audi R8 LMS GT3 EVO II	241.61	6	8:52.479
63	Clemens Schmid	GRT Grasser-Racing-Team (AUT)	Lamborghini Huracan GT3 EVO 2	241.07	2	2:41.335
27	David Schumacher	Mercedes-AMG Team WINWARD (DEU)	Mercedes-AMG GT3	241.07	3	4:11.969
94	Franck Perera	SSR Performance (DEU)	Lamborghini Huracan GT3 EVO 2	241.07	4	5:42.240
19	Maximilian Paul	GRT Grasser-Racing-Team (AUT)	Lamborghini Huracan GT3 EVO 2	241.07	15	21:46.407
83	Patric Niederhauser	Tresor Orange 1	Audi R8 LMS GT3 EVO II	241.07	31	51:02.229
75	Laurin Heinrich	Team75 Motorsport	Porsche 911 GT3 R	240.53	29	48:11.915
9	Tim Heinemann	Toksport WRT (DEU)	Porsche 911 GT3 R	240.00	1	1:13.204
99	Christian Engelhart	Toksport WRT (DEU)	Porsche 911 GT3 R	240.00	1	1:13.606
90	Dennis Olsen	Manthey EMA (DEU)	Porsche 911 GT3 R	239.46	36	58:14.285
91	Thomas Preining	Manthey EMA (DEU)	Porsche 911 GT3 R	238.93	34	55:19.523

**DMSB****Pit Stops  
Provisional**

Nr.	Driver	Man.	Nat.	Day time in	Time in	Lap in	Day time out	Time out	Stop Time	Reason	Net Time
8	Luca Engstler			13:46:23.098	13:47.640	9					
75	Laurin Heinrich			13:53:07.232	20:31.774	14	13:53:47.455	21:11.997	10.2		40.223
56	Sandro Holzem			13:54:54.137	22:18.679	15	13:55:33.202	22:57.744	8.0		39.065
14	Jack Aitken			13:57:30.433	24:54.975	17	13:58:08.381	25:32.923	5.8		37.948
92	Mirko Bortolotti			14:00:27.283	27:51.825	19	14:01:04.607	28:29.149			37.324
91	Thomas Preining			14:00:32.607	27:57.149	19	14:01:10.179	28:34.721	7.0		37.572
11	Marco Wittmann			14:00:51.856	28:16.398	19	14:01:30.258	28:54.800	7.4		38.402
83	Patric Niederhauser			14:00:52.656	28:17.198	19	14:01:31.285	28:55.827	7.4		38.629
1	Sheldon van der Linde			14:00:53.332	28:17.874	19	14:01:30.820	28:55.362	6.5		37.488
63	Clemens Schmid			14:00:59.932	28:24.474	19	14:01:39.799	29:04.341	4.3		39.867
48	Maro Engel			14:01:11.191	28:35.733	19	14:01:51.009	29:15.551	1.7		39.818
3	Kelvin van der Linde			14:01:11.683	28:36.225	19	14:01:49.380	29:13.922	6.9		37.697
84	Jusuf Owega			14:01:15.434	28:39.976	19	14:02:31.513	29:56.055	35.0		1:16.079
40	Mattia Drudi			14:01:25.596	28:50.138	19	14:02:06.039	29:30.581	9.4		40.443
36	Arjun Maini			14:01:28.634	28:53.176	19	14:02:08.450	29:32.992			39.816
94	Franck Perera			14:01:30.712	28:55.254	19	14:02:07.695	29:32.237	6.4		36.983
7	Ricardo Feller			14:03:17.334	30:41.876	20	14:03:55.613	31:20.155	6.6		38.279
22	Lucas Auer			14:03:17.929	30:42.471	20	14:03:56.425	31:20.967	5.1		38.496
90	Dennis Olsen			14:03:31.874	30:56.416	20	14:04:08.989	31:33.531	6.0		37.115
33	Rene Rast			14:03:40.153	31:04.695	20	14:04:18.281	31:42.823	7.2		38.128
69	Thierry Vermeulen			14:03:44.572	31:09.114	20	14:04:22.837	31:47.379			38.265
19	Maximilian Paul			14:03:45.230	31:09.772	20	14:04:25.512	31:50.054	8.3		40.282
9	Tim Heinemann			14:03:58.598	31:23.140	20	14:04:36.476	32:01.018	7.7		37.878
4	Luca Stolz			14:04:11.479	31:36.021	20	14:04:48.509	32:13.051	6.7		37.030
6	Alessio Deledda			14:04:24.796	31:49.338	20	14:05:07.494	32:32.036	11.2		42.698
27	David Schumacher			14:04:28.845	31:53.387	20					
33	Rene Rast			14:06:50.581	34:15.123	21	14:07:28.179	34:52.721	5.8		37.598
94	Franck Perera			14:07:25.513	34:50.055	21	14:08:27.233	35:51.775	6.6		1:01.720
75	Laurin Heinrich			14:07:28.071	34:52.613	21	14:08:06.611	35:31.153	8.3		38.540
14	Jack Aitken			14:07:35.188	34:59.730	21	14:08:39.137	36:03.679	6.4		1:03.949
14	Jack Aitken			14:13:28.526	40:53.068	24	14:14:07.001	41:31.543	5.9		38.475
33	Rene Rast			14:14:00.756	41:25.298	25	14:14:38.214	42:02.756	6.7		37.458
75	Laurin Heinrich			14:14:30.393	41:54.935	25	14:15:08.961	42:33.503	8.7		38.568
94	Franck Perera			14:21:10.820	48:35.362	28	14:21:47.454	49:11.996	6.0		36.634