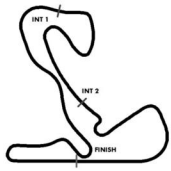


Lap Chart
Provisional

Lap/Pl.	1	2	3	4	5	6	7	8	9	10	11	12	13	14	15	16	17	18	19	20	21	22	23	24	25	26	27
LAP 1	7	48	91	75	83	11	4	90	24	14	3	8	33	9	99	1	92	69	94	27	40	36	84	19	63	6	.22
LAP 2	7	48	91	75	83	11	4	90	24	14	3	8	33	1	9	99	92	94	27	69	40	36	84	19	63	6	
LAP 3	7	48	91	75	83	11	4	90	24	14	3	8	1	9	99	92	94	27	40	69	36	84	19	63	6	.33'	
LAP 4	7	48	91	75	83	11	4	90	24	14	3	8	1	9	99	92	94	27	40	69	36	84	63	19	6		
LAP 5	7	48	91	75	83	11	4	90	24	14	3	8	1	9	99	92	94	27	40	69	36	84	63	19	6		
LAP 6	7	48	91	75	83	11	4	90	24	14	3	1	8	9	99	92	94	27	40	69	36	84	63	19	6		
LAP 7	7	48	91	83	11	4	75	90	24	3	14	1	8	9	99	92	94	27	40	69	36	84	63	19	6		
LAP 8	7	48	91	83	11	4	75	90	24	3	14	1	8	9	99	92	94	27	40	69	36	84	63	19	6		
LAP 9	7	48	91	83	11	4	75	90	24	3	14	1	8	9	99	92	94	27	40	69	36	84	63	19	6		
LAP 10	7	48	91	83	11	4	75	90	24	3	14	1	8	9	99	92	94	27	40	69	36	84	63	19	6		
LAP 11	7	48	91	83	11	4	75	90	24	3	14	1	8	9	99	92	94	27	40	69	36	84	63	19	6		
LAP 12	7	48	91	83	11	4	75	90	3	24	14	1	8	9	99	92	94	27	40	69	36	84	63	19	6		
LAP 13	7	48	91	83	11	4	75	90	3	24	1	8	9	99	.14	94	40	.92	69	36	84	63	.27	19	6		
LAP 14	7	48	91	11	4	.83	75	90	24	1	.3	8	9	99	40	69	36	.94	84	63	19	14	92	27	.6		
LAP 15	7	48	91	4	.11	75	90	24	1	9	99	.8	40	69	36	84	63	19	83	3	14	92	94	27			
LAP 16	7	48	91	.4	24	1	.75	.90	9	99	40	69	36	63	19	.84	11	3	83	14	92	8	94	27			
LAP 17	7	48	.91	1	.24	9	40	.99	36	63	.69	19	4	11	3	90	83	75	14	92	8	94	27				
LAP 18	.7	.48	1	40	.9	36	19	.63	91	4	11	3	24	83	90	92	99	8	94	27	69	.75					
LAP 19	.1	40	36	19	7	91	4	11	48	3	24	83	90	92	99	9	94	8	27	69	63						
LAP 20	.40	36	19	7	91	4	11	48	3	24	83	90	1	92	99	94	8	27	9	63							
LAP 21	.36	7	91	.19	4	11	48	3	24	83	90	1	92	99	40	94	8	27	9	63							
LAP 22	7	91	4	11	48	3	24	83	90	1	92	99	40	94	8	27	9	36	.63	.19							
LAP 23	7	91	4	11	48	3	24	83	90	1	92	99	40	94	8	27	9	36									
LAP 24	7	91	4	11	48	3	24	83	90	1	92	99	40	94	8	27	9	36									
LAP 25	7	91	4	11	48	3	24	83	90	1	92	99	40	94	8	27	9	36									
LAP 26	7	91	4	11	48	3	24	83	90	1	92	99	40	94	8	27	9	36									
LAP 27	7	91	4	11	48	3	24	83	90	1	92	99	40	94	8	27	9	36									
LAP 28	7	91	4	11	48	3	24	83	90	1	92	99	40	94	8	27	9	36									
LAP 29	7	91	4	11	48	3	24	83	90	1	92	99	40	94	8	27	9	36									
LAP 30	7	91	4	11	48	3	24	83	90	1	92	99	40	94	8	27	9	36									
LAP 31	7	91	4	11	48	3	24	83	90	1	92	99	40	94	8	27	9	36									
LAP 32	7	91	4	11	48	3	24	83	90	1	92	99	40	94	8	27	9	36									
LAP 33	7	91	4	11	48	3	24	83	90	1	92	99	40	94	8	27	36	9									
LAP 34	7	91	4	11	48	3	24	83	90	1	92	99	40	94	8	27	9	36									
LAP 35	7	91	4	11	48	3	24	83	90	1	92	99	40	94	8	27	9	36									



DTM Zandvoort

DTM
Race 2

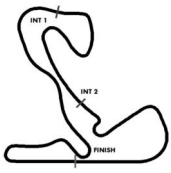


Lap Chart Provisional

Lap/Pl.	1	2	3	4	5	6	7	8	9	10	11	12	13	14	15	16	17	18	19	20	21	22	23	24	25	26	27	
LAP 36	7	91	4	11	48	3	24	83	90	1	92	99	40	94	8	27	9	36										
LAP 37	7	91	4	11	48	3	24	83	90	1	92	99	40	94	8	27	9	36										
LAP 38	7	91	4	11	48	3	24	83	90	1	92	99	40	94	8	27	9	36										
LAP 39	7	91	4	11	48	3	24	83	90	1	92	99	40	94	8	27	9	36										

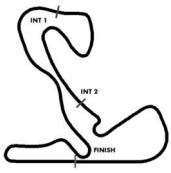
.- PIT STOP

' - LAP BEHIND



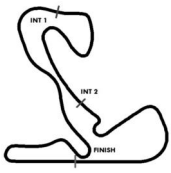
Sector List

Lap	Id	Time	SE1	SP1	SE2	SP2	SE3	SP3	TSP	Lap	Id	Time	SE1	SP1	SE2	SP2	SE3	SP3	TSP	
1		Sheldon van der Linde		Schubert Motorsport																theoretical best time: 1:34.388
1	0	1:44.931	38.182	203	36.256	213	30.493	251	189	21	0	1:35.413	32.272	233	34.268	211	28.873	251	238	
2	0	1:37.320	33.070	228	34.811	211	29.439	250	241	22	0	1:34.711	32.105	235	34.133	211	28.473	251	245	
3	0	1:36.769	32.590	235	34.335	212	29.844	246	232	23	0	1:34.783	32.089	235	34.233	212	28.461	253	243	
4	0	1:35.586	32.358	235	34.282	212	28.946	249	238	24	0	1:34.714	32.050	235	34.221	212	28.443	253	245	
5	0	1:35.727	32.566	234	34.450	211	28.711	254	231	25	0	1:34.913	32.022	235	34.475	211	28.416	253	250	
6	0	1:37.063	33.201	229	34.846	211	29.016	251	242	26	0	1:34.928	32.004	235	34.430	212	28.494	253	250	
7	0	1:36.126	32.521	235	34.611	212	28.994	251	241	27	0	1:35.173	32.012	236	34.718	212	28.443	253	251	
8	0	1:36.024	32.559	234	34.712	210	28.753	251	223	28	0	1:35.339	32.040	236	34.697	211	28.602	253	248	
9	0	1:36.062	32.575	235	34.749	211	28.738	252	239	29	0	1:35.383	32.137	234	34.730	213	28.516	254	242	
10	0	1:36.038	32.475	236	34.933	211	28.630	253	229	30	0	1:35.655	32.052	232	35.048	212	28.555	254	242	
11	0	1:35.822	32.183	235	34.940	211	28.699	252	241	31	0	1:35.564	31.987	236	35.008	212	28.569	253	245	
12	0	1:36.364	32.336	235	35.094	212	28.934	253	238	32	0	1:35.535	31.839	236	34.940	211	28.756	253	247	
13	0	1:36.226	32.418	228	35.096	211	28.712	252	235	33	0	1:35.604	32.095	236	34.873	211	28.636	254	246	
14	0	1:35.632	32.039	236	34.950	211	28.643	252	244	34	0	1:35.521	32.040	237	34.755	212	28.726	253	245	
15	0	1:36.103	32.285	235	35.064	210	28.754	252	244	35	0	1:35.979	32.508	234	34.877	212	28.594	253	246	
16	0	1:36.131	32.340	234	35.102	210	28.689	252	246	36	0	1:35.754	32.169	235	34.966	212	28.619	253	244	
17	0	1:36.129	32.240	236	35.071	211	28.818	251	242	37	0	1:35.816	32.217	237	35.027	211	28.572	253	243	
18	0	1:35.953	32.296	235	35.062	210	28.595	251	247	38	0	1:35.902	32.226	236	35.037	211	28.639	253	238	
19	0	1:40.355	32.245	235	35.077	210	33.033		246	39	0	1:36.150	32.288	227	35.132	212	28.730	253	246	
20	0	2:08.842	1:04.917	216	35.090	209	28.835	249												
3		Kelvin van der Linde		ABT Sportsline																theoretical best time: 1:34.547
1	0	1:43.205	37.466	204	35.800	209	29.939	246	201	21	0	1:35.258	32.238	230	34.217	210	28.803	246	245	
2	0	1:37.153	33.005	230	34.572	210	29.576	246	232	22	0	1:35.232	32.182	230	34.190	210	28.860	245	247	
3	0	1:36.601	32.836	227	34.563	211	29.202	248	238	23	0	1:35.355	32.278	229	34.248	210	28.829	246	246	
4	0	1:36.662	32.744	226	34.715	210	29.203	248	236	24	0	1:35.096	32.176	230	34.273	210	28.647	247	246	
5	0	1:36.176	32.475	229	34.525	210	29.176	248	236	25	0	1:35.035	32.082	231	34.285	210	28.668	246	250	
6	0	1:36.125	32.460	230	34.419	212	29.246	249	232	26	0	1:34.982	32.172	231	34.233	210	28.577	246	248	
7	0	1:36.825	32.884	232	34.422	210	29.519	246	258	27	0	1:34.731	32.042	231	34.107	211	28.582	246	248	
8	0	1:36.088	32.254	232	34.533	211	29.301	247	245	28	0	1:35.092	32.071	230	34.318	211	28.703	247	244	
9	0	1:35.820	32.245	227	34.633	211	28.942	248	246	29	0	1:35.195	32.076	231	34.490	211	28.629	247	247	
10	0	1:35.731	32.349	222	34.556	210	28.826	247	240	30	0	1:35.373	32.099	231	34.490	210	28.784	247	244	
11	0	1:36.003	32.358	228	34.709	211	28.936	248	242	31	0	1:35.202	32.132	231	34.460	211	28.610	247	244	
12	0	1:36.322	32.547	226	34.883	209	28.892	246	240	32	0	1:35.316	32.080	231	34.489	211	28.747	247	248	
13	0	1:35.260	32.326	230	34.322	210	28.612	247	247	33	0	1:35.439	32.157	231	34.541	211	28.741	247	244	
14	0	1:39.519	32.301	231	34.725	210	32.493		247	34	0	1:35.547	32.222	231	34.508	212	28.817	248	246	
15	0	2:07.364	1:03.574	219	34.742	210	29.048	244		35	0	1:35.676	32.271	231	34.680	211	28.725	247	246	
16	0	1:36.212	32.525	228	34.566	208	29.121	247	233	36	0	1:35.471	32.110	232	34.615	211	28.746	247	248	
17	0	1:35.560	33.011	228	33.928	210	28.621	246	245	37	0	1:35.390	32.185	231	34.496	210	28.709	247	245	
18	0	1:34.913	32.112	230	34.218	210	28.583	246	247	38	0	1:35.680	32.064	231	34.755	211	28.861	247	250	
19	0	1:36.725	32.076	230	35.136	212	29.513	248	246	39	0	1:36.111	32.289	226	34.903	211	28.919	240	250	
20	0	1:35.900	32.654	221	34.496	211	28.750	246	250											



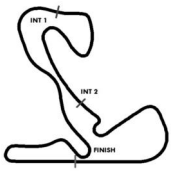
Sector List

Lap Id	Time	SE1	SP1	SE2	SP2	SE3	SP3	TSP	Lap Id	Time	SE1	SP1	SE2	SP2	SE3	SP3	TSP						
4		Luca Stolz								Mercedes-AMG Team HRT							theoretical best time: 1:34.696						
1	0	1:41.754	36.727	215	35.465	207	29.562	242	194	21	0	1:34.923	32.204	229	34.047	208	28.672	244	244				
2	0	1:37.133	32.905	226	34.859	207	29.369	244	238	22	0	1:35.156	32.242	229	34.124	208	28.790	244	248				
3	0	1:36.966	32.854	228	34.669	208	29.443	244	244	23	0	1:35.235	32.319	229	34.214	208	28.702	244	249				
4	0	1:36.171	32.681	228	34.319	208	29.171	243	240	24	0	1:35.102	32.177	229	34.163	208	28.762	244	246				
5	0	1:36.230	32.695	228	34.271	208	29.264	244	240	25	0	1:35.035	32.190	230	34.145	208	28.700	244	246				
6	0	1:35.943	32.732	227	34.164	208	29.047	242	237	26	0	1:34.804	32.100	229	34.094	208	28.610	244	246				
7	0	1:36.696	32.676	228	34.737	208	29.283	244	241	27	0	1:34.830	32.113	229	34.142	209	28.575	244	246				
8	0	1:35.689	32.485	228	34.184	208	29.020	243	243	28	0	1:35.141	32.231	229	34.282	208	28.628	244	244				
9	0	1:35.497	32.343	229	34.258	208	28.896	244	243	29	0	1:35.170	32.167	229	34.260	208	28.743	244	248				
10	0	1:35.435	32.301	228	34.312	208	28.822	244	245	30	0	1:35.141	32.157	229	34.262	208	28.722	244	247				
11	0	1:35.563	32.261	229	34.375	208	28.927	244	246	31	0	1:35.149	32.103	230	34.290	208	28.756	244	244				
12	0	1:35.863	32.451	228	34.540	208	28.872	244	241	32	0	1:35.392	32.122	230	34.373	208	28.897	244	247				
13	0	1:35.872	32.335	229	34.592	208	28.945	244	243	33	0	1:35.516	32.370	229	34.340	209	28.806	244	244				
14	0	1:35.752	32.390	229	34.461	209	28.901	244	244	34	0	1:35.697	32.243	230	34.370	209	29.084	243	246				
15	0	1:35.826	32.407	229	34.457	210	28.962	244	246	35	0	1:35.727	32.361	230	34.498	208	28.868	244	247				
16	0	1:39.941	32.281	229	34.544	209	33.116		246	36	0	1:35.692	32.339	230	34.527	208	28.826	245	246				
17	0	2:07.596	1:03.960	225	34.617	206	29.019	240		37	0	1:35.472	32.236	229	34.416	209	28.820	244	247				
18	0	1:35.180	32.422	226	34.021	207	28.737	242	237	38	0	1:35.628	32.198	230	34.402	209	29.028	244	245				
19	0	1:35.009	32.291	228	34.035	208	28.683	245	243	39	0	1:36.267	32.360	229	34.909	208	28.998	244	245				
20	0	1:34.965	32.261	229	34.055	208	28.649	244	247														
6		Alessio Deledda								SSR Performance							theoretical best time: 1:36.938						
1	0	1:49.223	41.338	158	37.766	202	30.119	240	177	8	0	1:37.633	33.072	226	34.943	207	29.618	243	241				
2	0	1:38.703	33.725	225	35.237	206	29.741	242	235	9	0	1:37.613	33.095	227	35.142	205	29.376	242	245				
3	0	1:37.830	33.295	226	34.850	206	29.685	242	246	10	0	1:38.580	33.119	225	35.161	204	30.300	239	243				
4	0	1:38.396	33.347	226	34.957	206	30.092	240	245	11	0	1:38.046	33.288	227	35.259	205	29.499	242	243				
5	0	1:37.827	33.151	226	35.156	206	29.520	242	239	12	0	1:38.499	33.079	226	35.707	206	29.713	243	240				
6	0	1:37.244	32.867	226	34.695	207	29.682	241	244	13	0	1:40.156	33.601	227	36.740	207	29.815	242	236				
7	0	1:38.018	33.186	226	35.280	206	29.552	242	241	14	0	2:02.071	37.288	207	41.605	104	43.178		231				
7		Ricardo Feller								ABT Sportsline							theoretical best time: 1:34.219						
1	0	1:38.284	34.935	225	34.422	207	28.927	243	199	21	0	1:34.371	32.000	232	33.747	210	28.624	245	250				
2	0	1:36.668	33.010	223	34.425	206	29.233	243	238	22	0	1:34.821	32.191	232	33.958	210	28.672	245	248				
3	0	1:35.947	32.805	230	34.189	208	28.953	243	240	23	0	1:34.864	32.051	231	34.098	209	28.715	245	249				
4	0	1:35.964	32.761	229	34.205	208	28.998	244	242	24	0	1:34.973	32.279	231	33.914	209	28.780	246	247				
5	0	1:36.048	32.789	229	34.147	208	29.112	244	244	25	0	1:34.671	32.143	231	33.873	209	28.655	246	244				
6	0	1:35.960	32.737	229	34.198	208	29.025	242	247	26	0	1:35.046	32.385	230	34.067	209	28.594	246	248				
7	0	1:35.997	32.733	230	34.255	208	29.009	243	246	27	0	1:34.859	32.324	231	34.012	209	28.523	246	247				
8	0	1:36.021	32.716	230	34.145	208	29.160	245	245	28	0	1:34.695	32.207	231	34.016	210	28.472	246	247				
9	0	1:35.667	32.548	231	34.226	208	28.893	244	243	29	0	1:35.262	32.563	231	34.119	210	28.580	246	250				
10	0	1:35.638	32.621	229	34.220	208	28.797	245	247	30	0	1:35.057	32.367	231	34.089	210	28.601	246	247				
11	0	1:35.515	32.408	230	34.232	208	28.875	244	247	31	0	1:35.121	32.347	231	34.138	209	28.636	245	244				
12	0	1:35.261	32.482	230	34.141	209	28.638	245	249	32	0	1:35.303	32.303	231	34.057	210	28.943	245	244				
13	0	1:35.384	32.483	230	34.246	208	28.655	245	244	33	0	1:35.465	32.565	230	34.221	210	28.679	245	245				
14	0	1:36.001	32.623	230	34.530	208	28.848	245	243	34	0	1:35.602	32.384	230	34.147	210	29.071	244	247				
15	0	1:35.837	32.593	230	34.487	208	28.757	244	244	35	0	1:35.588	32.461	230	34.249	210	28.878	245	244				
16	0	1:36.035	32.561	230	34.505	209	28.969	245	236	36	0	1:35.365	32.464	231	34.080	210	28.821	245	245				
17	0	1:36.258	32.723	229	34.665	208	28.870	244	243	37	0	1:35.577	32.702	230	34.282	210	28.593	245	241				
18	0	1:39.740	32.700	230	34.593	209	32.447		242	38	0	1:35.301	32.230	229	34.197	210	28.874	245	245				
19	0	2:08.734	1:04.979	225	34.749	203	29.006	244		39	0	1:36.053	32.494	229	34.361	210	29.198	214	244				
20	0	1:34.665	32.247	229	33.934	210	28.484	245	244														



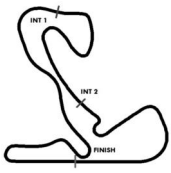
Sector List

Lap Id	Time	SE1	SP1	SE2	SP2	SE3	SP3	TSP	Lap Id	Time	SE1	SP1	SE2	SP2	SE3	SP3	TSP		
8				Luca Engstler					Liqui Moly Team Engstler			theoretical best time: 1:34.871							
1	0	1:43.747	37.640	211	36.275	207	29.832	246	206	21	0	1:35.739	32.712	228	34.163	208	28.864	245	250
2	0	1:37.011	33.055	219	34.572	209	29.384	244	236	22	0	1:35.860	32.249	229	34.640	208	28.971	246	251
3	0	1:36.871	32.865	232	34.657	209	29.349	242	236	23	0	1:35.375	32.190	229	34.393	210	28.792	247	248
4	0	1:36.729	32.525	227	34.698	209	29.506	244	247	24	0	1:35.373	32.225	229	34.338	209	28.810	246	254
5	0	1:35.895	32.441	225	34.391	208	29.063	246	247	25	0	1:35.318	32.126	230	34.401	209	28.791	247	254
6	0	1:37.673	33.180	227	35.408	208	29.085	245	233	26	0	1:35.290	32.138	229	34.364	209	28.788	246	253
7	0	1:36.563	32.509	227	34.635	209	29.419	245	244	27	0	1:35.363	32.039	229	34.422	209	28.902	245	251
8	0	1:35.938	32.435	228	34.538	208	28.965	246	247	28	0	1:35.104	32.101	230	34.328	208	28.675	246	251
9	0	1:35.942	32.252	229	34.721	208	28.969	245	250	29	0	1:35.171	32.059	230	34.366	209	28.746	246	251
10	0	1:36.027	32.346	230	34.771	208	28.910	246	251	30	0	1:35.459	32.194	230	34.453	210	28.812	246	254
11	0	1:35.999	32.228	229	34.705	210	29.066	245	251	31	0	1:35.990	32.247	230	34.522	209	29.221	245	253
12	0	1:37.249	32.388	234	34.833	209	30.028	241	251	32	0	1:35.856	32.497	229	34.367	208	28.992	245	254
13	0	1:36.266	32.245	228	34.914	207	29.107	244	249	33	0	1:35.908	32.213	228	34.568	209	29.127	245	244
14	0	1:35.804	32.314	229	34.650	208	28.840	244	251	34	0	1:35.507	32.184	230	34.542	208	28.781	246	250
15	0	1:39.341	32.215	229	34.593	208	32.533		251	35	0	1:35.497	32.123	228	34.553	209	28.821	244	251
16	0	2:15.739	1:11.400	212	35.150	207	29.189	240		36	0	1:35.267	32.164	230	34.411	208	28.692	246	251
17	0	1:35.289	32.265	227	34.355	207	28.669	243	245	37	0	1:36.009	32.237	229	34.597	210	29.175	245	246
18	0	1:35.234	32.097	228	34.411	208	28.726	246	251	38	0	1:35.538	32.228	230	34.469	208	28.841	245	249
19	0	1:38.446	33.729	216	35.461	210	29.256	247	251	39	0	1:35.960	32.177	229	34.718	210	29.065	245	248
20	0	1:37.134	32.459	229	34.978	208	29.697	243	242										
9				Tim Heinemann					Toksport WRT			theoretical best time: 1:35.368							
1	0	1:44.599	38.728	201	35.640	208	30.231	242	203	21	0	1:37.009	33.248	228	34.580	206	29.181	244	240
2	0	1:37.873	33.047	228	34.804	208	30.022	245	247	22	0	1:36.380	32.952	228	34.420	206	29.008	244	250
3	0	1:37.092	33.053	229	34.459	206	29.580	242	233	23	0	1:35.808	32.595	228	34.295	207	28.918	245	251
4	0	1:36.720	33.184	224	34.316	206	29.220	242	246	24	0	1:35.450	32.420	229	34.213	207	28.817	245	251
5	0	1:36.103	32.734	227	34.308	206	29.061	242	244	25	0	1:35.691	32.361	229	34.469	206	28.861	244	252
6	0	1:36.323	32.550	228	34.474	207	29.299	244	251	26	0	1:35.780	32.428	229	34.427	207	28.925	244	251
7	0	1:36.506	32.543	229	34.629	205	29.334	244	248	27	0	1:36.357	32.537	228	34.897	207	28.923	243	250
8	0	1:36.204	32.547	229	34.543	206	29.114	244	248	28	0	1:36.195	32.474	229	34.741	206	28.980	244	252
9	0	1:36.066	32.564	229	34.466	206	29.036	243	244	29	0	1:36.492	32.457	229	34.956	208	29.079	244	251
10	0	1:36.152	32.541	228	34.548	206	29.063	244	246	30	0	1:35.975	32.455	229	34.599	207	28.921	243	251
11	0	1:36.262	32.540	228	34.613	207	29.109	242	247	31	0	1:36.621	32.513	229	34.813	207	29.295	243	249
12	0	1:36.468	32.539	228	34.681	206	29.248	244	248	32	0	1:36.613	32.629	229	34.893	207	29.091	243	250
13	0	1:36.704	32.691	229	34.800	207	29.213	243	248	33	0	1:38.257	34.287	222	34.764	208	29.206	244	248
14	0	1:36.399	32.644	229	34.728	206	29.027	244	249	34	0	1:36.478	32.663	229	34.810	207	29.005	243	250
15	0	1:36.312	32.475	228	34.696	207	29.141	242	250	35	0	1:35.909	32.526	229	34.589	208	28.794	244	249
16	0	1:36.379	32.522	229	34.802	207	29.055	243	249	36	0	1:36.063	32.410	229	34.765	207	28.888	244	251
17	0	1:36.585	32.856	228	34.696	206	29.033	242	250	37	0	1:36.380	32.497	229	34.641	207	29.242	242	250
18	0	1:39.896	32.718	229	34.749	206	32.429		250	38	0	1:36.822	32.923	227	34.774	207	29.125	243	250
19	0	2:12.416	1:08.174	208	35.095	206	29.147	241		39	0	1:36.602	32.638	229	34.893	207	29.071	244	248
20	0	1:38.220	32.652	227	34.539	206	31.029	238	246										



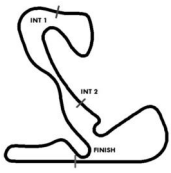
Sector List

Lap	Id	Time	SE1	SP1	SE2	SP2	SE3	SP3	TSP	Lap	Id	Time	SE1	SP1	SE2	SP2	SE3	SP3	TSP	
11		Marco Wittmann									Project 1									theoretical best time: 1:34.379
1	0	1:41.019	36.277	215	35.635	209	29.107	249	193	21	0	1:34.777	32.014	235	34.367	213	28.396	252	244	
2	0	1:37.211	33.077	223	34.881	209	29.253	248	228	22	0	1:35.105	31.968	236	34.476	212	28.661	251	248	
3	0	1:36.575	32.791	226	34.855	210	28.929	252	240	23	0	1:35.134	32.079	229	34.575	212	28.480	253	240	
4	0	1:36.225	32.727	233	34.580	211	28.918	250	249	24	0	1:35.162	32.075	230	34.655	211	28.432	253	238	
5	0	1:36.429	32.723	226	34.640	210	29.066	250	233	25	0	1:34.984	32.038	232	34.499	213	28.447	253	238	
6	0	1:35.681	32.286	235	34.600	211	28.795	251	233	26	0	1:34.863	32.011	236	34.458	213	28.394	252	236	
7	0	1:36.772	32.876	220	35.134	210	28.762	250	233	27	0	1:34.957	31.918	231	34.612	213	28.427	253	246	
8	0	1:35.242	32.109	234	34.421	211	28.712	250	244	28	0	1:35.020	31.972	236	34.561	213	28.487	253	237	
9	0	1:35.175	31.992	235	34.533	211	28.650	251	244	29	0	1:35.184	32.018	237	34.655	213	28.511	253	236	
10	0	1:35.259	32.060	235	34.671	211	28.528	251	243	30	0	1:35.189	31.944	236	34.651	213	28.594	253	241	
11	0	1:35.968	32.214	234	34.931	211	28.823	250	234	31	0	1:35.164	32.003	236	34.687	212	28.474	253	241	
12	0	1:35.908	32.158	232	34.974	210	28.776	251	244	32	0	1:35.433	31.898	236	34.784	213	28.751	251	243	
13	0	1:35.775	32.025	235	35.019	211	28.731	251	237	33	0	1:35.444	32.162	236	34.728	213	28.554	252	241	
14	0	1:36.016	32.174	235	35.102	210	28.740	251	233	34	0	1:35.777	32.138	236	34.870	213	28.769	251	241	
15	0	1:39.545	32.107	235	34.931	210	32.507		238	35	0	1:35.708	32.161	236	35.003	211	28.544	253	243	
16	0	2:11.871	1:07.452	219	35.407	210	29.012	247		36	0	1:35.587	32.084	222	34.941	212	28.562	253	241	
17	0	1:35.144	32.594	232	34.179	211	28.371	250	237	37	0	1:35.503	32.067	230	34.905	212	28.531	253	232	
18	0	1:34.379	31.872	235	34.179	212	28.328	250	247	38	0	1:35.548	31.983	227	34.979	212	28.586	253	238	
19	0	1:34.860	32.180	235	34.298	212	28.382	251	248	39	0	1:36.169	32.328	225	35.051	213	28.790	251	235	
20	0	1:34.645	31.931	236	34.324	213	28.390	252	244											
14		Albert Costa Balboa									EMIL FREY RACING									theoretical best time: 1:34.768
1	1	1:42.994	37.219	204	36.105	205	29.670	244	201	10	1	1:35.812	32.314	228	34.554	207	28.944	245	242	
2	1	1:37.061	32.870	220	34.717	206	29.474	245	238	11	1	1:35.864	32.242	229	34.660	206	28.962	245	249	
3	1	1:36.724	32.939	228	34.589	207	29.196	246	232	12	1	1:36.784	32.417	228	34.829	206	29.538	246	237	
4	1	1:36.669	32.712	227	34.755	208	29.202	245	238	13	1	1:41.067	33.119	227	34.738	208	33.210		231	
5	1	1:36.125	32.430	228	34.484	207	29.211	245	247	14	1	2:10.203	1:06.827	223	34.544	205	28.832	240		
6	1	1:36.240	32.421	229	34.587	208	29.232	245	234	15	1	1:35.231	32.279	226	33.961	206	28.991	241	242	
7	1	1:37.456	32.774	228	34.683	204	29.999	245	247	16	1	1:34.968	32.210	227	34.161	206	28.597	244	246	
8	1	1:36.014	32.494	228	34.408	208	29.112	245	241	17	1	1:35.733	32.321	227	34.159	207	29.253	247	244	
9	1	1:36.057	32.407	229	34.609	207	29.041	243	246	18										251
19		Mick Wishofer									GRT Grasser-Racing-Team									theoretical best time: 1:36.209
1	0	1:47.771	40.736	161	37.048	205	29.987	242	193	12	0	1:36.534	32.650	230	34.827	207	29.057	244	242	
2	0	1:38.317	33.373	217	35.252	207	29.692	242	229	13	0	1:37.430	32.584	231	34.923	208	29.923	239	247	
3	0	1:37.367	33.016	227	34.805	210	29.546	244	235	14	0	1:37.035	32.885	230	35.081	208	29.069	244	246	
4	0	1:37.442	33.366	230	34.775	207	29.301	242	243	15	0	1:36.818	32.545	229	35.044	209	29.229	244	242	
5	0	1:36.555	32.659	226	34.669	208	29.227	245	241	16	0	1:37.309	32.657	231	35.502	207	29.150	243	247	
6	0	1:37.142	32.682	221	35.157	208	29.303	244	238	17	0	1:37.259	32.718	228	35.460	208	29.081	244	242	
7	0	1:36.720	32.679	230	34.728	208	29.313	244	234	18	0	1:36.881	32.714	231	35.068	208	29.099	244	241	
8	0	1:36.591	32.581	229	34.648	206	29.362	244	243	19	0	1:37.034	32.670	228	35.187	208	29.177	244	246	
9	0	1:37.088	33.314	228	34.728	207	29.046	244	237	20	0	1:37.415	32.657	230	35.443	207	29.315	244	243	
10	0	1:36.703	32.612	230	34.770	208	29.321	243	246	21	0	1:40.988	32.649	230	35.177	207	33.162		247	
11	0	1:36.268	32.541	232	34.707	208	29.020	244	245	22	0	2:29.748	1:11.471	189	37.605	204	40.672			
22		Lucas Auer									Mercedes-AMG Team WINWARD									theoretical best time:
1	0	2:01.895	38.626	193	40.544	170	42.725		178											



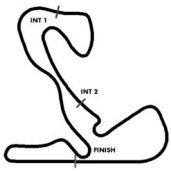
Sector List

Lap	Id	Time	SE1	SP1	SE2	SP2	SE3	SP3	TSP	Lap	Id	Time	SE1	SP1	SE2	SP2	SE3	SP3	TSP	
24		Ayhancan Güven								theoretical best time: 1:34.735										
1	0	1:42.513	37.076	210	35.607	207	29.830	243	196	21	0	1:35.059	32.162	230	34.068	208	28.829	244	249	
2	0	1:37.327	33.011	221	34.581	208	29.735	243	243	22	0	1:35.060	32.282	230	34.190	209	28.588	245	250	
3	0	1:36.583	32.807	229	34.560	208	29.216	245	244	23	0	1:35.072	32.303	229	34.214	209	28.555	245	250	
4	0	1:36.510	32.852	230	34.602	208	29.056	245	244	24	0	1:35.247	32.227	229	34.319	208	28.701	245	250	
5	0	1:36.277	32.594	230	34.554	208	29.129	244	247	25	0	1:35.065	32.112	230	34.371	208	28.582	245	251	
6	0	1:35.967	32.448	230	34.530	208	28.989	245	248	26	0	1:34.887	32.129	231	34.165	209	28.593	245	250	
7	0	1:37.048	32.570	230	34.889	208	29.589	244	240	27	0	1:35.557	32.434	230	34.413	209	28.710	244	250	
8	0	1:36.184	32.513	230	34.593	208	29.078	245	246	28	0	1:35.723	32.286	230	34.728	208	28.709	244	251	
9	0	1:35.976	32.508	231	34.505	208	28.963	245	247	29	0	1:35.231	32.233	230	34.417	208	28.581	245	248	
10	0	1:35.676	32.393	232	34.464	208	28.819	245	245	30	0	1:35.131	32.138	230	34.365	208	28.628	245	251	
11	0	1:36.152	32.507	230	34.607	208	29.038	244	249	31	0	1:35.308	32.274	231	34.339	209	28.695	245	249	
12	0	1:37.353	32.550	231	35.155	194	29.648	244	243	32	0	1:35.371	32.121	230	34.373	209	28.877	245	250	
13	0	1:35.765	32.407	230	34.517	208	28.841	244	248	33	0	1:35.805	32.427	231	34.669	208	28.709	245	247	
14	0	1:35.684	32.351	230	34.606	207	28.727	244	249	34	0	1:35.775	32.256	230	34.728	208	28.791	245	250	
15	0	1:35.667	32.252	230	34.534	208	28.881	245	248	35	0	1:35.791	32.332	231	34.704	208	28.755	245	251	
16	0	1:35.914	32.418	230	34.678	207	28.818	244	248	36	0	1:35.591	32.242	231	34.612	208	28.737	245	250	
17	0	1:39.349	32.309	230	34.687	208	32.353	250	250	37	0	1:35.574	32.212	230	34.667	208	28.695	245	251	
18	0	2:09.647	1:05.721	218	35.016	207	28.910	241	241	38	0	1:35.784	32.296	230	34.708	209	28.780	245	248	
19	0	1:35.370	32.295	227	34.290	208	28.785	244	246	39	0	1:36.089	32.236	230	34.946	209	28.907	245	248	
20	0	1:35.128	32.271	231	34.221	208	28.636	245	250											
27		David Schumacher								theoretical best time: 1:35.262										
1	0	1:46.114	39.800	184	36.080	207	30.234	245	181	21	0	1:36.017	32.636	228	34.559	208	28.822	245	244	
2	0	1:37.946	33.528	223	34.845	207	29.573	245	222	22	0	1:36.056	32.429	229	34.578	208	29.049	245	248	
3	0	1:37.517	33.223	228	34.889	208	29.405	244	226	23	0	1:35.672	32.487	228	34.419	208	28.766	245	247	
4	0	1:36.632	32.701	227	34.721	208	29.210	245	241	24	0	1:35.424	32.245	229	34.480	208	28.699	245	248	
5	0	1:36.673	32.816	229	34.599	208	29.258	243	233	25	0	1:35.496	32.269	229	34.497	207	28.730	245	249	
6	0	1:36.437	32.543	228	34.628	208	29.266	244	242	26	0	1:35.845	32.333	229	34.616	208	28.896	245	247	
7	0	1:36.336	32.579	227	34.662	208	29.095	245	248	27	0	1:36.011	32.626	228	34.639	208	28.746	245	250	
8	0	1:36.655	32.564	228	34.865	208	29.226	244	243	28	0	1:35.881	32.340	229	34.706	208	28.835	244	251	
9	0	1:36.222	32.552	227	34.623	208	29.047	245	242	29	0	1:35.610	32.254	229	34.593	208	28.763	245	251	
10	0	1:36.472	32.602	228	34.634	208	29.236	244	248	30	0	1:35.535	32.262	229	34.543	207	28.730	245	251	
11	0	1:36.527	32.395	228	35.238	207	28.894	244	249	31	0	1:36.246	32.271	229	34.577	208	29.398	244	248	
12	0	1:36.324	32.448	228	34.773	207	29.103	245	251	32	0	1:35.932	32.412	229	34.637	208	28.883	244	249	
13	0	1:40.300	32.463	228	34.933	207	32.904	244	244	33	0	1:36.616	32.483	228	34.765	208	29.368	243	247	
14	0	2:09.721	1:05.363	214	35.202	206	29.156	241	241	34	0	1:36.360	32.458	229	34.800	208	29.102	244	246	
15	0	1:37.432	32.565	226	35.348	208	29.519	244	236	35	0	1:35.835	32.318	229	34.676	208	28.841	245	247	
16	0	1:36.160	32.483	228	34.726	207	28.951	244	240	36	0	1:35.693	32.266	229	34.648	208	28.779	245	246	
17	0	1:35.932	32.550	228	34.664	208	28.718	245	233	37	0	1:36.328	32.377	229	34.618	207	29.333	243	246	
18	0	1:35.538	32.339	228	34.321	208	28.878	245	248	38	0	1:36.004	32.408	229	34.900	207	28.696	245	248	
19	0	1:37.192	32.397	228	35.584	208	29.211	245	247	39	0	1:36.560	32.518	229	35.009	208	29.033	244	246	
20	0	1:37.133	32.477	228	34.905	208	29.751	239	248											
33		Dries Vanthoor								theoretical best time: 1:37.771										
1	0	1:43.869	37.824	202	36.314	207	29.731	251	203	3	0	3:09.464	49.904	137	1:14.684	88	1:04.876		187	
2	0	1:37.771	33.426	221	34.879	211	29.466	246	230											



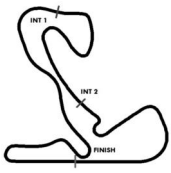
Sector List

Lap Id	Time	SE1	SP1	SE2	SP2	SE3	SP3	TSP	Lap Id	Time	SE1	SP1	SE2	SP2	SE3	SP3	TSP						
36		Arjun Maini								Mercedes-AMG Team HRT							theoretical best time: 1:34.647						
1	0	1:47.061	40.461	172	36.532	204	30.068	242	190	21	0	1:40.780	32.597	228	34.977	206	33.206	244					
2	0	1:38.112	33.506	227	35.110	207	29.496	243	236	22	0	2:09.604	1:04.783	224	35.324	206	29.497	240					
3	0	1:37.499	32.932	229	35.044	208	29.523	244	235	23	0	1:36.219	32.652	225	34.472	206	29.095	242	243				
4	0	1:36.721	32.807	229	34.777	208	29.137	244	233	24	0	1:35.019	32.106	228	34.102	207	28.811	243	248				
5	0	1:37.012	32.612	229	34.886	207	29.514	246	240	25	0	1:34.647	31.944	228	34.039	208	28.664	244	247				
6	0	1:36.835	33.014	228	34.594	207	29.227	244	252	26	0	1:35.123	32.113	229	34.178	208	28.832	245	250				
7	0	1:36.180	32.437	229	34.662	207	29.081	245	246	27	0	1:36.041	32.162	229	34.950	208	28.929	245	250				
8	0	1:36.360	32.635	229	34.695	207	29.030	245	241	28	0	1:36.178	32.309	230	34.859	208	29.010	245	248				
9	0	1:36.263	32.470	229	34.818	206	28.975	245	237	29	0	1:36.452	32.340	229	34.927	209	29.185	245	248				
10	0	1:36.942	32.648	225	34.974	207	29.320	242	241	30	0	1:36.103	32.678	228	34.557	208	28.868	245	249				
11	0	1:36.251	32.437	229	34.820	208	28.994	245	246	31	0	1:36.943	32.356	229	34.909	208	29.678	243	250				
12	0	1:37.101	32.956	225	35.080	207	29.065	245	244	32	0	1:36.209	32.264	230	34.772	208	29.173	244	248				
13	0	1:36.312	32.358	229	34.822	207	29.132	244	246	33	0	1:36.813	33.013	226	34.466	207	29.334	242	248				
14	0	1:36.530	32.409	228	34.927	208	29.194	243	244	34	0	1:38.808	32.628	227	36.871	207	29.309	243	247				
15	0	1:36.374	32.371	229	34.808	208	29.195	243	247	35	0	1:36.001	32.433	228	34.582	208	28.986	243	245				
16	0	1:36.477	32.471	229	34.946	208	29.060	244	246	36	0	1:35.813	32.219	228	34.651	208	28.943	244	248				
17	0	1:36.814	32.549	229	34.986	207	29.279	242	244	37	0	1:35.909	32.329	228	34.475	208	29.105	244	247				
18	0	1:36.333	32.323	228	34.920	207	29.090	242	246	38	0	1:36.748	32.471	230	35.160	208	29.117	244	247				
19	0	1:36.647	32.327	228	35.050	207	29.270	241	246	39	0	1:36.659	32.409	228	35.071	208	29.179	244	250				
20	0	1:36.873	32.657	228	35.081	207	29.135	242	246														
40		Mattia Drudi								Tresor Orange 1							theoretical best time: 1:34.569						
1	0	1:46.477	40.128	179	36.158	208	30.191	245	189	21	0	2:10.167	1:06.188	218	34.685	208	29.294	243					
2	0	1:38.150	33.632	216	35.035	209	29.483	249	223	22	0	1:35.294	32.320	228	34.218	209	28.756	245	243				
3	0	1:37.259	32.833	226	34.864	211	29.562	247	233	23	0	1:35.030	32.100	229	34.232	209	28.698	245	249				
4	0	1:36.519	32.592	229	34.764	210	29.163	248	234	24	0	1:35.091	32.483	229	34.092	210	28.516	245	252				
5	0	1:36.775	32.853	230	34.733	210	29.189	247	230	25	0	1:34.772	31.961	230	34.155	209	28.656	246	250				
6	0	1:36.564	32.544	230	34.514	211	29.506	246	236	26	0	1:35.411	32.050	230	34.453	210	28.908	245	250				
7	0	1:36.344	32.312	228	34.831	210	29.201	247	244	27	0	1:35.223	32.099	231	34.505	210	28.619	245	251				
8	0	1:36.492	32.303	224	34.997	210	29.192	248	244	28	0	1:35.160	31.989	231	34.418	209	28.753	245	249				
9	0	1:36.388	32.466	228	34.796	210	29.126	247	235	29	0	1:35.345	32.156	231	34.389	209	28.800	245	250				
10	0	1:36.547	32.417	229	34.825	210	29.305	246	248	30	0	1:35.003	31.975	230	34.359	209	28.669	246	252				
11	0	1:36.590	32.181	231	35.312	210	29.097	246	246	31	0	1:35.126	32.041	230	34.430	210	28.655	246	252				
12	0	1:36.322	32.308	230	34.778	211	29.236	247	246	32	0	1:35.693	32.278	229	34.703	209	28.712	246	251				
13	0	1:36.371	32.247	230	34.812	210	29.312	246	241	33	0	1:35.875	32.153	231	34.686	210	29.036	246	250				
14	0	1:35.646	32.158	230	34.534	209	28.954	245	248	34	0	1:35.207	32.021	231	34.511	211	28.675	246	248				
15	0	1:35.548	32.143	230	34.454	210	28.951	245	247	35	0	1:35.421	32.104	231	34.493	210	28.824	246	247				
16	0	1:35.797	32.181	230	34.643	209	28.973	247	247	36	0	1:35.843	32.171	231	34.829	211	28.843	246	251				
17	0	1:36.593	32.309	226	35.210	209	29.074	246	247	37	0	1:35.671	32.101	231	34.786	210	28.784	247	245				
18	0	1:35.848	32.287	231	34.646	210	28.915	245	250	38	0	1:35.812	32.082	232	34.869	211	28.861	247	246				
19	0	1:36.207	32.227	229	34.707	209	29.273	244	248	39	0	1:36.842	32.195	230	35.017	211	29.630	242	248				
20	0	1:41.212	33.072	231	34.947	209	33.193	252															



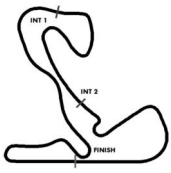
Sector List

Lap Id	Time	SE1	SP1	SE2	SP2	SE3	SP3	TSP	Lap Id	Time	SE1	SP1	SE2	SP2	SE3	SP3	TSP		
48		Maro Engel								Mercedes-AMG Team MANN-FILTER							theoretical best time: 1:34.687		
1	0	1:39.397	35.414	223	34.751	206	29.232	242	199	21	0	1:34.709	32.128	227	34.015	208	28.566	244	248
2	0	1:36.901	32.885	226	34.574	206	29.442	240	244	22	0	1:35.296	32.180	228	34.190	208	28.926	243	248
3	0	1:36.666	32.833	227	34.596	206	29.237	242	243	23	0	1:35.272	32.407	227	34.178	208	28.687	245	246
4	0	1:36.296	32.688	226	34.383	206	29.225	242	246	24	0	1:35.084	32.160	228	34.202	207	28.722	245	249
5	0	1:36.109	32.680	226	34.385	206	29.044	242	246	25	0	1:35.016	32.112	229	34.166	208	28.738	244	250
6	0	1:35.720	32.501	226	34.285	206	28.934	243	246	26	0	1:34.972	32.192	229	34.175	208	28.605	245	248
7	0	1:35.770	32.475	227	34.321	206	28.974	242	247	27	0	1:35.099	32.204	228	34.304	208	28.591	245	245
8	0	1:35.956	32.431	227	34.555	206	28.970	243	247	28	0	1:35.217	32.226	229	34.282	208	28.709	244	247
9	0	1:35.749	32.410	228	34.379	206	28.960	244	247	29	0	1:35.250	32.152	228	34.363	208	28.735	245	250
10	0	1:35.685	32.406	228	34.375	206	28.904	244	248	30	0	1:35.240	32.178	228	34.221	208	28.841	244	250
11	0	1:35.853	32.345	227	34.441	206	29.067	242	247	31	0	1:35.174	32.155	229	34.349	208	28.670	245	247
12	0	1:35.809	32.429	227	34.504	206	28.876	243	246	32	0	1:35.457	32.106	229	34.415	208	28.936	244	248
13	0	1:35.995	32.419	227	34.560	206	29.016	243	250	33	0	1:35.674	32.307	229	34.558	208	28.809	244	249
14	0	1:36.083	32.461	227	34.704	206	28.918	244	246	34	0	1:35.650	32.146	228	34.474	208	29.030	244	250
15	0	1:36.000	32.491	227	34.572	206	28.937	243	244	35	0	1:35.462	32.292	230	34.400	208	28.770	245	249
16	0	1:36.279	32.494	227	34.730	207	29.055	243	244	36	0	1:35.321	32.190	229	34.431	208	28.700	245	250
17	0	1:36.347	32.541	227	34.884	207	28.922	244	247	37	0	1:35.518	32.159	229	34.659	208	28.700	245	247
18	0	1:40.229	32.521	227	34.904	206	32.804		246	38	0	1:35.681	32.213	229	34.614	208	28.854	245	250
19	0	2:11.275	1:06.610	221	35.189	207	29.476	242		39	0	1:35.817	32.309	229	34.659	208	28.849	238	247
20	0	1:35.434	32.597	225	34.209	208	28.628	244	251										
63		Clemens Schmid									GRT Grasser-Racing-Team							theoretical best time: 1:35.610	
1	0	1:47.919	41.102	164	36.892	206	29.925	244	188	12	0	1:36.792	32.451	229	35.214	208	29.127	244	248
2	0	1:38.398	33.719	226	34.929	208	29.750	243	222	13	0	1:36.631	32.274	230	35.073	209	29.284	244	250
3	0	1:37.269	33.162	229	34.565	210	29.542	245	231	14	0	1:36.661	32.506	229	34.944	208	29.211	245	247
4	0	1:36.729	32.805	229	34.641	209	29.283	243	241	15	0	1:36.907	32.598	230	34.955	208	29.354	245	250
5	0	1:36.696	32.700	228	34.601	208	29.395	245	244	16	0	1:36.582	32.416	231	35.027	208	29.139	245	248
6	0	1:37.348	32.863	222	35.055	208	29.430	245	239	17	0	1:37.050	32.952	230	35.091	208	29.007	245	250
7	0	1:36.549	32.522	230	34.773	208	29.254	244	244	18	0	1:40.287	32.540	230	34.957	208	32.790		250
8	0	1:36.578	32.431	229	34.973	207	29.174	244	248	19	0	2:18.781	1:14.010	213	35.483	208	29.288	242	
9	0	1:36.000	32.379	229	34.653	208	28.968	244	249	20	0	1:36.797	32.664	230	34.760	208	29.373	244	245
10	0	1:36.761	32.351	230	35.089	208	29.321	244	250	21	0	1:36.215	32.879	230	34.559	208	28.777	245	250
11	0	1:36.431	32.458	230	34.909	208	29.064	244	249	22	0	1:44.131	33.185	213	35.582	207	35.364	249	
69		Thierry Vermeulen									EMIL FREY RACING							theoretical best time: 1:35.850	
1	1	1:45.549	39.172	188	36.194	204	30.183	243	198	11	1	1:36.621	32.434	226	34.879	205	29.308	243	247
2	1	1:39.009	34.383	218	35.038	206	29.588	244	219	12	1	1:36.526	32.851	228	34.642	206	29.033	242	239
3	1	1:37.897	33.298	228	35.016	206	29.583	242	224	13	1	1:36.396	32.444	227	34.728	206	29.224	242	247
4	1	1:36.570	32.820	226	34.490	206	29.260	244	237	14	1	1:36.401	32.631	226	34.717	205	29.053	242	243
5	1	1:37.256	32.754	228	34.978	205	29.524	246	240	15	1	1:36.441	32.469	227	34.751	206	29.221	242	240
6	1	1:36.436	32.682	227	34.383	205	29.371	241	233	16	1	1:36.383	32.618	227	34.708	206	29.057	242	240
7	1	1:36.402	32.632	227	34.476	205	29.294	242	244	17	1	1:41.165	32.852	227	34.811	205	33.502		240
8	1	1:36.297	32.608	227	34.544	205	29.145	242	241	18	1	2:11.990	1:07.408	216	35.003	200	29.579	239	
9	1	1:36.329	32.435	228	34.705	205	29.189	242	242	19	1	1:45.508	33.589	217	34.715	205	37.204		234
10	1	1:36.737	32.714	229	34.678	206	29.345	242	243										
75		Laurin Heinrich									Team75 Motorsport							theoretical best time: 1:35.479	
1	0	1:40.535	35.902	216	35.352	206	29.281	244	197	10	0	1:35.639	32.300	230	34.513	206	28.826	244	250
2	0	1:37.069	32.861	229	34.679	207	29.529	242	246	11	0	1:35.870	32.247	230	34.648	206	28.975	243	250
3	0	1:36.642	33.035	228	34.408	207	29.199	243	237	12	0	1:36.142	32.340	229	34.871	206	28.931	244	250
4	0	1:36.337	32.757	229	34.423	206	29.157	242	244	13	0	1:35.976	32.342	229	34.719	206	28.915	244	252
5	0	1:36.184	32.583	229	34.451	206	29.150	242	247	14	0	1:35.936	32.355	229	34.712	207	28.869	243	251
6	0	1:36.185	32.449	229	34.406	206	29.330	244	249	15	0	1:36.117	32.338	229	34.829	207	28.950	244	250
7	0	1:38.424	32.881	230	36.054	207	29.489	244	246	16	0	1:39.905	32.310	229	34.956	207	32.639		251
8	0	1:36.192	32.497	229	34.713	206	28.982	244	248	17	0	2:11.937	1:06.658	213	35.928	204	29.351	244	
9	0	1:35.814	32.394	230	34.447	206	28.973	244	251	18	0	2:19.616	1:11.637	213	34.504	206	33.475		244



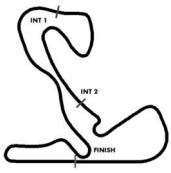
Sector List

Lap Id	Time	SE1	SP1	SE2	SP2	SE3	SP3	TSP	Lap Id	Time	SE1	SP1	SE2	SP2	SE3	SP3	TSP						
83		Patric Niederhauser								Tresor Orange 1							theoretical best time: 1:34.704						
1	0	1:40.758	36.062	216	35.469	211	29.227	247	187	21	0	1:34.961	31.951	233	34.327	211	28.683	247	247				
2	0	1:36.993	32.796	228	34.864	208	29.333	245	232	22	0	1:35.242	32.020	230	34.399	212	28.823	246	247				
3	0	1:36.991	33.069	229	34.682	209	29.240	248	241	23	0	1:35.112	32.042	230	34.319	211	28.751	247	247				
4	0	1:36.155	32.516	231	34.505	210	29.134	246	242	24	0	1:35.035	31.949	229	34.305	211	28.781	247	246				
5	0	1:36.242	32.550	230	34.487	209	29.205	246	237	25	0	1:35.026	31.842	232	34.510	210	28.674	247	250				
6	0	1:35.879	32.342	230	34.543	209	28.994	249	244	26	0	1:34.996	31.874	232	34.411	212	28.711	246	249				
7	0	1:35.710	32.629	229	34.257	209	28.824	246	254	27	0	1:35.463	32.093	231	34.675	210	28.695	246	250				
8	0	1:35.370	32.232	229	34.302	209	28.836	247	241	28	0	1:35.765	32.008	231	34.764	210	28.993	247	248				
9	0	1:35.526	32.127	230	34.367	210	29.032	247	247	29	0	1:35.351	32.098	230	34.444	211	28.809	247	246				
10	0	1:35.722	32.105	231	34.523	211	29.094	246	243	30	0	1:35.368	32.122	230	34.444	212	28.802	247	243				
11	0	1:35.855	32.150	231	34.742	210	28.963	246	246	31	0	1:35.146	31.912	231	34.459	212	28.775	248	247				
12	0	1:35.846	32.239	229	34.606	210	29.001	246	247	32	0	1:35.615	31.935	231	34.533	210	29.147	247	247				
13	0	1:35.945	32.112	230	34.759	209	29.074	246	249	33	0	1:35.483	32.088	230	34.512	211	28.883	246	248				
14	0	1:39.720	32.109	231	34.756	210	32.855		248	34	0	1:35.490	31.944	230	34.690	212	28.856	249	247				
15	0	2:11.906	1:08.010	222	34.807	208	29.089	242		35	0	1:36.038	32.263	230	34.824	210	28.951	247	246				
16	0	1:39.714	32.258	227	34.424	209	33.032	244	241	36	0	1:35.670	32.125	228	34.607	210	28.938	247	243				
17	0	1:35.142	32.064	229	34.473	210	28.605	247	240	37	0	1:35.782	32.061	230	34.860	209	28.861	246	244				
18	0	1:36.410	32.777	227	34.853	211	28.780	247	244	38	0	1:35.456	32.113	231	34.573	211	28.770	247	243				
19	0	1:35.404	32.214	230	34.429	210	28.761	247	235	39	0	1:36.044	31.972	231	34.995	210	29.077	246	248				
20	0	1:35.449	32.084	223	34.595	210	28.770	247	239														
84		Jusuf Owega								Mercedes-AMG Team BWT							theoretical best time: 1:35.993						
1	1	1:47.378	40.414	158	36.867	206	30.097	245	184	9	1	1:36.110	32.334	232	34.668	209	29.108	249	247				
2	1	1:38.220	33.469	217	35.102	208	29.649	247	231	10	1	1:36.931	32.353	233	35.197	208	29.381	247	244				
3	1	1:37.445	32.885	230	34.944	208	29.616	246	239	11	1	1:36.406	32.326	231	34.894	208	29.186	247	247				
4	1	1:36.835	32.805	231	34.803	209	29.227	246	246	12	1	1:36.876	32.483	229	35.154	209	29.239	249	245				
5	1	1:36.822	32.580	231	34.646	210	29.596	247	250	13	1	1:36.315	32.353	232	34.799	210	29.163	248	248				
6	1	1:37.099	32.943	219	34.886	209	29.270	246	242	14	1	1:36.588	32.519	231	35.019	210	29.050	248	242				
7	1	1:36.186	32.420	231	34.617	208	29.149	246	244	15	1	1:36.593	32.550	231	34.939	208	29.104	247	241				
8	1	1:36.473	32.486	232	34.791	208	29.196	247	248	16	1	1:42.099	32.822	230	35.061	208	34.216		247				
90		Dennis Olsen								Manthey EMA							theoretical best time: 1:34.740						
1	0	1:42.082	36.986	208	35.543	206	29.553	244	205	21	0	1:34.835	32.120	231	34.104	209	28.611	247	252				
2	0	1:37.298	32.888	224	34.838	207	29.572	244	237	22	0	1:35.199	32.131	232	34.302	209	28.766	247	252				
3	0	1:36.768	32.792	230	34.636	207	29.340	245	243	23	0	1:35.253	32.219	231	34.298	209	28.736	246	250				
4	0	1:36.329	32.691	230	34.535	208	29.103	244	236	24	0	1:35.150	32.115	232	34.269	209	28.766	247	254				
5	0	1:36.192	32.596	228	34.493	208	29.103	245	244	25	0	1:35.077	32.025	231	34.376	208	28.676	247	252				
6	0	1:36.223	32.558	231	34.587	208	29.078	244	251	26	0	1:34.975	32.054	231	34.253	210	28.668	246	252				
7	0	1:36.779	32.372	230	34.762	208	29.645	245	247	27	0	1:35.274	32.146	231	34.362	209	28.766	247	251				
8	0	1:36.350	32.416	228	34.860	208	29.074	245	249	28	0	1:35.689	32.131	232	34.782	209	28.776	246	250				
9	0	1:35.773	32.325	232	34.461	208	28.987	245	242	29	0	1:35.610	32.246	232	34.601	209	28.763	247	248				
10	0	1:35.743	32.295	230	34.608	208	28.840	245	248	30	0	1:35.402	32.194	232	34.455	209	28.753	246	248				
11	0	1:35.813	32.346	231	34.551	208	28.916	245	248	31	0	1:35.175	32.102	231	34.441	209	28.632	247	248				
12	0	1:36.040	32.415	231	34.680	208	28.945	245	247	32	0	1:35.450	32.149	232	34.454	208	28.847	247	251				
13	0	1:36.003	32.312	231	34.764	208	28.927	246	244	33	0	1:35.523	32.190	232	34.579	208	28.754	246	253				
14	0	1:36.005	32.338	231	34.694	208	28.973	245	248	34	0	1:35.604	32.162	231	34.577	210	28.865	246	252				
15	0	1:36.074	32.318	231	34.739	208	29.017	245	251	35	0	1:35.855	32.271	232	34.683	209	28.901	247	252				
16	0	1:40.004	32.336	231	34.934	208	32.734		249	36	0	1:35.673	32.161	232	34.694	208	28.818	247	249				
17	0	2:09.553	1:05.130	209	35.241	206	29.182	241		37	0	1:35.931	32.199	231	34.767	209	28.965	246	247				
18	0	1:37.401	32.864	220	35.428	209	29.109	245	235	38	0	1:35.736	32.220	232	34.636	208	28.880	247	248				
19	0	1:35.327	32.154	231	34.371	208	28.802	246	250	39	0	1:35.995	32.189	231	34.755	208	29.051	244	250				
20	0	1:35.442	32.458	231	34.166	209	28.818	246	251														



Sector List

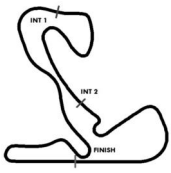
Lap	Id	Time	SE1	SP1	SE2	SP2	SE3	SP3	TSP	Lap	Id	Time	SE1	SP1	SE2	SP2	SE3	SP3	TSP	
91		Thomas Preining									Manthey EMA	theoretical best time: 1:34.408								
1	1	1:39.844	35.651	216	34.998	206	29.195	244	197	21	1	1:34.617	32.064	231	34.016	208	28.537	245	249	
2	1	1:36.818	32.796	224	34.714	207	29.308	244	241	22	1	1:34.472	32.125	231	33.909	208	28.438	245	251	
3	1	1:36.682	32.813	230	34.510	207	29.359	245	239	23	1	1:35.043	32.260	230	34.348	208	28.435	245	251	
4	1	1:36.314	32.621	230	34.560	207	29.133	245	247	24	1	1:35.161	32.299	230	34.238	208	28.624	245	251	
5	1	1:36.047	32.546	223	34.611	207	28.890	246	243	25	1	1:34.738	32.230	232	34.069	208	28.439	246	250	
6	1	1:35.802	32.410	231	34.525	207	28.867	246	242	26	1	1:34.930	32.125	231	34.365	208	28.440	246	252	
7	1	1:36.029	32.316	231	34.553	208	29.160	244	246	27	1	1:34.953	32.110	232	34.291	208	28.552	245	252	
8	1	1:35.749	32.285	231	34.465	208	28.999	246	244	28	1	1:35.040	32.122	232	34.442	208	28.476	246	251	
9	1	1:35.817	32.225	231	34.666	208	28.926	245	248	29	1	1:35.087	32.088	231	34.422	208	28.577	246	251	
10	1	1:35.815	32.219	232	34.710	208	28.886	245	249	30	1	1:35.077	32.087	231	34.368	209	28.622	245	252	
11	1	1:35.750	32.398	231	34.607	208	28.745	245	250	31	1	1:35.099	32.168	231	34.367	208	28.564	245	251	
12	1	1:35.877	32.451	232	34.663	208	28.763	245	249	32	1	1:35.525	32.141	232	34.538	208	28.846	244	251	
13	1	1:35.793	32.317	231	34.753	208	28.723	246	250	33	1	1:35.460	32.374	231	34.456	208	28.630	246	251	
14	1	1:36.033	32.308	232	34.883	208	28.842	246	248	34	1	1:35.760	32.267	231	34.565	209	28.928	245	250	
15	1	1:36.079	32.384	231	34.841	208	28.854	246	250	35	1	1:35.480	32.398	231	34.433	208	28.649	245	251	
16	1	1:36.252	32.340	231	35.025	208	28.887	246	249	36	1	1:35.342	32.204	231	34.472	209	28.666	245	251	
17	1	1:40.185	32.399	232	34.969	208	32.817		249	37	1	1:35.733	32.265	231	34.694	208	28.774	245	251	
18	1	2:06.683	1:03.422	224	34.592	206	28.669	242		38	1	1:35.619	32.135	231	34.791	208	28.693	245	251	
19	1	1:35.328	32.157	229	34.540	207	28.631	245	244	39	1	1:35.716	32.262	231	34.685	209	28.769	239	251	
20	1	1:34.588	32.105	231	33.964	208	28.519	245	248											
92		Mirko Bortolotti									SSR Performance	theoretical best time: 1:34.675								
1	0	1:45.394	38.935	191	35.831	208	30.628	245	193	21	0	1:35.769	32.297	229	34.482	209	28.990	246	248	
2	0	1:37.857	33.410	217	34.885	207	29.562	242	225	22	0	1:35.850	32.346	230	34.572	209	28.932	246	246	
3	0	1:37.312	33.107	227	34.603	209	29.602	242	232	23	0	1:35.562	32.244	230	34.555	210	28.763	246	246	
4	0	1:36.851	32.778	220	34.709	208	29.364	243	242	24	0	1:35.501	32.194	230	34.546	209	28.761	247	249	
5	0	1:36.327	32.656	228	34.425	208	29.246	245	239	25	0	1:35.494	32.284	229	34.455	209	28.755	247	248	
6	0	1:36.310	32.465	228	34.493	208	29.352	244	235	26	0	1:35.571	32.240	230	34.562	210	28.769	248	249	
7	0	1:36.669	32.483	225	34.614	208	29.572	244	244	27	0	1:35.651	32.326	230	34.634	210	28.691	247	248	
8	0	1:36.142	32.490	228	34.547	208	29.105	245	246	28	0	1:35.506	32.223	230	34.530	209	28.753	246	250	
9	0	1:36.354	32.370	228	34.730	207	29.254	244	247	29	0	1:35.614	32.278	230	34.699	209	28.637	246	250	
10	0	1:36.185	32.377	229	34.706	209	29.102	245	244	30	0	1:35.486	32.187	230	34.657	210	28.642	247	248	
11	0	1:36.348	32.405	228	34.739	208	29.204	245	246	31	0	1:35.770	32.197	230	34.801	209	28.772	247	250	
12	0	1:36.498	32.437	227	34.825	208	29.236	245	247	32	0	1:36.140	32.162	230	34.632	210	29.346	245	247	
13	0	1:39.564	32.443	229	34.737	208	32.384		242	33	0	1:35.747	32.466	230	34.675	209	28.606	247	248	
14	0	2:09.730	1:05.707	218	35.018	208	29.005	242		34	0	1:35.721	32.167	230	34.769	210	28.785	246	248	
15	0	1:35.428	32.665	227	34.116	208	28.647	246	242	35	0	1:35.888	32.301	230	34.740	210	28.847	247	248	
16	0	1:34.739	32.141	229	33.928	209	28.670	246	249	36	0	1:35.825	32.165	231	34.803	210	28.857	247	249	
17	0	1:34.977	32.145	229	34.083	208	28.749	246	250	37	0	1:35.964	32.193	230	34.870	210	28.901	247	247	
18	0	1:35.445	32.545	228	34.190	210	28.710	246	252	38	0	1:35.881	32.219	230	34.887	209	28.775	247	249	
19	0	1:35.475	32.187	229	34.410	209	28.878	245	248	39	0	1:36.368	32.367	230	34.991	210	29.010	247	250	
20	0	1:36.529	32.323	228	34.875	210	29.331	245	249											



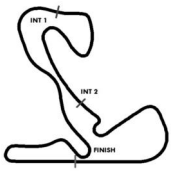
Sector List

Lap Id	Time	SE1	SP1	SE2	SP2	SE3	SP3	TSP	Lap Id	Time	SE1	SP1	SE2	SP2	SE3	SP3	TSP						
94		Franck Perera								SSR Performance							theoretical best time: 1:34.962						
1	0	1:45.997	39.289	192	36.332	206	30.376	246	201	21	0	1:35.788	32.185	229	34.366	208	29.237	244	248				
2	0	1:37.811	33.252	218	34.881	206	29.678	243	243	22	0	1:35.978	32.456	227	34.602	207	28.920	246	246				
3	0	1:37.243	33.044	223	34.702	207	29.497	244	235	23	0	1:35.282	32.139	229	34.388	208	28.755	246	251				
4	0	1:36.854	32.798	221	34.747	208	29.309	245	238	24	0	1:35.263	32.049	229	34.344	208	28.870	246	252				
5	0	1:36.494	32.707	226	34.600	207	29.187	245	239	25	0	1:35.290	32.010	230	34.380	209	28.900	246	251				
6	0	1:36.319	32.436	227	34.781	208	29.102	245	246	26	0	1:35.180	31.995	229	34.415	210	28.770	246	250				
7	0	1:36.655	32.428	226	34.820	207	29.407	245	252	27	0	1:35.305	32.073	229	34.565	208	28.667	246	252				
8	0	1:36.472	32.414	227	35.014	207	29.044	245	250	28	0	1:35.288	32.096	229	34.397	208	28.795	246	253				
9	0	1:36.283	32.326	225	34.731	207	29.226	246	251	29	0	1:35.271	31.992	230	34.466	209	28.813	245	252				
10	0	1:36.197	32.366	228	34.825	208	29.006	245	248	30	0	1:35.504	32.130	229	34.471	209	28.903	246	251				
11	0	1:36.364	32.406	228	34.860	208	29.098	245	250	31	0	1:35.424	31.985	229	34.444	208	28.995	245	251				
12	0	1:36.456	32.423	228	34.915	208	29.118	246	250	32	0	1:35.661	32.137	230	34.581	209	28.943	246	249				
13	0	1:36.561	32.334	228	35.000	206	29.227	245	250	33	0	1:35.564	32.097	230	34.594	209	28.873	245	251				
14	0	1:39.915	32.346	229	34.769	208	32.800		249	34	0	1:35.598	32.088	229	34.707	208	28.803	246	251				
15	0	2:11.385	1:06.322	213	35.724	208	29.339	243		35	0	1:35.495	32.082	229	34.599	209	28.814	246	252				
16	0	1:36.098	32.486	226	34.436	206	29.176	242	240	36	0	1:35.744	32.099	230	34.725	208	28.920	246	254				
17	0	1:35.667	32.432	227	34.357	207	28.878	245	240	37	0	1:35.731	32.075	230	34.666	208	28.990	245	252				
18	0	1:35.409	32.180	228	34.310	207	28.919	245	250	38	0	1:35.716	32.124	230	34.688	208	28.904	246	250				
19	0	1:37.274	32.750	212	35.417	208	29.107	245	251	39	0	1:36.019	32.086	229	34.870	208	29.063	245	251				
20	0	1:36.888	32.461	226	34.879	208	29.548	242	243														

99		Christian Engelhart								Toksport WRT							theoretical best time: 1:34.748						
1	0	1:44.872	37.977	193	36.189	207	30.706	245	205	21	0	1:35.452	32.545	230	34.154	206	28.753	244	247				
2	0	1:37.803	33.620	229	34.754	207	29.429	246	236	22	0	1:35.152	32.463	230	34.063	207	28.626	244	247				
3	0	1:37.147	33.161	230	34.618	206	29.368	244	226	23	0	1:35.489	32.492	230	34.299	207	28.698	244	249				
4	0	1:37.105	33.185	217	34.761	206	29.159	245	233	24	0	1:35.091	32.295	231	34.195	208	28.601	245	249				
5	0	1:36.305	32.682	229	34.524	206	29.099	244	246	25	0	1:35.027	32.253	231	34.134	206	28.640	245	250				
6	0	1:36.353	32.576	230	34.640	206	29.137	245	247	26	0	1:34.934	32.156	231	34.114	206	28.664	245	250				
7	0	1:36.560	32.670	229	34.573	207	29.317	245	248	27	0	1:35.003	32.213	231	34.219	208	28.571	245	250				
8	0	1:36.150	32.489	229	34.500	207	29.161	245	244	28	0	1:35.304	32.192	231	34.408	208	28.704	245	250				
9	0	1:36.379	32.526	230	34.726	206	29.127	245	248	29	0	1:35.275	32.230	231	34.317	208	28.728	246	251				
10	0	1:36.208	32.531	230	34.535	206	29.142	244	249	30	0	1:35.562	32.211	231	34.589	207	28.762	246	250				
11	0	1:36.213	32.514	230	34.731	206	28.968	244	248	31	0	1:35.586	32.202	231	34.467	208	28.917	246	248				
12	0	1:36.517	32.779	229	34.638	206	29.100	244	246	32	0	1:35.799	32.253	230	34.706	208	28.840	245	249				
13	0	1:36.398	32.601	230	34.671	207	29.126	244	248	33	0	1:36.119	32.569	231	34.701	207	28.849	246	240				
14	0	1:36.426	32.536	230	34.760	207	29.130	245	252	34	0	1:35.700	32.266	230	34.584	208	28.850	246	250				
15	0	1:36.435	32.556	230	34.866	206	29.013	244	249	35	0	1:35.787	32.286	230	34.621	208	28.880	245	252				
16	0	1:36.469	32.526	230	34.927	207	29.016	244	248	36	0	1:35.881	32.230	231	34.740	208	28.911	246	247				
17	0	1:40.021	32.580	230	34.886	206	32.555		251	37	0	1:36.296	32.456	230	34.964	206	28.876	246	251				
18	0	2:09.805	1:06.252	225	34.521	206	29.032	242		38	0	1:35.929	32.309	231	34.825	208	28.795	246	252				
19	0	1:35.681	32.913	227	34.065	206	28.703	243	247	39	0	1:36.048	32.301	230	34.797	208	28.950	246	251				
20	0	1:35.892	32.306	229	34.021	207	29.565	244	248														

**Top speed list
Provisional**

#	Name (NAT)	Team	Car name	Speed	Lap	Race time
3	Kelvin van der Linde	ABT Sportsline (DEU)	Audi R8 LMS GT3 EVO II	258.37	7	9:49.042
83	Patric Niederhauser	Tresor Orange 1	Audi R8 LMS GT3 EVO II	254.71	7	9:46.165
8	Luca Engstler	LIQUI MOLY Team Engstler (DEU)	Audi R8 LMS GT3 EVO II	254.71	24	37:49.041
90	Dennis Olsen	Manthey EMA (DEU)	Porsche 911 GT3 R	254.11	24	37:35.654
94	Franck Perera	SSR Performance (DEU)	Lamborghini Huracan GT3 EVO 2	254.11	36	56:53.417
36	Arjun Maini	Mercedes-AMG Team HRT (DEU)	Mercedes-AMG GT3	252.92	6	8:19.591
75	Laurin Heinrich	Team75 Motorsport	Porsche 911 GT3 R	252.33	13	19:24.243
99	Christian Engelhart	Toksport WRT (DEU)	Porsche 911 GT3 R	252.33	14	21:07.210
92	Mirko Bortolotti	SSR Performance (DEU)	Lamborghini Huracan GT3 EVO 2	252.33	18	28:05.870
40	Mattia Drudi	Tresor Orange 1	Audi R8 LMS GT3 EVO II	252.33	20	30:45.641
9	Tim Heinemann	Toksport WRT (DEU)	Porsche 911 GT3 R	252.33	25	39:27.126
91	Thomas Preining	Manthey EMA (DEU)	Porsche 911 GT3 R	252.33	26	40:34.702
48	Maro Engel	Mercedes-AMG Team MANN-FILTER (DEU)	Mercedes-AMG GT3	251.74	20	31:11.343
24	Ayhancan Güven	Team75 Motorsport	Porsche 911 GT3 R	251.74	25	39:09.718
27	David Schumacher	Mercedes-AMG Team WINWARD (DEU)	Mercedes-AMG GT3	251.74	29	45:48.869
14	Albert Costa Balboa	EMIL FREY RACING (CHE)	Ferrari 296 GT3	251.16	18	28:04.182
1	Sheldon van der Linde	Schubert Motorsport (DEU)	BMW M4 GT3	251.16	27	42:21.770
84	Jusuf Owega	Mercedes-AMG Team BWT (DEU)	Mercedes-AMG GT3	250.58	5	6:43.055
63	Clemens Schmid	GRT Grasser-Racing-Team (AUT)	Lamborghini Huracan GT3 EVO 2	250.58	18	27:40.502
7	Ricardo Feller	ABT Sportsline (DEU)	Audi R8 LMS GT3 EVO II	250.58	21	32:38.822
11	Marco Wittmann	Project 1 (DEU)	BMW M4 GT3	249.42	4	4:57.925
4	Luca Stolz	Mercedes-AMG Team HRT (DEU)	Mercedes-AMG GT3	249.42	23	35:52.379
69	Thierry Vermeulen	EMIL FREY RACING (CHE)	Ferrari 296 GT3	247.70	11	16:21.717
19	Mick Wishofer	GRT Grasser-Racing-Team (AUT)	Lamborghini Huracan GT3 EVO 2	247.70	21	32:34.900
6	Alessio Deledda	SSR Performance (DEU)	Lamborghini Huracan GT3 EVO 2	246.57	3	3:31.154
33	Dries Vanthoor	Schubert Motorsport (DEU)	BMW M4 GT3	230.27	2	1:47.044
22	Lucas Auer	Mercedes-AMG Team WINWARD (DEU)	Mercedes-AMG GT3	178.80	1	6.412

**Pit Stops
Provisional**

Nr.	Driver	Man.	Nat.	Day time in	Time in	Lap in	Day time out	Time out	Stop Time	Reason	Net Time
22	Lucas Auer			13:34:46.706	1:59.857	1				Technical	
33	Dries Vanthoor			13:39:15.955	6:29.106	3			28.1	Technical	
14	Albert Costa Balboa			13:53:49.677	21:02.828	13	13:54:17.896	21:31.047	6.8		28.219
92	Mirko Bortolotti			13:53:52.673	21:05.824	13	13:54:20.399	21:33.550	7.9		27.726
27	David Schumacher			13:53:54.984	21:08.135	13	13:54:21.811	21:34.962	6.8		26.827
83	Patric Niederhauser			13:55:17.534	22:30.685	14	13:55:47.593	23:00.744	9.6		30.059
3	Kelvin van der Linde			13:55:22.331	22:35.482	14	13:55:47.810	23:00.961	6.3		25.479
94	Franck Perera			13:55:30.471	22:43.622	14	13:55:57.747	23:10.898	7.5		27.276
6	Alessio Deledda			13:56:14.692	23:27.843	14				Technical	
11	Marco Wittmann			13:56:53.666	24:06.817	15	13:57:23.492	24:36.643	9.3		29.826
8	Luca Engstler			13:57:01.891	24:15.042	15	13:57:34.876	24:48.027	12.0		32.985
4	Luca Stolz			13:58:31.167	25:44.318	16	13:58:57.675	26:10.826	7.9		26.508
75	Laurin Heinrich			13:58:33.817	25:46.968	16	13:59:02.228	26:15.379	9.2		28.411
90	Dennis Olsen			13:58:34.326	25:47.477	16	13:59:00.918	26:14.069	6.4		26.592
84	Jusuf Owega			13:58:49.141	26:02.292	16				Technical	
91	Thomas Preining			14:00:05.734	27:18.885	17	14:00:31.442	27:44.593	6.8		25.708
24	Ayhancan Güven			14:00:10.794	27:23.945	17	14:00:38.067	27:51.218	7.6		27.273
99	Christian Engelhart			14:00:18.213	27:31.364	17	14:00:46.315	27:59.466	8.0		28.102
69	Thierry Vermeulen			14:00:23.227	27:36.378	17	14:00:51.216	28:04.367	7.0		27.989
7	Ricardo Feller			14:01:37.075	28:50.226	18	14:02:03.918	29:17.069	6.7		26.843
48	Maro Engel			14:01:41.646	28:54.797	18	14:02:10.149	29:23.300	8.6		28.503
9	Tim Heinemann			14:01:53.496	29:06.647	18	14:02:23.199	29:36.350	9.6		29.703
63	Clemens Schmid			14:02:02.422	29:15.573	18	14:02:37.268	29:50.419	14.3		34.846
75	Laurin Heinrich			14:03:05.363	30:18.514	18				Technical	
1	Sheldon van der Linde			14:03:25.215	30:38.366	19	14:03:51.769	31:04.920	6.6		26.554
69	Thierry Vermeulen			14:04:20.727	31:33.878	19				Technical	
40	Mattia Drudi			14:05:08.477	32:21.628	20	14:05:36.222	32:49.373	6.6		27.745
36	Arjun Maini			14:06:50.284	34:03.435	21	14:07:16.480	34:29.631	7.7		26.196
19	Mick Wishofer			14:06:57.538	34:10.689	21	14:07:27.308	34:40.459	8.6		29.770
63	Clemens Schmid			14:09:18.382	36:31.533	22				Technical	
19	Mick Wishofer			14:09:26.606	36:39.757	22				Technical	