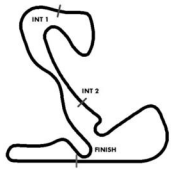


Lap Chart Provisional

Lap/Pl.	1	2	3	4	5	6	7	8	9	10	11	12	13	14	15	16	17	18	19	20	21	22	23	24	25	26	27
LAP 1	48	1	11	94	3	92	84	14	22	83	4	91	33	24	40	8	7	27	75	90	36	9	99	19	69	63	6
LAP 2	48	1	11	94	3	92	84	14	22	83	4	91	33	24	40	8	7	9	36	90	99	69	63	19	6	.75	.27'
LAP 3	48	1	11	94	3	92	84	22	14	83	4	33	91	24	40	8	7	9	36	90	99	69	63	19	6		
LAP 4	48	1	11	94	3	92	84	22	14	83	4	33	91	24	40	8	7	9	36	90	99	69	63	19	6		
LAP 5	48	1	11	94	92	84	22	14	4	33	91	3	24	40	8	9	7	36	90	83	99	69	63	19	6		
LAP 6	48	1	11	94	92	84	22	14	4	33	91	3	24	40	8	9	7	36	90	83	99	69	63	19	6		
LAP 7	48	1	11	94	92	84	22	14	4	33	91	3	24	40	8	9	7	36	90	83	99	69	63	19	6		
LAP 8	48	1	11	94	92	84	22	14	4	33	91	3	24	40	8	9	7	36	90	83	99	69	63	19	6		
LAP 9	48	1	11	94	92	84	22	14	4	33	91	3	24	40	8	9	7	36	90	83	99	69	63	19	6		
LAP 10	48	1	11	94	92	84	22	14	4	33	91	3	24	40	8	9	7	36	90	99	83	69	63	19	6		
LAP 11	48	1	11	94	92	84	22	14	4	33	3	91	24	40	8	9	7	36	90	99	83	69	63	19	6		
LAP 12	48	1	11	94	92	84	22	14	4	33	3	91	24	40	8	7	9	36	90	99	83	69	63	19	6		
LAP 13	48	1	11	94	92	84	33	22	91	24	40	14	8	4	7	9	3	36	99	83	69	63	90	19	6		
LAP 14	48	1	11	94	92	84	91	40	33	9	24	36	99	8	7	69	63	19	83	6	22	14	4	3	90		
LAP 15	48	1	11	94	92	91	9	40	99	69	36	63	19	6	22	84	14	4	33	24	3	8	90	7	83		
LAP 16	48	1	94	11	9	99	69	63	19	92	6	22	91	84	14	4	33	24	3	8	36	90	7	40	83		
LAP 17	48	1	94	9	99	63	69	19	92	11	22	6	91	84	14	4	33	24	3	8	36	90	7	40	83		
LAP 18	48	99	9	63	1	94	92	11	22	91	6	84	14	33	4	24	3	8	36	90	7	83	40	69	19		
LAP 19	48	99	63	1	94	92	11	22	91	14	84	33	4	24	3	8	9	36	90	7	83	40	6	69	19		
LAP 20	99	48	1	94	92	11	22	91	14	84	33	4	24	8	3	9	36	90	7	40	63	83	19	69	6		
LAP 21	48	1	94	92	11	22	91	14	33	84	4	24	8	3	9	36	90	7	40	63	83	19	69	99	6		
LAP 22	48	1	94	92	11	22	91	14	33	84	4	24	3	8	9	36	90	7	40	63	83	19	69	99	6		
LAP 23	48	1	94	92	11	22	91	14	33	84	4	24	3	8	9	36	90	7	40	63	83	19	69	99	6		
LAP 24	48	1	94	92	11	22	91	14	33	84	4	24	3	8	9	36	90	7	40	63	83	19	99	69	6		
LAP 25	48	1	94	92	11	22	91	14	33	84	4	24	3	8	9	36	90	7	40	63	83	19	99	69	6		
LAP 26	48	1	94	92	11	22	91	14	33	84	4	24	3	8	36	7	90	40	9	63	83	19	99	6			
LAP 27	48	1	94	92	11	22	91	14	33	84	4	24	3	8	36	7	90	40	9	63	83	19	99	6			
LAP 28	48	1	94	92	11	22	91	14	33	84	4	3	24	8	36	7	90	40	9	63	83	19	99	6			
LAP 29	48	1	94	92	11	22	91	14	33	84	4	3	24	8	36	7	90	40	9	63	83	19	99	6			
LAP 30	48	1	94	92	11	22	91	14	33	84	4	3	24	8	36	7	90	40	9	63	83	19	99	6			
LAP 31	48	1	94	92	11	22	91	14	33	84	4	3	24	8	36	7	90	40	9	63	83	19	99	6			
LAP 32	48	1	94	92	11	22	91	14	33	84	4	3	24	8	36	7	90	40	9	63	83	19	99	6			
LAP 33	48	1	94	92	11	22	91	14	33	84	4	3	24	8	36	7	90	40	9	63	83	19	99	6			
LAP 34	48	1	94	92	11	22	91	14	33	84	4	3	24	8	36	7	90	40	9	63	83	19	99	6			
LAP 35	48	1	94	92	11	22	91	14	33	84	4	3	24	8	36	7	90	40	9	83	63	19	99	6			

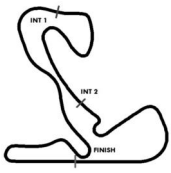


Lap Chart Provisional

Lap/Pl.	1	2	3	4	5	6	7	8	9	10	11	12	13	14	15	16	17	18	19	20	21	22	23	24	25	26	27
LAP 36	48	1	94	92	11	22	91	14	33	84	4	3	24	8	7	90	36	40	9	83	63	19	99	6'			
LAP 37	48	1	94	92	11	22	91	14	33	84	4	3	24	8	7	90	36	40	9	83	63	19	99	6'			
LAP 38	48	1	94	92	11	22	91	14	33	84	4	3	24	8	7	90	36	40	9	83	63	19	99	6'			
LAP 39	48	1	94	92	11	22	91	14	33	84	4	3	24	8	7	90	36	40	9	83	63	19	99	6'			

.- PIT STOP

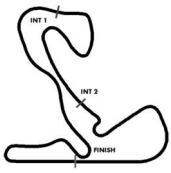
' - LAP BEHIND



Sector List

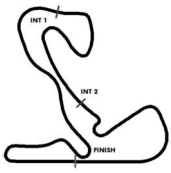
Lap Id	Time	SE1	SP1	SE2	SP2	SE3	SP3	TSP	Lap Id	Time	SE1	SP1	SE2	SP2	SE3	SP3	TSP						
1		Sheldon van der Linde								Schubert Motorsport							theoretical best time: 1:34.964						
1	0	1:40.006	36.278	221	34.872	212	28.856	251	205	21	0	1:35.286	32.363	235	34.430	212	28.493	252	243				
2	0	1:36.392	32.642	229	34.673	212	29.077	252	236	22	0	1:35.186	32.259	236	34.480	210	28.447	252	242				
3	0	1:36.301	32.721	233	34.753	211	28.827	253	241	23	0	1:35.096	32.253	235	34.369	211	28.474	252	248				
4	0	1:35.657	32.437	231	34.490	212	28.730	253	244	24	0	1:35.159	32.278	236	34.418	211	28.463	253	246				
5	0	1:35.559	32.439	236	34.499	211	28.621	254	242	25	0	1:35.342	32.148	235	34.638	211	28.556	253	246				
6	0	1:35.535	32.279	235	34.616	211	28.640	253	248	26	0	1:35.487	32.221	234	34.681	211	28.585	253	247				
7	0	1:35.535	32.361	235	34.542	211	28.632	253	246	27	0	1:35.409	32.240	236	34.540	212	28.629	253	248				
8	0	1:35.775	32.392	235	34.789	211	28.594	253	246	28	0	1:35.802	32.376	235	34.842	211	28.584	253	248				
9	0	1:35.684	32.200	236	34.784	212	28.700	253	243	29	0	1:35.487	32.300	236	34.614	212	28.573	253	250				
10	0	1:35.657	32.243	234	34.807	211	28.607	253	246	30	0	1:35.699	32.326	236	34.771	210	28.602	253	244				
11	0	1:35.733	32.159	235	34.814	211	28.760	253	248	31	0	1:35.613	32.253	235	34.716	211	28.644	253	246				
12	0	1:36.109	32.388	235	34.930	211	28.791	253	248	32	0	1:35.811	32.251	236	34.777	213	28.783	253	247				
13	0	1:36.318	32.343	236	35.144	211	28.831	253	248	33	0	1:35.960	32.467	235	34.831	213	28.662	253	243				
14	0	1:36.086	32.321	234	35.107	211	28.658	253	250	34	0	1:35.980	32.330	235	35.010	212	28.640	253	245				
15	0	1:36.330	32.385	236	35.170	210	28.775	253	243	35	0	1:35.685	32.293	236	34.829	211	28.563	254	247				
16	0	1:36.540	32.347	234	35.347	210	28.846	253	245	36	0	1:35.881	32.323	236	34.893	211	28.665	253	248				
17	0	1:40.610	32.446	234	35.304	211	32.860		248	37	0	1:35.830	32.271	235	34.955	212	28.604	254	250				
18	0	2:09.570	1:05.157	210	35.338	208	29.075	249		38	0	1:35.903	32.273	237	34.865	212	28.765	254	247				
19	0	1:35.790	32.447	229	34.571	210	28.772	251	241	39	0	1:36.702	32.433	237	35.227	211	29.042	250	246				
20	0	1:35.122	32.237	235	34.398	211	28.487	252	245														

3		Kelvin van der Linde								ABT Sportsline							theoretical best time: 1:34.977						
1	0	1:41.715	37.223	217	35.102	209	29.390	248	200	21	0	1:35.559	32.163	231	34.491	210	28.905	248	244				
2	0	1:36.953	32.962	226	34.659	210	29.332	249	233	22	0	1:35.655	32.077	230	34.711	212	28.867	249	239				
3	0	1:36.507	32.670	228	34.669	210	29.168	249	238	23	0	1:35.533	32.274	232	34.363	212	28.896	248	244				
4	0	1:35.824	32.429	229	34.472	210	28.923	250	235	24	0	1:35.738	32.178	229	34.686	209	28.874	249	241				
5	0	1:41.176	32.581	226	34.240	210	34.355	247	240	25	0	1:35.701	32.179	220	34.586	212	28.936	250	247				
6	0	1:35.850	32.435	231	34.203	211	29.212	249	235	26	0	1:36.784	33.202	218	34.849	211	28.733	249	240				
7	0	1:36.123	32.287	229	34.439	212	29.397	249	246	27	0	1:35.590	32.220	229	34.673	211	28.697	249	243				
8	0	1:35.892	32.369	231	34.484	212	29.039	250	235	28	0	1:35.700	32.218	228	34.669	211	28.813	249	239				
9	0	1:35.946	32.378	232	34.494	213	29.074	250	243	29	0	1:35.500	32.254	232	34.441	211	28.805	249	247				
10	0	1:35.834	32.332	230	34.587	211	28.915	249	237	30	0	1:36.134	32.394	230	34.866	211	28.874	249	242				
11	0	1:36.055	32.411	231	34.691	211	28.953	247	239	31	0	1:36.045	32.276	232	34.766	210	29.003	249	239				
12	0	1:35.969	32.330	232	34.554	212	29.085	248	247	32	0	1:36.276	32.455	227	34.851	211	28.970	250	242				
13	0	1:40.592	32.336	232	34.686	213	33.570		244	33	0	1:36.304	32.312	232	34.905	209	29.087	249	236				
14	0	2:13.654	1:09.176	211	35.187	210	29.291	244		34	0	1:36.416	32.299	232	34.789	211	29.328	250	242				
15	0	1:36.146	32.659	221	34.610	210	28.877	246	238	35	0	1:36.435	32.760	231	34.918	210	28.757	249	242				
16	0	1:36.062	32.869	228	34.389	209	28.804	247	239	36	0	1:36.200	32.309	230	35.015	211	28.876	250	241				
17	0	1:35.171	32.210	231	34.217	210	28.744	247	241	37	0	1:36.727	32.395	231	35.190	210	29.142	249	243				
18	0	1:35.800	32.215	230	34.342	212	29.243	254	241	38	0	1:36.606	32.332	232	35.217	211	29.057	250	242				
19	0	1:37.362	33.205	225	34.984	210	29.173	251	243	39	0	1:36.463	32.350	225	35.110	210	29.003	251	245				
20	0	1:37.217	33.723	197	34.761	210	28.733	249	243														



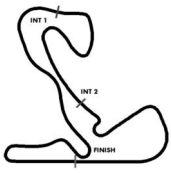
Sector List

Lap Id	Time	SE1	SP1	SE2	SP2	SE3	SP3	TSP	Lap Id	Time	SE1	SP1	SE2	SP2	SE3	SP3	TSP		
4		Luca Stolz								Mercedes-AMG Team HRT							theoretical best time: 1:35.032		
1	0	1:44.188	38.893	203	35.625	209	29.670	246	190	21	0	1:36.037	32.462	231	34.677	210	28.898	249	236
2	0	1:37.123	32.846	223	34.983	210	29.294	247	233	22	0	1:35.779	32.391	232	34.656	210	28.732	248	241
3	0	1:37.135	32.743	221	34.719	210	29.673	246	237	23	0	1:35.851	32.401	231	34.592	210	28.858	248	242
4	0	1:36.252	32.517	231	34.730	209	29.005	248	241	24	0	1:35.665	32.300	232	34.582	210	28.783	247	236
5	0	1:36.024	32.353	223	34.545	209	29.126	246	234	25	0	1:35.983	32.368	232	34.855	209	28.760	248	241
6	0	1:35.273	32.112	231	34.188	210	28.973	247	247	26	0	1:35.931	32.440	232	34.606	210	28.885	247	241
7	0	1:35.811	32.412	230	34.501	208	28.898	247	229	27	0	1:35.989	32.380	232	34.787	209	28.822	247	238
8	0	1:36.057	32.502	229	34.621	209	28.934	248	239	28	0	1:35.915	32.362	229	34.716	210	28.837	248	240
9	0	1:35.810	32.420	230	34.429	210	28.961	247	233	29	0	1:36.135	32.322	231	34.923	210	28.890	247	243
10	0	1:36.108	32.352	231	34.555	210	29.201	248	241	30	0	1:36.157	32.439	232	34.876	210	28.842	248	238
11	0	1:35.861	32.306	231	34.622	209	28.933	248	238	31	0	1:36.087	32.305	231	34.871	209	28.911	248	243
12	0	1:36.161	32.319	232	34.683	210	29.159	247	243	32	0	1:36.257	32.572	231	34.805	210	28.880	248	241
13	0	1:41.157	32.485	231	34.775	210	33.897		238	33	0	1:36.256	32.345	230	34.991	210	28.920	247	239
14	0	2:10.821	1:06.256	213	35.307	208	29.258	245		34	0	1:36.579	32.454	232	34.902	210	29.223	247	243
15	0	1:38.480	33.483	203	35.722	208	29.275	244	227	35	0	1:36.177	32.550	230	34.770	210	28.857	248	243
16	0	1:35.647	32.534	230	34.360	209	28.753	246	241	36	0	1:36.351	32.413	231	35.001	209	28.937	249	244
17	0	1:35.479	32.286	230	34.410	208	28.783	247	241	37	0	1:36.668	32.443	232	35.161	209	29.064	247	244
18	0	1:37.225	32.271	231	34.915	210	30.039	246	238	38	0	1:36.686	32.490	231	35.193	209	29.003	247	242
19	0	1:37.364	33.496	218	34.877	208	28.991	248	213	39	0	1:36.674	32.428	229	35.026	209	29.220	239	247
20	0	1:35.980	32.478	230	34.574	210	28.928	247	232										
6		Alessio Deledda								SSR Performance							theoretical best time: 1:36.065		
1	0	1:50.169	42.222	178	36.824	206	31.123	240	200	20	0	1:47.666	34.192	198	37.571	206	35.903		235
2	0	1:39.983	34.260	210	35.848	205	29.875	244	227	21	0	2:14.520	1:07.566	198	36.836	204	30.118	242	
3	0	1:38.013	33.411	225	34.965	207	29.637	244	243	22	0	1:39.487	33.672	204	35.993	205	29.822	242	230
4	0	1:37.832	33.509	223	34.868	206	29.455	244	243	23	0	1:36.515	32.928	227	34.544	206	29.043	244	233
5	0	1:37.830	33.275	226	35.011	206	29.544	244	242	24	0	1:36.723	32.688	228	35.010	207	29.025	244	244
6	0	1:37.750	33.313	227	34.828	206	29.609	244	239	25	0	1:36.268	32.538	228	34.685	207	29.045	245	243
7	0	1:38.446	33.931	223	35.078	206	29.437	244	243	26	0	1:36.996	32.810	229	34.781	207	29.405	244	246
8	0	1:37.803	33.407	228	34.992	206	29.404	244	243	27	0	1:36.670	32.852	227	34.747	207	29.071	245	244
9	0	1:37.565	33.290	228	35.090	205	29.185	244	245	28	0	1:36.404	32.592	228	34.829	207	28.983	245	244
10	0	1:38.029	33.307	227	35.173	206	29.549	244	243	29	0	1:37.879	33.227	227	35.374	207	29.278	245	246
11	0	1:37.911	33.151	228	35.105	206	29.655	242	242	30	0	1:37.024	32.930	228	35.004	208	29.090	245	241
12	0	1:38.195	33.301	228	35.249	206	29.645	243	245	31	0	1:39.572	32.611	230	37.463	201	29.498	246	248
13	0	1:38.457	33.715	227	35.325	205	29.417	243	241	32	0	1:44.679	33.605	212	35.884	206	35.190	244	246
14	0	1:37.849	33.130	228	35.401	206	29.318	244	241	33	0	1:39.304	35.166	228	35.013	208	29.125	246	240
15	0	1:37.902	33.270	227	35.310	205	29.322	244	242	34	0	1:38.487	32.946	229	35.937	200	29.604	245	244
16	0	1:38.334	33.358	228	35.500	207	29.476	247	239	35	0	1:36.975	32.841	228	34.997	206	29.137	245	238
17	0	1:39.033	34.173	224	35.508	206	29.352	245	235	36	0	1:37.135	32.565	229	35.231	207	29.339	245	249
18	0	1:38.886	33.148	229	35.809	206	29.929	249	243	37	0	1:38.012	32.968	227	35.612	207	29.432	246	250
19	0	1:46.357	38.411	194	37.768	205	30.178	244	241	38	0	1:40.911	33.360	219	37.686	204	29.865	244	241



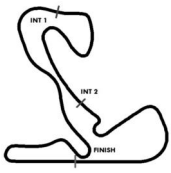
Sector List

Lap Id	Time	SE1	SP1	SE2	SP2	SE3	SP3	TSP	Lap Id	Time	SE1	SP1	SE2	SP2	SE3	SP3	TSP						
7		Ricardo Feller								ABT Sportsline							theoretical best time: 1:35.106						
1	0	1:46.823	40.154	158	36.234	210	30.435	245	202	21	0	1:35.914	32.321	233	34.698	212	28.895	250	243				
2	0	1:36.823	32.860	229	34.749	210	29.214	249	238	22	0	1:35.594	32.151	233	34.500	211	28.943	249	240				
3	0	1:36.970	32.700	231	34.684	210	29.586	247	240	23	0	1:35.319	32.202	233	34.377	210	28.740	251	242				
4	0	1:36.734	32.686	230	34.418	211	29.630	249	242	24	0	1:35.675	32.607	231	34.440	210	28.628	250	243				
5	0	1:36.988	33.180	231	34.628	210	29.180	248	239	25	0	1:35.597	32.191	232	34.589	210	28.817	251	250				
6	0	1:36.124	32.440	232	34.548	210	29.136	249	244	26	0	1:37.077	32.396	233	35.438	210	29.243	248	244				
7	0	1:36.054	32.472	232	34.655	209	28.927	248	244	27	0	1:35.564	32.305	232	34.505	211	28.754	250	242				
8	0	1:36.008	32.547	233	34.639	210	28.822	250	240	28	0	1:35.672	32.377	232	34.519	210	28.776	249	248				
9	0	1:36.301	32.528	232	34.762	210	29.011	249	241	29	0	1:35.628	32.251	232	34.537	211	28.840	249	249				
10	0	1:35.958	32.334	232	34.657	211	28.967	249	244	30	0	1:35.860	32.233	233	34.789	210	28.838	250	249				
11	0	1:35.935	32.226	233	34.821	210	28.888	250	238	31	0	1:36.120	32.292	233	34.856	210	28.972	251	244				
12	0	1:36.425	32.876	231	34.754	209	28.795	249	242	32	0	1:36.265	32.450	233	35.006	210	28.809	249	245				
13	0	1:35.864	32.297	231	34.696	210	28.871	249	249	33	0	1:36.171	32.211	234	34.891	212	29.069	252	250				
14	0	1:41.253	32.321	231	35.239	212	33.693		248	34	0	1:36.407	32.692	233	34.844	211	28.871	251	243				
15	0	2:13.512	1:08.024	210	36.314	203	29.174	246		35	0	1:36.133	32.280	234	35.034	211	28.819	250	247				
16	0	1:36.540	32.548	215	35.081	209	28.911	250	240	36	0	1:37.288	32.444	233	35.265	211	29.579	249	246				
17	0	1:36.473	32.575	233	34.825	211	29.073	250	234	37	0	1:35.923	32.460	232	34.680	210	28.783	249	243				
18	0	1:35.560	32.449	232	34.380	212	28.731	251	238	38	0	1:36.106	32.101	234	34.846	212	29.159	253	251				
19	0	1:36.003	32.531	218	34.700	210	28.772	250	236	39	0	1:37.191	32.818	210	35.343	211	29.030	241	250				
20	0	1:35.988	32.361	233	34.719	212	28.908	251	236														
8		Luca Engstler								Liqui Moly Team Engstler							theoretical best time: 1:34.757						
1	0	1:46.343	40.309	170	35.798	210	30.236	247	190	21	0	1:35.607	32.215	230	34.517	208	28.875	247	254				
2	0	1:37.110	32.924	229	34.957	208	29.229	246	241	22	0	1:36.456	32.237	233	34.860	208	29.359	248	254				
3	0	1:36.744	32.632	228	34.771	209	29.341	246	243	23	0	1:35.674	32.429	230	34.384	210	28.861	247	252				
4	0	1:36.990	32.549	230	34.894	209	29.547	246	240	24	0	1:35.783	32.229	229	34.716	209	28.838	247	252				
5	0	1:36.281	32.750	228	34.437	208	29.094	245	250	25	0	1:35.837	32.264	229	34.747	209	28.826	247	253				
6	0	1:36.280	32.581	229	34.563	208	29.136	246	237	26	0	1:36.880	32.574	218	35.381	209	28.925	246	250				
7	0	1:36.094	32.416	230	34.655	208	29.023	246	244	27	0	1:36.060	32.605	230	34.516	209	28.939	245	255				
8	0	1:35.897	32.388	229	34.617	208	28.892	247	249	28	0	1:35.686	32.137	230	34.699	208	28.850	246	250				
9	0	1:36.140	32.299	230	34.776	208	29.065	247	249	29	0	1:36.013	32.206	231	34.913	209	28.894	247	252				
10	0	1:36.001	32.199	231	34.918	208	28.884	246	249	30	0	1:35.980	32.237	230	34.832	210	28.911	247	252				
11	0	1:36.245	32.283	229	34.980	208	28.982	247	255	31	0	1:36.036	32.238	230	34.912	208	28.886	246	255				
12	0	1:36.302	32.370	229	34.877	209	29.055	247	252	32	0	1:36.194	32.288	231	34.964	210	28.942	248	255				
13	0	1:35.921	32.319	229	34.701	208	28.901	247	252	33	0	1:36.480	32.384	223	35.113	208	28.983	247	252				
14	0	1:40.669	32.298	230	35.791	208	32.580		246	34	0	1:36.340	32.319	226	35.094	209	28.927	247	253				
15	0	2:12.450	1:06.708	203	36.189	205	29.553	244		35	0	1:36.304	32.308	230	35.055	209	28.941	247	252				
16	0	1:37.205	32.525	221	35.807	208	28.873	245	248	36	0	1:36.425	32.409	231	35.048	210	28.968	247	256				
17	0	1:34.942	32.151	228	34.125	208	28.666	245	253	37	0	1:36.619	32.364	229	35.191	209	29.064	246	254				
18	0	1:34.901	31.966	229	34.209	209	28.726	249	254	38	0	1:36.736	32.451	231	35.141	213	29.144	247	255				
19	0	1:36.570	33.168	227	34.423	210	28.979	249	257	39	0	1:36.930	32.693	215	35.094	208	29.143	246	256				
20	0	1:36.359	33.070	212	34.522	209	28.767	247	248														



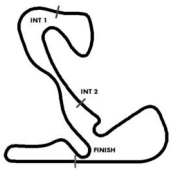
Sector List

Lap Id	Time	SE1	SP1	SE2	SP2	SE3	SP3	TSP	Lap Id	Time	SE1	SP1	SE2	SP2	SE3	SP3	TSP		
9 Tim Heinemann Toksport WRT theoretical best time: 1:35.184																			
1	0	1:47.874	40.777	169	37.140	203	29.957	249	211	21	0	1:35.310	32.321	229	34.240	208	28.749	245	250
2	0	1:37.091	33.423	212	34.498	206	29.170	244	225	22	0	1:35.453	32.293	229	34.289	208	28.871	245	254
3	0	1:36.329	32.759	228	34.311	207	29.259	245	247	23	0	1:35.614	32.295	230	34.472	208	28.847	245	249
4	0	1:36.221	32.707	228	34.388	207	29.126	246	247	24	0	1:35.619	32.198	230	34.587	208	28.834	246	252
5	0	1:36.272	32.717	229	34.473	208	29.082	246	244	25	0	1:35.825	32.195	230	34.752	209	28.878	246	252
6	0	1:36.267	32.599	229	34.525	208	29.143	246	240	26	0	1:39.743	32.445	229	36.599	205	30.699	246	253
7	0	1:36.114	32.584	229	34.548	207	28.982	246	238	27	0	1:36.520	32.714	229	34.838	208	28.968	246	241
8	0	1:36.029	32.543	229	34.502	208	28.984	246	242	28	0	1:36.027	32.375	230	34.703	207	28.949	246	253
9	0	1:36.122	32.435	229	34.649	207	29.038	245	253	29	0	1:35.998	32.493	230	34.632	208	28.873	245	253
10	0	1:36.104	32.364	229	34.715	208	29.025	245	250	30	0	1:35.562	32.235	230	34.549	207	28.778	245	254
11	0	1:36.287	32.361	230	34.663	207	29.263	244	252	31	0	1:35.767	32.302	230	34.559	207	28.906	245	253
12	0	1:37.326	33.102	226	35.004	208	29.220	244	248	32	0	1:36.425	32.414	230	34.933	208	29.078	245	253
13	0	1:36.023	32.396	230	34.732	207	28.895	245	251	33	0	1:36.099	32.477	230	34.631	208	28.991	245	252
14	0	1:36.226	32.351	230	34.715	208	29.160	244	252	34	0	1:36.092	32.349	230	34.701	208	29.042	245	252
15	0	1:36.389	32.627	228	34.730	207	29.032	244	251	35	0	1:36.443	32.482	230	34.902	207	29.059	245	252
16	0	1:36.257	32.500	229	34.738	206	29.019	244	251	36	0	1:36.277	32.385	231	34.912	207	28.980	246	253
17	0	1:36.096	32.563	229	34.540	207	28.993	244	251	37	0	1:37.282	32.660	231	35.306	208	29.316	245	252
18	0	1:39.558	32.571	229	34.657	206	32.330		251	38	0	1:36.739	32.393	232	35.259	208	29.087	246	251
19	0	2:12.015	1:07.527	211	35.373	206	29.115	245		39	0	1:36.423	32.398	231	34.836	208	29.189	246	252
20	0	1:36.764	32.872	214	34.935	207	28.957	244	243										
11 Marco Wittmann Project 1 theoretical best time: 1:34.828																			
1	0	1:40.765	36.495	216	35.173	209	29.097	247	205	21	0	1:35.247	32.260	226	34.495	211	28.492	253	248
2	0	1:36.595	32.686	231	34.850	210	29.059	247	239	22	0	1:35.214	32.228	235	34.486	212	28.500	252	236
3	0	1:36.437	32.589	233	34.763	209	29.085	249	246	23	0	1:35.245	32.207	234	34.511	212	28.527	253	248
4	0	1:35.606	32.455	233	34.425	209	28.726	249	241	24	0	1:34.932	32.142	233	34.356	211	28.434	253	239
5	0	1:35.309	32.267	233	34.483	210	28.559	250	247	25	0	1:35.244	32.164	234	34.549	211	28.531	252	242
6	0	1:35.446	32.214	234	34.579	209	28.653	250	252	26	0	1:35.521	32.226	226	34.811	211	28.484	252	245
7	0	1:35.259	32.139	234	34.551	210	28.569	251	247	27	0	1:35.221	32.039	236	34.749	213	28.433	253	245
8	0	1:35.742	32.251	230	34.789	210	28.702	251	241	28	0	1:35.716	32.245	229	34.728	213	28.743	252	241
9	0	1:35.734	32.185	234	34.692	211	28.857	251	242	29	0	1:35.318	32.164	236	34.624	211	28.530	253	245
10	0	1:35.672	32.222	234	34.800	210	28.650	251	240	30	0	1:35.542	32.193	229	34.808	213	28.541	254	242
11	0	1:35.766	32.198	234	34.785	210	28.783	251	243	31	0	1:36.219	32.894	233	34.727	211	28.598	253	246
12	0	1:36.105	32.212	233	34.981	210	28.912	251	243	32	0	1:35.445	32.140	236	34.685	213	28.620	253	245
13	0	1:36.104	32.239	234	35.027	210	28.838	252	237	33	0	1:35.601	32.181	236	34.849	213	28.571	254	246
14	0	1:36.185	32.393	224	35.127	210	28.665	252	234	34	0	1:35.649	32.241	236	34.913	212	28.495	253	233
15	0	1:36.329	32.298	228	35.212	211	28.819	251	238	35	0	1:35.953	32.251	236	34.935	212	28.767	252	240
16	0	1:40.388	32.377	223	35.236	210	32.775		238	36	0	1:35.737	32.255	236	34.910	212	28.572	254	242
17	0	2:14.443	1:09.217	203	36.332	208	28.894	248		37	0	1:35.768	32.199	236	34.892	212	28.677	253	234
18	0	1:35.971	32.669	225	34.524	209	28.778	250	233	38	0	1:36.033	32.180	235	35.073	210	28.780	253	241
19	0	1:35.192	32.248	229	34.412	210	28.532	251	238	39	0	1:36.012	32.332	236	35.023	212	28.657	252	244
20	0	1:35.036	32.102	232	34.487	211	28.447	253	249										



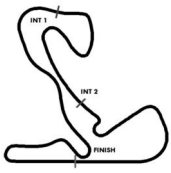
Sector List

Lap Id	Time	SE1	SP1	SE2	SP2	SE3	SP3	TSP	Lap Id	Time	SE1	SP1	SE2	SP2	SE3	SP3	TSP		
14		Albert Costa Balboa								EMIL FREY RACING							theoretical best time: 1:34.887		
1	1	1:43.390	38.065	209	35.694	206	29.631	242	196	21	1	1:35.368	32.166	226	34.350	205	28.852	244	246
2	1	1:36.839	32.837	226	34.529	206	29.473	243	238	22	1	1:35.313	32.164	227	34.399	205	28.750	244	246
3	1	1:37.036	32.798	227	34.654	206	29.584	242	236	23	1	1:35.388	32.264	226	34.420	205	28.704	244	245
4	1	1:36.756	32.999	225	34.642	206	29.115	244	233	24	1	1:35.221	32.246	226	34.242	205	28.733	243	245
5	1	1:35.797	32.341	227	34.441	206	29.015	244	243	25	1	1:35.121	32.176	227	34.309	205	28.636	242	246
6	1	1:36.035	32.318	227	34.485	206	29.232	244	243	26	1	1:35.447	32.171	226	34.499	204	28.777	243	246
7	1	1:35.649	32.215	226	34.498	204	28.936	243	243	27	1	1:35.515	32.239	227	34.343	205	28.933	243	245
8	1	1:36.074	32.409	227	34.526	204	29.139	244	246	28	1	1:35.728	32.298	226	34.512	204	28.918	243	247
9	1	1:35.766	32.192	227	34.617	205	28.957	244	245	29	1	1:35.440	32.317	226	34.380	206	28.743	243	242
10	1	1:36.111	32.268	226	34.831	206	29.012	244	249	30	1	1:35.608	32.233	227	34.455	206	28.920	243	248
11	1	1:35.672	32.171	227	34.525	205	28.976	244	248	31	1	1:35.584	32.242	227	34.528	205	28.814	242	242
12	1	1:36.339	32.350	227	34.930	205	29.059	244	246	32	1	1:35.509	32.281	227	34.411	206	28.817	243	240
13	1	1:40.731	32.293	228	34.858	204	33.580		245	33	1	1:35.589	32.225	228	34.534	206	28.830	244	244
14	1	2:11.316	1:06.528	212	35.525	202	29.263	241		34	1	1:35.676	32.229	227	34.557	205	28.890	244	247
15	1	1:37.477	33.484	208	34.904	203	29.089	241	244	35	1	1:35.785	32.394	227	34.589	206	28.802	244	244
16	1	1:35.581	32.294	226	34.123	205	29.164	244	244	36	1	1:35.822	32.316	227	34.760	205	28.746	244	245
17	1	1:36.051	32.270	227	34.745	203	29.036	244	244	37	1	1:35.460	32.128	227	34.525	206	28.807	244	246
18	1	1:37.789	32.446	227	35.487	204	29.856	244	244	38	1	1:35.834	32.278	227	34.664	206	28.892	244	246
19	1	1:35.664	32.681	227	34.165	206	28.818	244	242	39	1	1:35.900	32.335	227	34.710	206	28.855	244	248
20	1	1:35.105	32.154	228	34.249	205	28.702	243	247										
19		Mick Wishofer								GRT Grasser-Racing-Team							theoretical best time: 1:34.898		
1	0	1:49.118	41.146	171	36.908	208	31.064	242	194	21	0	1:36.275	33.067	230	34.534	208	28.674	246	248
2	0	1:39.604	34.838	207	35.294	208	29.472	244	236	22	0	1:35.194	32.046	232	34.293	210	28.855	246	248
3	0	1:37.211	32.759	219	34.803	207	29.649	242	245	23	0	1:34.978	32.126	232	34.210	209	28.642	247	249
4	0	1:36.314	32.515	230	34.715	208	29.084	246	240	24	0	1:35.191	32.209	231	34.319	210	28.663	243	250
5	0	1:36.421	32.557	231	34.613	206	29.251	247	235	25	0	1:35.404	32.266	231	34.491	209	28.647	247	249
6	0	1:35.844	32.340	230	34.221	208	29.283	247	239	26	0	1:35.852	32.217	232	34.583	210	29.052	246	251
7	0	1:36.313	32.444	230	34.677	208	29.192	244	239	27	0	1:35.537	32.415	234	34.475	210	28.647	246	251
8	0	1:36.331	32.663	229	34.671	207	28.997	245	240	28	0	1:35.693	32.270	232	34.556	210	28.867	247	253
9	0	1:36.094	32.405	231	34.472	208	29.217	248	244	29	0	1:36.122	32.303	232	34.949	210	28.870	246	249
10	0	1:36.797	32.816	225	34.761	208	29.220	247	247	30	0	1:36.083	32.230	232	34.881	210	28.972	247	252
11	0	1:36.097	32.461	230	34.671	208	28.965	245	242	31	0	1:35.551	32.197	231	34.627	210	28.727	247	250
12	0	1:36.945	32.481	230	35.347	208	29.117	245	243	32	0	1:36.543	32.667	231	34.991	210	28.885	246	249
13	0	1:37.084	32.841	199	35.332	208	28.911	246	244	33	0	1:36.504	32.562	231	35.185	208	28.757	248	251
14	0	1:36.322	32.525	229	34.850	208	28.947	247	245	34	0	1:36.389	32.403	231	34.959	209	29.027	247	248
15	0	1:36.268	32.435	230	34.897	208	28.936	247	248	35	0	1:36.559	32.570	230	34.875	210	29.114	247	247
16	0	1:36.508	32.417	231	35.035	208	29.056	246	242	36	0	1:36.641	32.604	231	35.020	209	29.017	248	241
17	0	1:40.209	32.538	231	34.880	208	32.791		246	37	0	1:37.334	32.805	229	35.174	209	29.355	247	242
18	0	2:13.221	1:07.815	202	35.987	206	29.419	243		38	0	1:38.655	33.317	213	36.035	208	29.303	246	236
19	0	1:36.464	32.871	222	34.751	208	28.842	245	230	39	0	1:39.966	33.284	215	36.059	208	30.623	221	230
20	0	1:36.852	32.722	224	35.363	210	28.767	246	242										



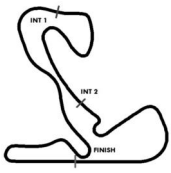
Sector List

Lap Id	Time	SE1	SP1	SE2	SP2	SE3	SP3	TSP	Lap Id	Time	SE1	SP1	SE2	SP2	SE3	SP3	TSP						
22		Lucas Auer								Mercedes-AMG Team WINWARD							theoretical best time: 1:35.018						
1	0	1:43.610	38.341	203	35.582	211	29.687	249	191	21	0	1:35.562	32.365	232	34.636	210	28.561	250	243				
2	0	1:36.872	32.864	227	34.799	211	29.209	249	235	22	0	1:35.423	32.288	231	34.464	210	28.671	249	247				
3	0	1:36.756	32.840	231	34.683	210	29.233	249	231	23	0	1:35.424	32.247	232	34.592	210	28.585	250	248				
4	0	1:35.888	32.609	231	34.488	210	28.791	250	247	24	0	1:35.244	32.245	232	34.483	210	28.516	250	246				
5	0	1:35.804	32.609	232	34.350	210	28.845	250	241	25	0	1:35.373	32.197	232	34.568	210	28.608	250	244				
6	0	1:35.872	32.473	231	34.595	209	28.804	250	245	26	0	1:35.624	32.330	232	34.577	210	28.717	250	246				
7	0	1:35.639	32.375	231	34.491	210	28.773	250	247	27	0	1:35.277	32.152	233	34.514	211	28.611	250	248				
8	0	1:35.964	32.456	232	34.747	209	28.761	250	246	28	0	1:35.925	32.496	232	34.636	211	28.793	249	242				
9	0	1:35.816	32.458	233	34.690	210	28.668	250	243	29	0	1:35.419	32.315	233	34.570	211	28.534	249	246				
10	0	1:35.744	32.369	232	34.642	210	28.733	250	245	30	0	1:35.550	32.326	233	34.646	210	28.578	250	246				
11	0	1:36.098	32.343	231	34.940	209	28.815	249	250	31	0	1:35.527	32.260	233	34.689	211	28.578	250	248				
12	0	1:36.318	32.541	232	34.928	210	28.849	249	242	32	0	1:35.624	32.255	233	34.787	210	28.582	250	245				
13	0	1:40.046	32.540	232	34.920	209	32.586		242	33	0	1:36.088	32.316	232	34.948	209	28.824	250	247				
14	0	2:09.726	1:05.343	203	35.315	208	29.068	245		34	0	1:35.788	32.382	233	34.666	210	28.740	250	246				
15	0	1:36.178	32.852	221	34.608	208	28.718	247	241	35	0	1:35.935	32.423	233	34.790	210	28.722	249	244				
16	0	1:35.854	32.225	230	34.584	210	29.045	248	246	36	0	1:35.749	32.378	234	34.710	211	28.661	250	245				
17	0	1:36.074	32.867	231	34.430	211	28.777	250	231	37	0	1:36.126	32.273	233	34.899	210	28.954	249	249				
18	0	1:36.116	32.545	228	34.800	210	28.771	250	238	38	0	1:35.994	32.372	233	34.955	210	28.667	250	246				
19	0	1:35.530	32.313	232	34.575	211	28.642	250	245	39	0	1:36.218	32.351	233	34.900	210	28.967	249	249				
20	0	1:35.403	32.243	232	34.449	210	28.711	250	251														
24		Ayhançan Güven								Team75 Motorsport							theoretical best time: 1:35.143						
1	0	1:45.287	39.242	209	36.222	206	29.823	243	193	21	0	1:35.845	32.421	231	34.585	208	28.839	246	250				
2	0	1:37.499	33.320	229	34.663	207	29.516	245	237	22	0	1:35.985	32.398	230	34.709	208	28.878	246	252				
3	0	1:36.717	32.802	230	34.517	208	29.398	246	247	23	0	1:35.510	32.236	231	34.449	209	28.825	247	251				
4	0	1:36.677	32.716	230	34.593	208	29.368	245	240	24	0	1:35.827	32.410	230	34.670	208	28.747	247	254				
5	0	1:36.206	32.513	230	34.445	208	29.248	247	249	25	0	1:35.928	32.309	231	34.672	208	28.947	246	251				
6	0	1:36.567	32.740	230	34.430	208	29.397	244	232	26	0	1:36.552	33.142	231	34.488	208	28.922	245	252				
7	0	1:36.009	32.428	230	34.511	208	29.070	245	249	27	0	1:35.676	32.294	232	34.576	208	28.806	246	252				
8	0	1:35.862	32.303	230	34.602	206	28.957	246	251	28	0	1:36.597	32.295	232	35.083	208	29.219	246	250				
9	0	1:35.882	32.463	230	34.623	207	28.796	246	252	29	0	1:36.082	32.495	231	34.738	208	28.849	246	250				
10	0	1:35.901	32.393	230	34.610	208	28.898	245	251	30	0	1:35.815	32.227	228	34.757	208	28.831	247	251				
11	0	1:35.933	32.335	230	34.738	207	28.860	247	252	31	0	1:36.086	32.405	230	34.859	208	28.822	246	251				
12	0	1:36.612	32.592	232	34.936	208	29.084	246	236	32	0	1:36.437	32.529	231	35.028	208	28.880	247	250				
13	0	1:36.155	32.435	231	34.806	207	28.914	246	248	33	0	1:36.464	32.594	231	35.060	207	28.810	247	253				
14	0	1:39.871	32.411	230	34.947	206	32.513		251	34	0	1:36.136	32.391	231	34.875	208	28.870	247	251				
15	0	2:12.207	1:06.737	206	35.983	208	29.487	244		35	0	1:36.343	32.396	231	35.000	208	28.947	246	248				
16	0	1:36.386	32.767	215	34.682	207	28.937	244	244	36	0	1:36.453	32.468	230	35.100	209	28.885	247	250				
17	0	1:35.417	32.337	229	34.311	207	28.769	244	251	37	0	1:36.398	32.485	231	35.017	208	28.896	247	248				
18	0	1:35.999	32.257	230	34.169	209	29.573	250	250	38	0	1:36.407	32.459	232	35.014	208	28.934	247	247				
19	0	1:37.324	33.103	229	35.063	207	29.158	246	234	39	0	1:36.611	32.418	232	35.185	208	29.008	246	246				
20	0	1:36.282	33.118	218	34.375	207	28.789	246	255														
27		David Schumacher								Mercedes-AMG Team WINWARD							theoretical best time: 1:40.969						
1	0	1:47.504	40.131	185	35.945	206	31.428	239	198	2	0	4:08.632	33.596	216	1:44.994	53	1:50.042		223				



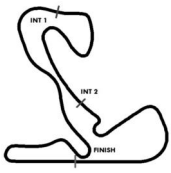
Sector List

Lap Id	Time	SE1	SP1	SE2	SP2	SE3	SP3	TSP	Lap Id	Time	SE1	SP1	SE2	SP2	SE3	SP3	TSP		
33		Dries Vanthoor								Schubert Motorsport							theoretical best time: 1:34.906		
1	0	1:45.239	39.486	202	36.153	209	29.600	250	209	21	0	1:35.968	32.653	233	34.641	212	28.674	253	243
2	0	1:36.501	32.655	234	34.743	213	29.103	256	237	22	0	1:35.052	32.017	235	34.567	212	28.468	253	245
3	0	1:36.803	32.646	235	34.833	213	29.324	254	235	23	0	1:35.166	32.052	235	34.603	213	28.511	253	246
4	0	1:36.553	32.610	228	34.999	211	28.944	254	240	24	0	1:35.295	32.077	235	34.656	211	28.562	253	249
5	0	1:36.151	32.288	232	34.796	213	29.067	253	236	25	0	1:35.499	32.059	234	34.857	212	28.583	253	246
6	0	1:35.920	32.223	235	34.755	212	28.942	253	246	26	0	1:36.067	32.139	236	34.801	212	29.127	251	250
7	0	1:36.026	32.300	234	34.848	211	28.878	253	246	27	0	1:35.945	32.169	234	34.929	211	28.847	253	248
8	0	1:35.938	32.354	235	34.916	211	28.668	254	250	28	0	1:35.546	32.125	235	34.762	211	28.659	252	252
9	0	1:35.848	32.164	235	35.035	212	28.649	254	244	29	0	1:35.825	32.249	235	34.850	212	28.726	251	249
10	0	1:35.924	32.104	235	35.172	212	28.648	254	250	30	0	1:36.029	32.178	235	34.998	211	28.853	252	246
11	0	1:36.180	32.166	235	35.190	211	28.824	253	248	31	0	1:36.277	32.213	235	35.122	210	28.942	252	249
12	0	1:36.136	32.179	234	35.248	213	28.709	253	251	32	0	1:35.834	32.102	235	34.991	212	28.741	253	251
13	0	1:36.777	32.241	235	35.298	213	29.238	252	248	33	0	1:36.366	32.385	232	35.211	211	28.770	253	252
14	0	1:40.189	32.297	236	35.360	211	32.532		243	34	0	1:36.315	32.329	235	35.151	212	28.835	253	252
15	0	2:12.374	1:06.847	197	36.409	210	29.118	251		35	0	1:36.366	32.398	235	35.205	212	28.763	253	247
16	0	1:36.070	32.784	232	34.669	211	28.617	253	227	36	0	1:36.259	32.143	236	35.271	211	28.845	253	247
17	0	1:35.084	32.062	232	34.421	212	28.601	253	248	37	0	1:36.266	32.142	236	35.348	213	28.776	253	248
18	0	1:36.898	32.198	229	34.841	214	29.859	254	235	38	0	1:36.545	32.147	235	35.607	212	28.791	253	247
19	0	1:36.355	32.896	228	34.890	211	28.569	254	234	39	0	1:36.661	32.284	232	35.331	212	29.046	238	249
20	0	1:35.595	32.298	233	34.774	211	28.523	254	236										
36		Arjun Maini								Mercedes-AMG Team HRT							theoretical best time: 1:34.786		
1	0	1:47.719	40.607	166	36.797	209	30.315	245	205	21	0	1:35.706	32.285	231	34.639	209	28.782	247	244
2	0	1:38.455	34.512	208	34.850	207	29.093	244	221	22	0	1:35.277	32.022	230	34.446	210	28.809	247	247
3	0	1:35.973	32.475	229	34.359	208	29.139	245	250	23	0	1:35.574	32.021	232	34.774	209	28.779	248	250
4	0	1:36.292	32.589	229	34.630	208	29.073	245	242	24	0	1:35.580	32.205	231	34.508	210	28.867	248	247
5	0	1:36.205	32.321	223	34.759	209	29.125	247	246	25	0	1:35.908	32.151	231	34.802	210	28.955	248	248
6	0	1:36.419	32.618	230	34.580	209	29.221	246	235	26	0	1:36.869	32.190	233	35.712	209	28.967	246	243
7	0	1:35.921	32.289	231	34.634	209	28.998	247	246	27	0	1:36.055	32.414	231	34.815	209	28.826	247	249
8	0	1:36.263	32.336	220	34.807	209	29.120	246	248	28	0	1:35.490	32.250	231	34.566	209	28.674	247	251
9	0	1:36.166	32.251	231	34.829	208	29.086	246	249	29	0	1:35.702	32.136	231	34.684	210	28.882	247	250
10	0	1:35.922	32.243	230	34.694	208	28.985	246	247	30	0	1:36.057	32.350	229	34.785	209	28.922	247	245
11	0	1:36.330	32.391	231	34.798	208	29.141	245	240	31	0	1:36.123	32.385	230	34.852	208	28.886	247	248
12	0	1:37.246	32.844	227	35.186	209	29.216	246	246	32	0	1:36.093	32.239	231	34.907	210	28.947	249	252
13	0	1:36.252	32.363	229	34.956	208	28.933	246	243	33	0	1:36.512	32.297	231	35.109	210	29.106	248	248
14	0	1:36.483	32.324	230	34.973	208	29.186	245	246	34	0	1:36.267	32.368	232	34.957	210	28.942	248	248
15	0	1:40.020	32.365	230	34.801	208	32.854		244	35	0	1:36.149	32.215	232	35.047	210	28.887	249	248
16	0	2:12.218	1:06.014	195	36.632	207	29.572	244		36	0	1:37.797	32.398	231	35.338	209	30.061	245	244
17	0	1:36.360	32.534	227	34.731	207	29.095	244	241	37	0	1:37.644	33.054	232	35.406	208	29.184	246	247
18	0	1:35.113	32.348	228	34.208	208	28.557	246	247	38	0	1:36.396	32.343	231	35.039	209	29.014	246	246
19	0	1:35.356	32.152	229	34.440	210	28.764	250	248	39	0	1:36.422	32.373	231	35.018	208	29.031	247	244
20	0	1:36.997	32.910	220	35.179	209	28.908	247	252										



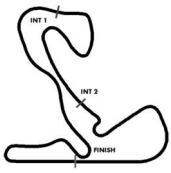
Sector List

Lap Id	Time	SE1	SP1	SE2	SP2	SE3	SP3	TSP	Lap Id	Time	SE1	SP1	SE2	SP2	SE3	SP3	TSP		
40		Mattia Drudi								Tresor Orange 1							theoretical best time: 1:35.146		
1	0	1:46.047	39.783	198	35.952	206	30.312	246	191	21	0	1:35.385	32.128	232	34.368	210	28.889	250	249
2	0	1:37.085	32.939	228	34.612	209	29.534	246	241	22	0	1:35.633	32.226	233	34.577	210	28.830	249	241
3	0	1:36.704	32.645	224	34.765	210	29.294	247	240	23	0	1:35.650	32.226	232	34.528	209	28.896	247	243
4	0	1:36.589	32.563	228	34.778	209	29.248	248	241	24	0	1:35.692	32.544	230	34.385	210	28.763	249	246
5	0	1:36.221	32.428	228	34.614	209	29.179	248	234	25	0	1:35.353	32.138	231	34.416	210	28.799	249	247
6	0	1:36.609	32.770	230	34.688	210	29.151	246	236	26	0	1:37.691	32.172	232	35.281	211	30.238	248	246
7	0	1:36.049	32.394	230	34.645	210	29.010	248	238	27	0	1:35.854	32.151	233	34.858	211	28.845	250	244
8	0	1:35.986	32.282	229	34.708	210	28.996	248	242	28	0	1:36.122	32.151	232	34.855	210	29.116	247	246
9	0	1:36.120	32.207	231	34.915	210	28.998	247	247	29	0	1:35.638	32.106	232	34.734	210	28.798	247	247
10	0	1:35.947	32.269	230	34.695	209	28.983	247	245	30	0	1:35.562	32.138	232	34.605	210	28.819	248	251
11	0	1:35.969	32.188	231	34.796	210	28.985	247	248	31	0	1:35.961	32.231	231	34.699	210	29.031	247	246
12	0	1:36.449	32.471	229	34.877	210	29.101	247	243	32	0	1:35.949	32.272	232	34.852	210	28.825	250	246
13	0	1:36.223	32.278	230	34.870	210	29.075	247	245	33	0	1:35.987	32.214	232	34.897	211	28.876	250	246
14	0	1:36.172	32.174	231	34.952	210	29.046	247	244	34	0	1:36.488	32.400	233	35.095	210	28.993	249	242
15	0	1:39.650	32.290	231	34.729	209	32.631		239	35	0	1:36.256	32.361	232	34.913	210	28.982	248	249
16	0	2:17.870	1:12.337	207	36.065	209	29.468	249		36	0	1:36.540	32.246	233	35.240	210	29.054	250	249
17	0	1:35.531	32.379	230	34.277	209	28.875	247	238	37	0	1:37.802	33.080	226	35.575	210	29.147	249	234
18	0	1:36.758	33.232	205	34.631	209	28.895	248	239	38	0	1:36.528	32.397	233	35.097	211	29.034	249	244
19	0	1:35.641	32.272	228	34.603	209	28.766	247	251	39	0	1:36.531	32.333	233	35.108	210	29.090	247	244
20	0	1:35.688	32.151	231	34.355	211	29.182	247	248										
48		Maro Engel								Mercedes-AMG Team MANN-FILTER							theoretical best time: 1:34.406		
1	0	1:39.170	35.689	226	34.404	208	29.077	244	203	21	0	1:35.759	32.429	226	34.433	207	28.897	246	247
2	0	1:36.131	32.601	227	34.281	208	29.249	244	238	22	0	1:34.508	32.265	228	33.798	209	28.445	247	250
3	0	1:36.285	32.849	227	34.380	208	29.056	245	242	23	0	1:34.838	32.163	229	34.066	208	28.609	246	250
4	0	1:35.588	32.566	228	34.197	207	28.825	245	245	24	0	1:35.041	32.227	228	34.183	209	28.631	246	248
5	0	1:35.393	32.494	228	34.146	207	28.753	246	247	25	0	1:35.173	32.229	229	34.255	208	28.689	246	248
6	0	1:35.397	32.387	228	34.236	208	28.774	245	249	26	0	1:35.186	32.257	229	34.263	208	28.666	246	246
7	0	1:35.334	32.415	228	34.159	208	28.760	246	246	27	0	1:35.507	32.231	229	34.515	209	28.761	246	248
8	0	1:35.331	32.411	229	34.258	208	28.662	246	247	28	0	1:35.199	32.310	229	34.307	209	28.582	246	247
9	0	1:35.395	32.385	229	34.366	208	28.644	246	248	29	0	1:35.464	32.208	229	34.351	209	28.905	246	250
10	0	1:35.329	32.326	229	34.293	208	28.710	246	248	30	0	1:35.805	32.482	229	34.688	208	28.635	247	247
11	0	1:35.536	32.311	229	34.427	208	28.798	245	249	31	0	1:35.624	32.276	230	34.485	209	28.863	246	250
12	0	1:35.605	32.462	228	34.355	208	28.788	245	249	32	0	1:35.579	32.401	230	34.440	209	28.738	246	248
13	0	1:35.533	32.423	229	34.494	207	28.616	246	247	33	0	1:36.056	32.598	229	34.662	208	28.796	246	247
14	0	1:35.648	32.497	229	34.410	208	28.741	246	248	34	0	1:35.629	32.427	229	34.450	209	28.752	247	250
15	0	1:35.835	32.486	229	34.617	208	28.732	246	250	35	0	1:36.015	32.502	229	34.688	208	28.825	246	245
16	0	1:36.024	32.343	229	34.877	208	28.804	247	249	36	0	1:35.840	32.428	228	34.639	208	28.773	247	246
17	0	1:35.939	32.467	229	34.699	208	28.773	246	250	37	0	1:35.706	32.320	229	34.626	208	28.760	247	250
18	0	1:35.718	32.394	229	34.610	208	28.714	247	249	38	0	1:36.007	32.456	229	34.695	208	28.856	247	248
19	0	1:40.030	32.478	230	34.676	208	32.876		248	39	0	1:36.212	32.484	229	34.622	209	29.106	229	250
20	0	2:11.258	1:06.793	217	35.259	207	29.206	244											



Sector List

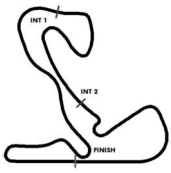
Lap Id	Time	SE1	SP1	SE2	SP2	SE3	SP3	TSP	Lap Id	Time	SE1	SP1	SE2	SP2	SE3	SP3	TSP			
63		Clemens Schmid								GRT Grasser-Racing-Team							theoretical best time: 1:34.853			
1	0	1:49.251	41.522	176	36.839	210	30.890	247	203	21	0	1:35.699	32.551	232	34.298	209	28.850	246	242	
2	0	1:38.902	34.299	220	35.116	208	29.487	245	222	22	0	1:34.875	32.129	231	34.135	210	28.611	246	248	
3	0	1:36.885	33.017	229	34.606	208	29.262	245	241	23	0	1:35.179	32.119	231	34.265	210	28.795	247	250	
4	0	1:36.252	32.563	223	34.661	208	29.028	246	247	24	0	1:35.469	32.367	231	34.410	210	28.692	247	251	
5	0	1:36.258	32.604	231	34.597	208	29.057	246	246	25	0	1:35.266	32.264	232	34.334	211	28.668	247	253	
6	0	1:36.621	32.590	231	34.759	208	29.272	245	251	26	0	1:35.941	32.107	232	34.421	211	29.413	247	251	
7	0	1:36.266	32.385	231	34.826	208	29.055	246	251	27	0	1:36.471	32.605	231	34.852	210	29.014	248	251	
8	0	1:36.187	32.718	231	34.522	210	28.947	246	253	28	0	1:36.343	32.257	232	35.111	209	28.975	247	250	
9	0	1:35.847	32.330	231	34.540	210	28.977	246	248	29	0	1:36.147	32.342	231	34.854	209	28.951	247	251	
10	0	1:36.195	32.415	231	34.636	208	29.144	246	249	30	0	1:35.896	32.318	232	34.674	210	28.904	247	245	
11	0	1:36.836	32.793	232	34.994	210	29.049	246	249	31	0	1:35.952	32.250	232	34.775	210	28.927	247	251	
12	0	1:36.587	32.639	232	34.843	210	29.105	246	244	32	0	1:36.745	32.831	231	34.895	211	29.019	247	250	
13	0	1:36.753	32.472	231	35.176	208	29.105	246	244	33	0	1:36.082	32.402	232	34.773	210	28.907	247	247	
14	0	1:36.502	32.516	231	34.914	209	29.072	247	245	34	0	1:35.985	32.257	233	34.757	212	28.971	248	251	
15	0	1:36.338	32.319	231	35.067	209	28.952	247	247	35	0	1:36.984	32.314	233	34.949	206	29.721	246	251	
16	0	1:36.873	32.384	231	35.408	209	29.081	246	250	36	0	1:36.719	32.657	231	35.022	209	29.040	247	246	
17	0	1:36.377	32.473	231	35.043	209	28.861	247	247	37	0	1:36.657	32.444	233	35.095	210	29.118	247	243	
18	0	1:36.270	32.320	231	34.816	208	29.134	247	248	38	0	1:36.436	32.455	233	35.054	210	28.927	247	251	
19	0	1:39.907	32.371	231	34.831	210	32.705	248	248	39	0	1:36.423	32.482	231	34.941	210	29.000	248	248	
20	0	2:12.239	1:07.740	213	35.272	209	29.227	245												
69		Thierry Vermeulen								EMIL FREY RACING							theoretical best time: 1:35.469			
1	1	1:49.129	41.318	169	36.935	206	30.876	245	206	14	1	1:36.522	32.548	228	34.995	206	28.979	244	247	
2	1	1:38.794	34.086	226	35.312	206	29.396	244	236	15	1	1:36.251	32.518	227	34.693	205	29.040	243	246	
3	1	1:36.741	32.961	227	34.606	205	29.174	243	244	16	1	1:36.669	32.621	228	35.036	204	29.012	242	244	
4	1	1:36.265	32.763	228	34.459	205	29.043	243	245	17	1	1:41.013	32.585	228	34.868	205	33.560		244	
5	1	1:36.156	32.644	228	34.435	205	29.077	243	243	18	1	2:12.240	1:07.288	212	35.611	201	29.341	239		
6	1	1:36.271	32.661	228	34.518	205	29.092	242	244	19	1	1:38.059	34.316	219	34.649	205	29.094	242	221	
7	1	1:36.045	32.440	228	34.621	206	28.984	243	245	20	1	1:37.962	32.952	226	35.968	205	29.042	245	238	
8	1	1:36.125	32.419	228	34.732	206	28.974	244	251	21	1	1:36.854	33.513	221	34.499	205	28.842	244	240	
9	1	1:36.011	32.377	228	34.644	206	28.990	244	247	22	1	1:35.944	32.576	227	34.378	205	28.990	244	225	
10	1	1:36.233	32.429	228	34.805	205	28.999	243	249	23	1	1:35.811	32.561	228	34.250	206	29.000	244	232	
11	1	1:36.692	32.548	229	34.950	205	29.194	243	251	24	1	1:42.262	33.505	175	39.441	204	29.316	242	243	
12	1	1:37.059	32.969	228	35.023	206	29.067	244	242	25	1	1:45.728	33.306	218	35.761	204	36.661		244	
13	1	1:36.414	32.488	228	34.912	206	29.014	244	251											
75		Laurin Heinrich								Team75 Motorsport							theoretical best time: 1:41.278			
1	0	1:47.590	40.388	174	36.318	208	30.884	242	203	2	0	1:57.532	34.076	215	40.715	173	42.741		222	



Sector List

Lap Id	Time	SE1	SP1	SE2	SP2	SE3	SP3	TSP	Lap Id	Time	SE1	SP1	SE2	SP2	SE3	SP3	TSP						
83		Patric Niederhauser								Tresor Orange 1							theoretical best time: 1:34.774						
1	0	1:43.865	38.497	204	35.711	211	29.657	246	190	21	0	1:35.265	32.284	230	34.244	209	28.737	248	246				
2	0	1:37.118	32.866	230	34.935	210	29.317	247	241	22	0	1:35.051	32.078	230	34.338	209	28.635	247	248				
3	0	1:36.920	32.745	229	34.767	209	29.408	246	237	23	0	1:35.083	32.214	231	34.197	210	28.672	249	248				
4	0	1:36.506	32.560	231	34.805	210	29.141	248	245	24	0	1:35.070	32.093	231	34.278	210	28.699	249	250				
5	0	1:40.920	32.297	230	34.602	208	34.021	248	247	25	0	1:35.605	32.140	231	34.650	211	28.815	246	251				
6	0	1:36.403	32.745	230	34.701	209	28.957	247	240	26	0	1:35.712	31.942	231	34.539	212	29.231	249	253				
7	0	1:35.990	32.364	232	34.661	210	28.965	249	237	27	0	1:36.215	32.454	230	34.930	210	28.831	250	250				
8	0	1:36.205	32.335	231	34.910	209	28.960	248	238	28	0	1:37.059	32.283	232	35.101	210	29.675	244	251				
9	0	1:36.183	32.229	232	34.909	210	29.045	250	242	29	0	1:35.726	32.201	232	34.581	211	28.944	249	246				
10	0	1:37.035	32.366	231	34.992	208	29.677	247	237	30	0	1:35.667	32.075	232	34.658	210	28.934	250	249				
11	0	1:36.535	32.606	230	34.803	209	29.126	247	246	31	0	1:35.979	32.080	231	34.829	210	29.070	248	251				
12	0	1:36.839	32.429	222	35.160	209	29.250	249	244	32	0	1:36.745	32.875	229	34.786	210	29.084	250	251				
13	0	1:36.468	32.278	232	35.056	208	29.134	248	247	33	0	1:36.171	32.240	231	34.918	210	29.013	249	249				
14	0	1:40.037	32.239	233	34.789	208	33.009		247	34	0	1:35.913	32.188	232	34.938	209	28.787	249	246				
15	0	2:12.772	1:07.831	206	35.660	207	29.281	242		35	0	1:36.001	32.206	232	34.672	209	29.123	249	251				
16	0	1:35.991	32.458	227	34.521	208	29.012	250	243	36	0	1:35.552	32.139	231	34.493	210	28.920	248	244				
17	0	1:35.833	32.433	227	34.585	210	28.815	249	246	37	0	1:36.355	32.185	231	34.919	212	29.251	250	250				
18	0	1:35.580	32.685	224	34.245	209	28.650	249	244	38	0	1:36.754	32.412	233	35.366	211	28.976	247	242				
19	0	1:35.709	32.168	231	34.698	210	28.843	248	255	39	0	1:36.514	32.694	230	34.763	211	29.057	249	243				
20	0	1:41.613	32.248	231	34.584	210	34.781	245	243														

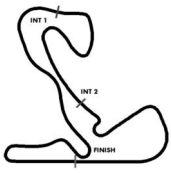
Lap Id	Time	SE1	SP1	SE2	SP2	SE3	SP3	TSP	Lap Id	Time	SE1	SP1	SE2	SP2	SE3	SP3	TSP						
84		Jusuf Owega								Mercedes-AMG Team BWT							theoretical best time: 1:35.356						
1	1	1:42.607	37.746	222	35.376	209	29.485	247	191	21	1	1:37.026	33.280	232	34.786	210	28.960	249	237				
2	1	1:36.985	32.659	231	35.038	210	29.288	247	236	22	1	1:35.514	32.364	232	34.448	210	28.702	249	249				
3	1	1:36.789	32.824	229	34.692	208	29.273	248	240	23	1	1:35.883	32.383	232	34.557	210	28.943	249	250				
4	1	1:36.338	32.449	231	34.763	210	29.126	248	250	24	1	1:35.588	32.216	233	34.527	210	28.845	249	248				
5	1	1:35.772	32.408	231	34.438	210	28.926	249	251	25	1	1:35.761	32.315	233	34.658	210	28.788	249	248				
6	1	1:35.822	32.395	231	34.605	209	28.822	247	246	26	1	1:35.962	32.345	233	34.633	210	28.984	249	251				
7	1	1:35.598	32.234	231	34.477	210	28.887	247	250	27	1	1:35.729	32.294	233	34.643	210	28.792	249	248				
8	1	1:35.934	32.350	231	34.534	209	29.050	247	246	28	1	1:36.480	32.347	232	34.882	210	29.251	247	249				
9	1	1:35.784	32.400	232	34.526	210	28.858	247	247	29	1	1:36.209	32.632	233	34.624	210	28.953	248	250				
10	1	1:35.713	32.352	232	34.536	209	28.825	247	244	30	1	1:36.061	32.394	233	34.784	210	28.883	249	247				
11	1	1:36.124	32.277	232	34.761	210	29.086	247	245	31	1	1:36.022	32.276	232	34.842	210	28.904	248	249				
12	1	1:36.458	32.620	232	34.852	209	28.986	247	248	32	1	1:36.020	32.407	232	34.731	210	28.882	249	249				
13	1	1:36.395	32.446	233	35.034	209	28.915	247	249	33	1	1:36.251	32.415	233	34.892	210	28.944	249	244				
14	1	1:40.315	32.368	229	34.935	210	33.012		243	34	1	1:36.335	32.400	234	34.990	210	28.945	249	248				
15	1	2:12.381	1:07.173	202	35.887	206	29.321	244		35	1	1:36.472	32.373	232	35.110	210	28.989	249	250				
16	1	1:37.056	32.656	215	35.167	209	29.233	247	239	36	1	1:36.410	32.462	233	34.999	210	28.949	249	246				
17	1	1:35.927	32.416	231	34.629	209	28.882	249	245	37	1	1:36.281	32.314	233	34.968	209	28.999	249	247				
18	1	1:38.086	32.796	217	35.350	209	29.940	250	244	38	1	1:36.419	32.458	233	35.033	210	28.928	249	246				
19	1	1:36.669	33.252	229	34.540	210	28.877	248	245	39	1	1:36.401	32.345	233	35.124	210	28.932	248	244				
20	1	1:35.660	32.307	232	34.599	210	28.754	249	250														



Sector List

Lap Id	Time	SE1	SP1	SE2	SP2	SE3	SP3	TSP	Lap Id	Time	SE1	SP1	SE2	SP2	SE3	SP3	TSP						
90		Dennis Olsen								Manthey EMA							theoretical best time: 1:35.224						
1	0	1:47.696	40.663	169	36.486	208	30.547	242	202	21	0	1:35.832	32.292	227	34.663	208	28.877	246	252				
2	0	1:39.053	34.806	213	34.893	208	29.354	245	221	22	0	1:35.414	32.183	231	34.334	208	28.897	246	251				
3	0	1:35.966	32.550	227	34.406	207	29.010	245	245	23	0	1:35.425	32.148	231	34.404	209	28.873	246	253				
4	0	1:36.173	32.578	230	34.441	208	29.154	245	251	24	0	1:35.481	32.106	232	34.435	209	28.940	248	251				
5	0	1:36.313	32.355	232	34.652	208	29.306	246	250	25	0	1:35.811	32.142	232	34.680	208	28.989	247	253				
6	0	1:36.189	32.637	230	34.509	207	29.043	245	249	26	0	1:38.074	32.230	233	35.907	205	29.937	245	251				
7	0	1:36.026	32.432	231	34.571	208	29.023	246	246	27	0	1:36.064	32.295	231	34.920	208	28.849	246	251				
8	0	1:36.147	32.429	231	34.586	208	29.132	247	244	28	0	1:35.519	32.235	231	34.446	208	28.838	245	250				
9	0	1:36.320	32.409	231	34.878	207	29.033	247	251	29	0	1:35.773	32.236	230	34.753	208	28.784	245	252				
10	0	1:36.040	32.207	231	34.780	208	29.053	246	253	30	0	1:35.556	32.127	232	34.590	208	28.839	246	249				
11	0	1:36.149	32.265	232	34.662	208	29.222	245	249	31	0	1:35.738	32.263	232	34.583	209	28.892	247	254				
12	0	1:37.365	32.650	225	35.168	208	29.547	245	250	32	0	1:36.365	32.271	228	35.104	208	28.990	247	249				
13	0	1:40.059	32.388	230	34.863	208	32.808		251	33	0	1:36.198	32.186	233	34.893	209	29.119	247	253				
14	0	2:10.193	1:05.711	211	35.355	206	29.127	242		34	0	1:36.319	32.382	228	35.028	209	28.909	249	252				
15	0	1:37.268	32.739	206	35.576	208	28.953	243	245	35	0	1:36.210	32.320	232	34.920	209	28.970	247	252				
16	0	1:37.119	32.599	229	34.973	208	29.547	246	250	36	0	1:36.923	32.270	231	35.259	208	29.394	243	255				
17	0	1:36.467	32.598	230	34.796	208	29.073	246	247	37	0	1:36.270	32.561	228	34.851	209	28.858	247	246				
18	0	1:35.616	32.270	225	34.541	208	28.805	246	251	38	0	1:36.079	32.166	233	34.888	209	29.025	247	255				
19	0	1:35.933	32.398	207	34.681	208	28.854	245	249	39	0	1:37.245	32.421	216	35.443	209	29.381	246	255				
20	0	1:36.037	32.341	228	34.782	208	28.914	246	252														

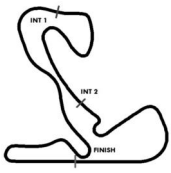
91		Thomas Preining								Manthey EMA							theoretical best time: 1:34.733						
1	1	1:44.508	39.034	207	35.820	205	29.654	246	203	21	1	1:35.237	32.239	231	34.306	208	28.692	246	251				
2	1	1:37.162	32.897	223	34.899	208	29.366	249	222	22	1	1:35.058	32.205	231	34.183	208	28.670	246	251				
3	1	1:37.550	33.106	231	34.803	209	29.641	246	236	23	1	1:35.246	32.149	231	34.404	206	28.693	246	252				
4	1	1:36.452	32.241	229	35.149	208	29.062	247	244	24	1	1:34.803	32.039	232	34.253	208	28.511	246	254				
5	1	1:36.231	32.289	232	34.627	208	29.315	246	243	25	1	1:35.356	32.340	232	34.344	207	28.672	246	252				
6	1	1:35.761	32.293	232	34.429	209	29.039	247	248	26	1	1:35.118	32.096	232	34.376	208	28.646	247	252				
7	1	1:36.214	32.309	232	34.794	205	29.111	247	249	27	1	1:35.241	32.110	232	34.407	207	28.724	246	253				
8	1	1:35.942	32.325	231	34.704	209	28.913	247	247	28	1	1:35.398	32.105	232	34.500	208	28.793	246	254				
9	1	1:35.888	32.299	232	34.659	208	28.930	247	247	29	1	1:35.442	32.226	232	34.457	208	28.759	246	253				
10	1	1:35.797	32.226	232	34.627	208	28.944	247	252	30	1	1:35.521	32.097	233	34.608	208	28.816	247	252				
11	1	1:36.800	32.312	231	34.816	208	29.672	244	251	31	1	1:35.847	32.300	232	34.659	208	28.888	246	252				
12	1	1:36.342	32.564	231	34.775	207	29.003	247	239	32	1	1:35.659	32.156	232	34.653	208	28.850	247	254				
13	1	1:36.171	32.318	232	34.753	208	29.100	246	250	33	1	1:35.675	32.283	232	34.693	208	28.699	247	252				
14	1	1:36.366	32.291	232	34.754	208	29.321	245	253	34	1	1:35.760	32.221	232	34.695	208	28.844	247	254				
15	1	1:39.056	32.274	231	34.583	207	32.199		250	35	1	1:35.930	32.289	232	34.826	209	28.815	247	251				
16	1	2:09.269	1:05.006	215	35.344	205	28.919	242		36	1	1:35.768	32.250	233	34.806	208	28.712	247	253				
17	1	1:36.017	32.397	225	34.725	204	28.895	246	246	37	1	1:35.928	32.278	232	34.799	208	28.851	248	250				
18	1	1:37.073	33.076	218	35.224	207	28.773	245	241	38	1	1:35.986	32.373	232	34.830	208	28.783	248	252				
19	1	1:35.166	32.276	230	34.188	207	28.702	245	247	39	1	1:36.044	32.221	233	34.923	208	28.900	247	254				
20	1	1:35.041	32.153	231	34.342	207	28.546	246	250														



Sector List

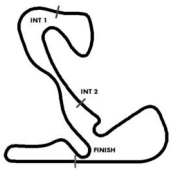
Lap Id	Time	SE1	SP1	SE2	SP2	SE3	SP3	TSP	Lap Id	Time	SE1	SP1	SE2	SP2	SE3	SP3	TSP		
92		Mirko Bortolotti								SSR Performance							theoretical best time: 1:34.841		
1	0	1:42.308	37.498	213	35.234	208	29.576	245	203	21	0	1:35.258	32.268	230	34.314	210	28.676	249	254
2	0	1:36.946	32.716	225	34.837	208	29.393	246	250	22	0	1:35.110	32.170	231	34.247	210	28.693	249	251
3	0	1:36.632	32.711	229	34.597	209	29.324	247	244	23	0	1:35.228	32.253	231	34.320	210	28.655	249	248
4	0	1:35.963	32.413	229	34.424	208	29.126	247	250	24	0	1:35.052	32.125	231	34.352	210	28.575	249	250
5	0	1:35.775	32.385	230	34.462	208	28.928	247	244	25	0	1:35.200	32.091	230	34.421	209	28.688	248	253
6	0	1:35.389	32.330	230	34.327	208	28.732	247	242	26	0	1:35.387	32.285	232	34.505	210	28.597	249	251
7	0	1:35.324	32.304	231	34.204	210	28.816	247	246	27	0	1:35.382	32.158	231	34.525	210	28.699	249	252
8	0	1:35.413	32.353	230	34.344	208	28.716	248	245	28	0	1:35.584	32.268	231	34.552	210	28.764	248	254
9	0	1:35.637	32.396	230	34.410	210	28.831	247	243	29	0	1:35.453	32.203	231	34.474	210	28.776	249	250
10	0	1:35.633	32.328	230	34.495	210	28.810	248	248	30	0	1:35.631	32.178	232	34.697	210	28.756	250	254
11	0	1:36.080	32.306	229	34.621	208	29.153	246	250	31	0	1:35.904	32.395	232	34.778	210	28.731	249	247
12	0	1:35.997	32.252	230	34.765	210	28.980	247	252	32	0	1:35.547	32.198	231	34.643	211	28.706	249	252
13	0	1:35.825	32.371	230	34.720	209	28.734	248	252	33	0	1:35.658	32.231	232	34.786	211	28.641	249	252
14	0	1:36.020	32.290	231	34.819	209	28.911	249	252	34	0	1:35.695	32.229	232	34.691	210	28.775	249	250
15	0	1:39.467	32.456	231	34.781	210	32.230		250	35	0	1:35.758	32.281	232	34.837	210	28.640	250	250
16	0	2:11.290	1:06.725	208	35.399	208	29.166	246		36	0	1:35.873	32.345	231	34.826	210	28.702	249	250
17	0	1:37.308	33.149	204	35.511	208	28.648	247	244	37	0	1:35.758	32.194	233	34.781	211	28.783	250	251
18	0	1:35.294	32.231	231	34.175	209	28.888	246	251	38	0	1:35.699	32.190	232	34.858	211	28.651	250	253
19	0	1:36.151	33.052	228	34.374	209	28.725	249	244	39	0	1:36.257	32.314	232	34.957	210	28.986	248	246
20	0	1:35.435	32.327	230	34.422	210	28.686	249	248										

Lap Id	Time	SE1	SP1	SE2	SP2	SE3	SP3	TSP	Lap Id	Time	SE1	SP1	SE2	SP2	SE3	SP3	TSP		
94		Franck Perera								SSR Performance							theoretical best time: 1:34.716		
1	0	1:41.455	37.045	214	35.064	207	29.346	246	203	21	0	1:34.804	32.060	230	34.182	209	28.562	247	252
2	0	1:37.030	32.744	225	34.993	209	29.293	246	247	22	0	1:35.389	32.009	231	34.560	208	28.820	248	252
3	0	1:36.438	32.650	229	34.616	209	29.172	246	248	23	0	1:34.875	32.100	231	34.181	210	28.594	248	252
4	0	1:35.877	32.372	224	34.422	208	29.083	246	247	24	0	1:34.923	32.013	231	34.312	209	28.598	247	255
5	0	1:35.664	32.528	227	34.317	209	28.819	247	246	25	0	1:35.193	31.973	231	34.462	210	28.758	247	254
6	0	1:35.273	32.118	229	34.266	208	28.889	246	252	26	0	1:35.021	32.017	231	34.336	209	28.668	248	254
7	0	1:35.311	32.181	230	34.362	209	28.768	247	251	27	0	1:35.249	32.150	229	34.360	210	28.739	247	252
8	0	1:35.314	32.138	230	34.427	209	28.749	247	252	28	0	1:36.063	32.152	226	34.692	208	29.219	246	254
9	0	1:35.635	32.161	229	34.536	209	28.938	246	251	29	0	1:35.483	32.143	229	34.556	209	28.784	247	251
10	0	1:35.588	32.141	230	34.642	208	28.805	247	252	30	0	1:35.378	32.118	231	34.519	209	28.741	247	249
11	0	1:35.765	32.221	230	34.616	208	28.928	247	251	31	0	1:35.494	32.118	231	34.614	210	28.762	247	248
12	0	1:36.017	32.268	229	34.725	209	29.024	247	249	32	0	1:35.721	32.184	229	34.731	210	28.806	247	245
13	0	1:36.150	32.276	230	34.872	208	29.002	247	250	33	0	1:35.965	32.414	230	34.737	210	28.814	248	242
14	0	1:36.193	32.322	229	34.979	208	28.892	247	254	34	0	1:36.160	32.130	231	35.138	208	28.892	248	250
15	0	1:36.159	32.217	230	34.883	208	29.059	247	252	35	0	1:35.573	32.163	231	34.692	210	28.718	248	247
16	0	1:36.465	32.299	230	35.033	208	29.133	247	251	36	0	1:35.919	32.209	231	34.765	208	28.945	248	250
17	0	1:40.246	32.284	231	35.017	209	32.945		255	37	0	1:35.877	32.152	232	34.976	210	28.749	248	251
18	0	2:11.420	1:06.696	213	35.496	208	29.228	244		38	0	1:35.729	32.054	231	34.897	210	28.778	247	252
19	0	1:35.925	32.749	225	34.431	208	28.745	247	241	39	0	1:36.363	32.236	231	35.108	209	29.019	245	254
20	0	1:35.051	32.079	230	34.346	209	28.626	247	250										

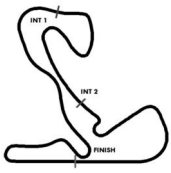


Sector List

Lap Id	Time	SE1	SP1	SE2	SP2	SE3	SP3	TSP	Lap Id	Time	SE1	SP1	SE2	SP2	SE3	SP3	TSP		
99		Christian Engelhart								Toksport WRT							theoretical best time: 1:34.930		
1	0	1:48.592	40.958	167	36.941	204	30.693	246	206	21	0	2:22.879	1:17.829	208	35.639	205	29.411	242	
2	0	1:38.768	34.180	223	35.146	206	29.442	245	234	22	0	1:36.856	32.866	228	34.876	206	29.114	243	244
3	0	1:36.313	32.790	229	34.406	206	29.117	245	244	23	0	1:36.088	32.702	229	34.472	206	28.914	244	248
4	0	1:36.084	32.720	229	34.336	206	29.028	246	246	24	0	1:36.187	32.700	228	34.651	206	28.836	244	242
5	0	1:36.070	32.710	230	34.333	206	29.027	246	241	25	0	1:35.008	32.467	229	33.938	206	28.603	245	246
6	0	1:36.613	32.805	230	34.462	207	29.346	245	246	26	0	1:35.672	32.418	230	34.369	207	28.885	245	250
7	0	1:35.673	32.498	229	34.309	208	28.866	247	251	27	0	1:35.926	32.574	230	34.486	206	28.866	244	244
8	0	1:36.238	32.678	229	34.534	207	29.026	247	246	28	0	1:35.373	32.453	230	34.178	206	28.742	245	247
9	0	1:36.297	32.477	231	34.817	208	29.003	246	250	29	0	1:42.799	32.716	229	35.356	206	34.727	242	246
10	0	1:36.349	32.722	230	34.598	206	29.029	244	245	30	0	1:38.173	33.672	227	35.309	206	29.192	244	247
11	0	1:36.304	32.547	230	34.606	206	29.151	245	253	31	0	1:36.065	32.690	229	34.675	206	28.700	245	241
12	0	1:36.621	32.666	232	34.874	206	29.081	247	250	32	0	1:37.260	33.067	229	35.157	206	29.036	245	241
13	0	1:36.437	32.709	230	34.829	207	28.899	246	246	33	0	1:36.766	32.494	230	35.370	206	28.902	244	243
14	0	1:36.130	32.577	230	34.644	207	28.909	246	252	34	0	1:37.278	32.433	230	35.748	206	29.097	244	247
15	0	1:36.014	32.462	229	34.580	206	28.972	245	252	35	0	1:36.960	32.744	229	35.319	206	28.897	245	250
16	0	1:36.154	32.592	230	34.581	206	28.981	245	250	36	0	1:35.448	32.389	230	34.380	206	28.679	245	248
17	0	1:36.004	32.564	230	34.555	206	28.885	245	248	37	0	1:35.682	32.397	230	34.396	207	28.889	241	247
18	0	1:36.093	32.465	230	34.544	206	29.084	244	251	38	0	1:39.920	33.622	220	36.447	204	29.851	242	247
19	0	1:36.221	32.771	230	34.657	206	28.793	244	249	39	0	1:40.948	33.944	217	36.498	202	30.506	242	241
20	0	1:39.838	32.581	230	34.668	206	32.589	248											

**Top speed list
Provisional**

#	Name (NAT)	Team	Car name	Speed	Lap	Race time
8	Luca Engstler	LIQUI MOLY Team Engstler (DEU)	Audi R8 LMS GT3 EVO II	257.75	19	29:45.654
83	Patric Niederhauser	Tresor Orange 1	Audi R8 LMS GT3 EVO II	255.92	19	29:50.348
24	Ayhancan Güven	Team75 Motorsport	Porsche 911 GT3 R	255.92	20	31:21.677
94	Franck Perera	SSR Performance (DEU)	Lamborghini Huracan GT3 EVO 2	255.92	24	37:31.200
90	Dennis Olsen	Manthey EMA (DEU)	Porsche 911 GT3 R	255.92	36	57:01.062
91	Thomas Preining	Manthey EMA (DEU)	Porsche 911 GT3 R	254.71	28	43:58.037
92	Mirko Bortolotti	SSR Performance (DEU)	Lamborghini Huracan GT3 EVO 2	254.71	30	47:04.685
9	Tim Heinemann	Toksport WRT (DEU)	Porsche 911 GT3 R	254.11	22	34:35.867
63	Clemens Schmid	GRT Grasser-Racing-Team (AUT)	Lamborghini Huracan GT3 EVO 2	253.52	8	11:33.615
99	Christian Engelhart	Toksport WRT (DEU)	Porsche 911 GT3 R	253.52	11	16:20.185
19	Mick Wishofer	GRT Grasser-Racing-Team (AUT)	Lamborghini Huracan GT3 EVO 2	253.52	28	44:17.622
11	Marco Wittmann	Project 1 (DEU)	BMW M4 GT3	252.92	6	8:07.846
36	Arjun Maini	Mercedes-AMG Team HRT (DEU)	Mercedes-AMG GT3	252.92	20	31:23.862
33	Dries Vanthoor	Schubert Motorsport (DEU)	BMW M4 GT3	252.92	28	44:04.660
84	Jusuf Owega	Mercedes-AMG Team BWT (DEU)	Mercedes-AMG GT3	251.74	26	40:55.345
69	Thierry Vermeulen	EMIL FREY RACING (CHE)	Ferrari 296 GT3	251.16	8	11:32.612
40	Mattia Drudi	Tresor Orange 1	Audi R8 LMS GT3 EVO II	251.16	19	29:51.138
22	Lucas Auer	Mercedes-AMG Team WINWARD (DEU)	Mercedes-AMG GT3	251.16	20	31:13.045
7	Ricardo Feller	ABT Sportsline (DEU)	Audi R8 LMS GT3 EVO II	251.16	38	1:00:13.691
1	Sheldon van der Linde	Schubert Motorsport (DEU)	BMW M4 GT3	250.58	14	20:53.369
48	Maro Engel	Mercedes-AMG Team MANN-FILTER (DEU)	Mercedes-AMG GT3	250.58	15	22:24.863
6	Alessio Deledda	SSR Performance (DEU)	Lamborghini Huracan GT3 EVO 2	250.00	37	1:00:01.840
14	Albert Costa Balboa	EMIL FREY RACING (CHE)	Ferrari 296 GT3	249.42	10	14:36.550
3	Kelvin van der Linde	ABT Sportsline (DEU)	Audi R8 LMS GT3 EVO II	247.70	12	17:51.039
4	Luca Stolz	Mercedes-AMG Team HRT (DEU)	Mercedes-AMG GT3	247.13	6	8:13.911
27	David Schumacher	Mercedes-AMG Team WINWARD (DEU)	Mercedes-AMG GT3	223.60	2	1:50.829
75	Laurin Heinrich	Team75 Motorsport	Porsche 911 GT3 R	222.22	2	1:50.884

**Pit Stops
Provisional**

Nr.	Driver	Man.	Nat.	Day time in	Time in	Lap in	Day time out	Time out	Stop Time	Reason	Net Time
75	Laurin Heinrich			13:36:32.861	3:43.111	2				Technical	
27	David Schumacher			13:38:42.294	5:52.544	2				Technical	
22	Lucas Auer			13:53:48.052	20:58.302	13	13:54:15.000	21:25.250	6.1		26.948
14	Albert Costa Balboa			13:53:49.912	21:00.162	13	13:54:17.408	21:27.658	6.4		27.496
4	Luca Stolz			13:53:50.699	21:00.949	13	13:54:17.897	21:28.147	8.4		27.198
3	Kelvin van der Linde			13:53:52.184	21:02.434	13	13:54:22.727	21:32.977	8.1		30.543
90	Dennis Olsen			13:53:57.247	21:07.497	13	13:54:24.655	21:34.905	8.0		27.408
84	Jusuf Owega			13:55:24.234	22:34.484	14	13:55:51.953	23:02.203	7.2		27.719
33	Dries Vanthoor			13:55:27.943	22:38.193	14	13:55:55.733	23:05.983	7.3		27.790
24	Ayhancan Güven			13:55:28.902	22:39.152	14	13:55:55.578	23:05.828	6.6		26.676
8	Luca Engstler			13:55:30.763	22:41.013	14	13:55:58.719	23:08.969	7.8		27.956
7	Ricardo Feller			13:55:32.007	22:42.257	14	13:56:00.451	23:10.701	8.2		28.444
83	Patric Niederhauser			13:55:34.759	22:45.009	14	13:56:03.283	23:13.533	7.7		28.524
92	Mirko Bortolotti			13:56:56.124	24:06.374	15	13:57:24.144	24:34.394	8.2		28.020
91	Thomas Preining			13:57:03.942	24:14.192	15	13:57:30.403	24:40.653	7.0		26.461
40	Mattia Drudi			13:57:05.459	24:15.709	15	13:57:37.930	24:48.180	9.9		32.471
36	Arjun Maini			13:57:09.377	24:19.627	15	13:57:35.952	24:46.202	8.1		26.575
11	Marco Wittmann			13:58:31.212	25:41.462	16	13:59:01.472	26:11.722	10.1		30.260
1	Sheldon van der Linde			14:00:07.582	27:17.832	17	14:00:34.354	27:44.604	6.6		26.772
94	Franck Perera			14:00:08.343	27:18.593	17	14:00:36.031	27:46.281	7.9		27.688
69	Thierry Vermeulen			14:00:26.071	27:36.321	17	14:00:53.686	28:03.936	6.2		27.615
19	Mick Wishofer			14:00:27.250	27:37.500	17	14:00:55.802	28:06.052	9.0		28.552
9	Tim Heinemann			14:01:56.346	29:06.596	18	14:02:25.374	29:35.624	9.4		29.028
48	Maro Engel			14:03:12.944	30:23.194	19	14:03:41.042	30:51.292	8.1		28.098
63	Clemens Schmid			14:03:38.799	30:49.049	19	14:04:07.282	31:17.532	8.8		28.483
99	Christian Engelhart			14:05:10.570	32:20.820	20	14:05:48.513	32:58.763	18.4		37.943
6	Alessio Deledda			14:06:01.778	33:12.028	20	14:06:28.795	33:39.045	7.0		27.017
69	Thierry Vermeulen			14:14:10.954	41:21.204	25				Technical	