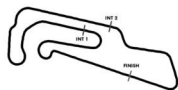


Lap Chart Provisional

Lap/Pl.	1	2	3	4	5	6	7	8	9	10	11	12	13	14	15	16	17	18	19	20	21	22	23	24	25	26	27
LAP 1	91	63	9	90	92	99	24	84	48	33	22	7	19	3	1	27	14	94	75	69	11	83	36	8	4	6	40
LAP 2	91	63	9	90	92	99	24	84	33	48	22	7	1	19	3	14	94	75	27	69	11	83	36	8	4	6	40
LAP 3	91	63	9	90	92	99	24	84	33	48	22	7	1	19	3	14	94	75	27	11	69	83	36	8	4	6	40
LAP 4	91	63	9	90	92	99	24	84	33	48	22	1	7	19	3	14	75	94	27	11	69	83	8	36	4	6	40
LAP 5	91	63	9	90	92	99	24	84	33	48	22	1	7	19	3	14	75	94	27	11	69	83	8	36	4	6	40
LAP 6	91	63	9	90	92	99	24	84	33	48	22	1	7	19	3	14	75	94	27	11	69	83	8	36	4	6	40
LAP 7	91	63	9	90	92	99	24	84	48	33	22	1	7	19	3	14	75	94	27	11	69	83	8	36	4	6	40
LAP 8	91	63	9	90	92	99	24	84	48	22	1	7	19	3	75	14	94	27	11	69	83	8	36	4	6	40	SC
LAP 9	91	63	9	90	92	99	24	84	48	22	1	7	19	3	75	14	94	27	11	69	83	8	36	4	6	40	SC
LAP 10	91	63	9	90	92	99	24	84	48	22	1	7	19	3	75	14	94	27	11	69	83	8	36	4	6	40	
LAP 11	91	63	9	90	92	99	24	84	48	22	1	7	19	3	75	14	94	27	11	69	83	8	36	4	6	40	SC
LAP 12	91	9	63	90	92	99	24	84	48	22	1	7	3	19	75	14	94	27	11	69	8	83	36	4	6	40	
LAP 13	91	9	63	90	92	99	24	84	48	22	1	19	75	3	94	11	69	83	4	6	40	.7	.14	.27	.8	.36	
LAP 14	91	9	63	90	92	99	84	48	22	1	19	75	3	94	11	69	4	6	40	.24	.83	7	27	36	14	8	
LAP 15	91	9	63	90	99	84	48	1	75	94	11	4	6	.92	.22	.19	.3	.69	.40	24	7	27	36	83	14	8'	
LAP 16	91	9	63	99	84	48	1	94	11	4	6	90	.75	92	7	24	22	3	19	27	69	36	83	14	8'	.40'	
LAP 17	91	9	63	99	84	48	1	4	6	.94	.11	90	92	7	24	22	3	75	27	36	69	14	83	8	.19'		
LAP 18	9	99	84	48	4	6	.91	63	.1	90	92	7	24	22	3	94	75	11	27	36	69	14	83	8			
LAP 19	99	84	48	4	6	.9	91	90	63	92	7	22	24	3	1	75	94	11	27	36	69	14	83	8			
LAP 20	99	84	4	6	.48	91	90	9	63	92	7	22	24	3	1	75	94	11	27	36	69	14	83	8			
LAP 21	84	4	6	.99	91	9	90	63	92	7	48	22	24	3	75	1	94	11	27	36	69	14	83	8			
LAP 22	84	4	.6	91	99	9	90	63	92	7	48	22	24	3	75	1	94	11	27	36	69	14	83	8			
LAP 23	4	.84	91	99	9	90	63	92	7	48	22	24	3	75	1	94	11	27	36	69	14	83	8	6			
LAP 24	4	91	99	9	90	63	92	7	84	48	22	24	75	1	94	11	27	36	69	14	83	8	6				
LAP 25	4	91	99	9	90	63	92	7	84	48	22	24	75	1	94	11	27	36	69	14	83	8	6				
LAP 26	.4	91	99	9	90	63	92	7	84	48	22	75	24	1	94	11	27	36	69	14	83	8	6				
LAP 27	91	99	9	90	63	92	7	84	48	22	75	24	1	94	11	27	36	69	14	83	8	6	SC				
LAP 28	91	99	9	90	63	92	7	84	48	22	75	24	1	94	11	27	36	69	14	83	8	6					
LAP 29	91	99	9	90	63	92	7	84	48	22	75	1	94	11	27	36	69	14	83	8	6	SC					
LAP 29	24																										
LAP 30	91	99	9	90	63	92	7	84	48	22	75	1	94	11	27	36	69	14	83	8	6						
LAP 31	91	99	9	90	63	92	7	84	48	22	75	1	94	27	36	69	14	83	8	6	11						
LAP 32	91	99	9	90	63	92	7	84	48	22	75	1	94	27	36	69	14	83	8	6	11						
LAP 33	91	99	9	90	63	92	7	84	48	75	22	1	94	27	36	69	14	83	8	11	6						
LAP 34	91	99	9	90	63	92	7	84	48	75	22	1	94	27	36	69	14	83	8	11	6						

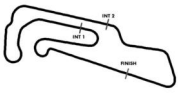


Lap Chart Provisional

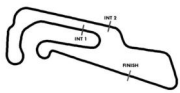
Lap/Pl.	1	2	3	4	5	6	7	8	9	10	11	12	13	14	15	16	17	18	19	20	21	22	23	24	25	26	27		
LAP 35	99	9	91	90	63	92	7	84	48	75	22	1	94	27	36	69	14	83	11	8	6								
LAP 36	99	9	91	90	63	92	7	84	48	75	22	1	94	27	36	69	14	83	11	6	.8								
LAP 37	99	9	91	90	63	92	7	84	48	75	22	1	94	27	36	69	14	83	11	6									
LAP 38	99	9	91	90	63	92	7	84	75	22	1	94	27	48	36	69	14	83	11	6									
LAP 39	99	9	91	90	63	92	7	84	75	22	1	94	27	48	36	69	14	11	83	6									
LAP 40	99	9	91	90	63	92	7	84	75	22	1	94	27	48	36	69	14	11	83	6									
LAP 41	99	9	91	90	63	92	7	84	75	22	1	94	27	48	36	69	14	11	83	6									

.- PIT STOP

' - LAP BEHIND

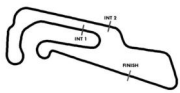
**Top speed list
Provisional**

#	Name (NAT)	Team	Car name	Speed	Lap	Race time
11	Marco Wittmann	Project 1 (DEU)	BMW M4 GT3	244.89	3	3:04.682
1	Sheldon van der Linde	Schubert Motorsport (DEU)	BMW M4 GT3	244.34	40	58:54.142
33	Rene Rast	Schubert Motorsport (DEU)	BMW M4 GT3	242.15	6	7:13.078
8	Luca Engstler	Liqui Moly Team Engstler (DEU)	Audi R8 LMS GT3 EVO II	241.61	27	39:52.885
7	Ricardo Feller	ABT Sportsline (DEU)	Audi R8 LMS GT3 EVO II	241.07	13	18:50.892
75	Laurin Heinrich	Team75 Motorsport	Porsche 911 GT3 R	241.07	41	1:00:13.449
94	Franck Perera	SSR Performance (DEU)	Lamborghini Huracan GT3 EVO 2	240.53	3	3:03.942
83	Patric Niederhauser	Tresor Orange 1	Audi R8 LMS GT3 EVO II	240.00	3	3:05.177
24	Ayhancan Güven	Team75 Motorsport	Porsche 911 GT3 R	240.00	13	18:48.479
3	Kelvin van der Linde	ABT Sportsline (DEU)	Audi R8 LMS GT3 EVO II	239.46	4	4:27.700
99	Christian Engelhart	Toksport WRT (DEU)	Porsche 911 GT3 R	238.93	13	18:48.055
40	Mattia Drudi	Tresor Orange 1	Audi R8 LMS GT3 EVO II	238.93	13	18:57.732
90	Dennis Olsen	Manthey EMA (DEU)	Porsche 911 GT3 R	238.93	27	39:30.581
6	Alessio Deledda	SSR Performance (DEU)	Lamborghini Huracan GT3 EVO 2	238.93	39	57:41.354
91	Thomas Preining	Manthey EMA (DEU)	Porsche 911 GT3 R	238.93	40	58:43.356
84	Jusuf Owega	Mercedes-AMG Team BWT (DEU)	Mercedes-AMG GT3	238.93	40	58:48.656
19	Mick Wishofer	GRT Grasser-Racing-Team (AUT)	Lamborghini Huracan GT3 EVO 2	238.41	13	18:51.641
9	Tim Heinemann	Toksport WRT (DEU)	Porsche 911 GT3 R	238.41	26	38:06.446
22	Lucas Auer	Mercedes-AMG Team WINWARD (DEU)	Mercedes-AMG GT3	238.41	27	39:37.102
92	Mirko Bortolotti	SSR Performance (DEU)	Lamborghini Huracan GT3 EVO 2	238.41	40	58:47.650
48	Maro Engel	Mercedes-AMG Team MANN-FILTER (DEU)	Mercedes-AMG GT3	238.41	40	58:56.204
69	Thierry Vermeulen	EMIL FREY RACING (CHE)	Ferrari 296 GT3	238.41	40	58:57.855
63	Clemens Schmid	GRT Grasser-Racing-Team (AUT)	Lamborghini Huracan GT3 EVO 2	237.36	13	18:46.676
27	David Schumacher	Mercedes-AMG Team WINWARD (DEU)	Mercedes-AMG GT3	237.36	13	18:53.454
36	Arjun Maini	Mercedes-AMG Team HRT (DEU)	Mercedes-AMG GT3	236.84	2	1:38.774
4	Luca Stolz	Mercedes-AMG Team HRT (DEU)	Mercedes-AMG GT3	236.84	13	18:56.620
14	Jack Aitken	EMIL FREY RACING (CHE)	Ferrari 296 GT3	236.84	39	57:33.636



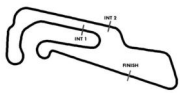
Sector List

Lap Id	Time	SE1	SP1	SE2	SP2	SE3	SP3	TSP	Lap Id	Time	SE1	SP1	SE2	SP2	SE3	SP3	TSP									
1 Sheldon van der Linde									🌐 Schubert Motorsport									theoretical best time: 1:23.644								
1	0	1:31.486	35.323	190	30.902	228	25.261	198	231	22	0	1:23.790	30.474	193	29.146	227	24.170	199	242							
2	0	1:25.529	30.941	191	29.793	225	24.795	197	241	23	0	1:23.745	30.444	194	29.031	228	24.270	199	241							
3	0	1:24.950	30.616	193	29.653	226	24.681	200	242	24	0	1:24.286	30.757	194	29.150	227	24.379	200	242							
4	0	1:24.967	31.430	191	29.207	227	24.330	197	236	25	0	1:23.914	30.539	194	29.167	227	24.208	200	242							
5	0	1:24.092	30.443	194	29.267	226	24.382	197	242	26	0	1:24.033	30.519	194	29.209	227	24.305	199	243							
6	0	1:24.153	30.586	194	29.199	226	24.368	197	242	27	0	1:25.937	30.468	193	30.379	215	25.090	197	243							
7	0	1:24.415	30.659	193	29.270	226	24.486	197	242	28	0	1:44.028	31.203	191	37.190	171	35.635	120	234							
8	0	1:25.329	30.830	192	29.377	218	25.122	197	242	29	0	1:57.333	44.247	116	41.730	115	31.356	198	184							
9	0	1:50.460	32.720	191	41.745	161	35.995	118	194	30	0	1:25.556	31.221	190	29.607	227	24.728	198	239							
10	0	2:04.858	43.483	131	46.384	160	34.991	130	197	31	0	1:24.730	30.744	192	29.529	226	24.457	199	242							
11	0	1:59.146	43.751	110	43.481	118	31.914	196	203	32	0	1:24.358	30.612	193	29.268	228	24.478	199	243							
12	0	1:26.310	31.471	191	29.949	227	24.890	198	240	33	0	1:24.416	30.669	192	29.316	227	24.431	198	242							
13	0	1:25.307	31.122	192	29.601	226	24.584	198	243	34	0	1:24.380	30.620	193	29.282	228	24.478	198	242							
14	0	1:25.022	30.771	193	29.428	227	24.823	197	243	35	0	1:24.523	30.721	193	29.288	227	24.514	199	242							
15	0	1:24.971	30.756	194	29.627	225	24.588	198	242	36	0	1:24.353	30.595	193	29.287	228	24.471	200	242							
16	0	1:24.564	30.671	195	29.429	225	24.464	198	242	37	0	1:24.426	30.601	192	29.407	227	24.418	199	243							
17	0	1:24.432	30.596	194	29.403	226	24.433	199	242	38	0	1:24.492	30.658	193	29.380	227	24.454	200	243							
18	0	1:46.014	30.540	194	29.289	227	46.185	50	242	39	0	1:24.399	30.605	193	29.382	227	24.412	199	243							
19	0	2:10.195	1:12.112	185	30.918	226	27.165	196		40	0	1:24.436	30.550	194	29.437	227	24.449	198	244							
20	0	1:25.794	31.457	192	29.880	227	24.457	199	240	41	0	1:24.623	30.701	193	29.392	227	24.530	198	244							
21	0	1:24.604	30.712	190	29.547	229	24.345	199	242																	
3 Kelvin van der Linde									🌐 ABT Sportsline									theoretical best time: 1:23.647								
1	0	1:31.383	34.908	189	30.860	222	25.615	194	213	13	0	1:26.147	31.423	178	30.084	223	24.640	196	238							
2	0	1:26.710	31.460	189	29.836	223	25.414	195	225	14	0	1:24.934	31.026	190	29.499	222	24.409	196	238							
3	0	1:24.673	30.727	191	29.418	223	24.528	196	237	15	0	1:46.557	30.731	191	29.523	222	46.303	49	238							
4	0	1:25.699	31.173	191	29.894	222	24.632	195	239	16	0	2:07.170	1:11.808	187	30.622	216	24.740	194								
5	0	1:24.451	30.632	190	29.492	222	24.327	195	238	17	0	1:24.943	30.899	191	29.659	222	24.385	196	236							
6	0	1:24.260	30.617	192	29.274	222	24.369	195	238	18	0	1:25.807	30.710	191	30.716	222	24.381	196	237							
7	0	1:24.206	30.594	191	29.253	222	24.359	194	238	19	0	1:23.862	30.539	191	28.997	224	24.326	195	237							
8	0	1:26.266	30.682	191	29.384	204	26.200	193	236	20	0	1:24.656	31.341	190	29.115	225	24.200	197	233							
9	0	1:49.429	31.893	189	41.964	116	35.572	104	213	21	0	1:23.852	30.550	190	29.093	225	24.209	197	238							
10	0	2:05.000	44.100	142	46.157	159	34.743	127	203	22	0	1:23.952	30.545	191	29.123	225	24.284	196	239							
11	0	1:58.093	43.520	105	43.402	133	31.171	196	183	23	0	1:23.915	30.450	191	29.065	225	24.400	196	238							
12	0	1:26.251	31.550	189	29.748	222	24.953	195	237	24			30.712	189	34.867	96			239							
4 Luca Stolz									🌐 Mercedes-AMG Team HRT									theoretical best time: 1:24.277								
1	0	1:34.476	36.474	187	32.464	220	25.538	193	222	14	0	1:24.857	30.945	188	29.506	219	24.406	192	235							
2	0	1:27.318	31.733	189	30.670	222	24.915	193	234	15	0	1:24.926	30.839	189	29.523	221	24.564	193	233							
3	0	1:26.055	31.317	188	29.740	221	24.998	193	236	16	0	1:24.920	30.800	190	29.642	219	24.478	192	233							
4	0	1:25.154	30.990	189	29.619	222	24.545	194	236	17	0	1:25.050	30.844	189	29.525	220	24.681	196	233							
5	0	1:25.114	30.864	188	29.604	221	24.646	192	234	18	0	1:24.497	30.808	189	29.317	221	24.372	194	233							
6	0	1:24.799	30.752	189	29.584	220	24.463	193	235	19	0	1:24.306	30.736	189	29.252	222	24.318	193	234							
7	0	1:24.834	30.889	189	29.464	222	24.481	193	235	20	0	1:24.542	30.881	187	29.372	222	24.289	193	233							
8	0	1:29.635	30.942	189	31.821	148	26.872	191	234	21	0	1:24.473	30.798	189	29.351	222	24.324	193	232							
9	0	1:47.051	32.336	185	38.980	138	35.735	111	210	22	0	1:24.626	30.868	189	29.319	222	24.439	192	233							
10	0	2:06.011	45.931	121	46.054	114	34.026	102	125	23	0	1:24.881	30.941	188	29.446	223	24.494	193	232							
11	0	1:54.261	44.398	101	41.849	122	28.014	190	144	24	0	1:25.465	31.165	187	29.791	222	24.509	193	233							
12	0	1:26.942	31.879	190	30.269	221	24.794	193	229	25	0	1:25.590	31.217	188	29.783	221	24.590	194	232							
13	0	1:25.753	31.165	187	29.942	221	24.646	194	236	26	0	1:48.544	31.169	188	29.957	221	47.418	49	234							



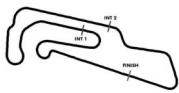
Sector List

Table with columns: Lap Id, Time, SE1, SP1, SE2, SP2, SE3, SP3, TSP, Lap Id, Time, SE1, SP1, SE2, SP2, SE3, SP3, TSP. It lists performance data for two drivers: Alessio Deledda (SSR Performance) and Ricardo Feller (ABT Sportsline), including lap times and sector times across 21 laps.



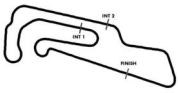
Sector List

Lap Id	Time	SE1	SP1	SE2	SP2	SE3	SP3	TSP	Lap Id	Time	SE1	SP1	SE2	SP2	SE3	SP3	TSP		
8		Luca Engstler							Liqui Moly Team Engstler							theoretical best time: 1:24.064			
1	0	1:33.982	36.730	186	31.763	223	25.489	195	227	19	0	1:24.469	30.740	187	29.452	222	24.277	194	234
2	0	1:27.382	32.122	185	30.370	223	24.890	193	234	20	0	1:24.240	30.722	191	29.249	223	24.269	193	238
3	0	1:25.950	31.188	186	29.593	222	25.169	193	240	21	0	1:24.593	30.731	189	29.458	222	24.404	193	237
4	0	1:24.526	30.832	187	29.316	219	24.378	193	240	22	0	1:25.096	30.872	188	29.410	223	24.814	193	237
5	0	1:24.961	30.797	187	29.562	220	24.602	192	234	23	0	1:25.021	31.079	186	29.451	223	24.491	196	237
6	0	1:24.684	30.965	186	29.370	221	24.349	193	237	24	0	1:25.017	31.089	189	29.408	221	24.520	193	234
7	0	1:24.894	30.927	189	29.717	222	24.250	193	237	25	0	1:24.776	30.975	187	29.443	221	24.358	196	233
8	0	1:29.756	30.967	188	31.575	159	27.214	184	234	26	0	1:24.779	30.758	191	29.477	221	24.544	194	238
9	0	1:46.961	32.052	185	39.307	132	35.602	105	224	27	0	1:32.293	33.170	158	33.292	209	25.831	191	241
10	0	2:05.419	45.566	103	45.842	142	34.011	86	151	28	0	1:32.686	31.952	183	30.243	219	30.491	111	234
11	0	1:54.987	44.520	115	41.976	116	28.491	194	153	29	0	1:55.407	44.735	130	42.077	172	28.595	194	123
12	0	1:26.096	31.212	184	29.766	222	25.118	193	237	30	0	1:26.163	31.238	191	30.141	219	24.784	194	240
13	0	1:47.138	31.101	189	30.053	220	45.984	50	238	31	0	1:25.170	30.874	189	29.669	220	24.627	194	237
14	0	2:14.554	1:19.147	185	30.615	214	24.792	191		32	0	1:24.927	30.856	189	29.512	221	24.559	194	237
15	0	1:25.431	31.525	187	29.552	219	24.354	192	234	33	0	1:24.971	30.885	188	29.537	222	24.549	193	234
16	0	1:24.323	30.872	188	29.237	220	24.214	193	236	34	0	1:25.153	30.965	188	29.479	222	24.709	193	235
17	0	1:24.400	30.613	189	29.355	222	24.432	195	236	35	0	1:26.057	31.704	191	29.561	219	24.792	191	235
18	0	1:24.491	30.787	189	29.436	222	24.268	190	234	36	0	2:04.478	37.621	127	37.057	162	49.800	50	234
9		Tim Heinemann							Toksport WRT							theoretical best time: 1:23.273			
1	0	1:26.782	32.809	188	29.500	222	24.473	195	219	22	0	1:23.449	30.514	188	28.828	224	24.107	196	235
2	0	1:24.882	30.685	189	29.905	218	24.292	194	237	23	0	1:24.323	30.557	188	29.211	225	24.555	195	236
3	0	1:23.851	30.558	188	29.129	222	24.164	195	235	24	0	1:24.427	30.863	190	29.216	224	24.348	196	237
4	0	1:23.833	30.493	189	29.109	222	24.231	194	236	25	0	1:23.823	30.718	188	28.900	224	24.205	197	237
5	0	1:23.586	30.464	189	28.957	222	24.165	194	236	26	0	1:23.657	30.450	190	28.924	223	24.283	194	238
6	0	1:23.624	30.438	189	29.053	221	24.133	194	236	27	0	1:25.700	30.408	189	29.645	216	25.647	194	236
7	0	1:23.531	30.443	189	29.040	221	24.048	194	236	28	0	1:48.082	31.859	188	39.706	147	36.517	160	228
8	0	1:24.432	30.406	189	28.929	222	25.097	192	235	29	0	2:01.096	43.084	132	44.565	111	33.447	196	145
9	0	1:53.590	32.253	137	45.113	167	36.224	157	234	30	0	1:24.741	30.954	188	29.437	222	24.350	197	237
10	0	2:04.505	43.976	147	44.930	164	35.599	168	175	31	0	1:23.738	30.551	189	28.959	224	24.228	197	238
11	0	2:03.340	43.914	124	45.781	92	33.645	196	163	32	0	1:23.500	30.460	190	28.946	224	24.094	196	238
12	0	1:24.844	31.134	189	29.422	221	24.288	195	237	33	0	1:23.582	30.413	189	28.949	224	24.220	195	237
13	0	1:24.275	30.759	189	29.216	221	24.300	196	237	34	0	1:23.901	30.450	190	29.048	223	24.403	192	236
14	0	1:23.995	30.576	189	29.195	221	24.224	194	237	35	0	1:23.638	30.489	189	29.002	223	24.147	195	234
15	0	1:24.139	30.662	190	29.235	221	24.242	195	236	36	0	1:23.726	30.426	190	29.133	224	24.167	197	236
16	0	1:24.405	30.722	190	29.392	222	24.291	195	237	37	0	1:23.737	30.469	189	29.157	224	24.111	196	237
17	0	1:25.409	30.693	189	30.387	222	24.329	195	237	38	0	1:23.520	30.416	189	28.914	224	24.190	196	237
18	0	1:24.243	30.612	190	29.192	224	24.439	196	237	39	0	1:23.504	30.397	190	28.949	223	24.158	196	237
19	0	1:45.547	30.651	189	29.283	224	45.613	50	236	40	0	1:23.623	30.450	190	29.023	223	24.150	196	237
20	0	2:08.295	1:11.354	184	30.759	221	26.182	190		41	0	1:23.674	30.454	189	29.036	223	24.184	196	237
21	0	1:24.378	31.138	187	29.117	223	24.123	195	232										



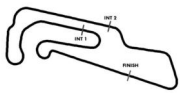
Sector List

Table with columns: Lap Id, Time, SE1, SP1, SE2, SP2, SE3, SP3, TSP, Lap Id, Time, SE1, SP1, SE2, SP2, SE3, SP3, TSP. It lists driver performance data for three drivers: Marco Wittmann (Project 1), Jack Aitken (EMIL FREY RACING), and Mick Wishofer (GRT Grasser-Racing-Team). Each driver's data is presented in two columns, with a theoretical best time indicated at the top of each section.



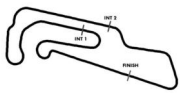
Sector List

Table with columns: Lap Id, Time, SE1, SP1, SE2, SP2, SE3, SP3, TSP, Lap Id, Time, SE1, SP1, SE2, SP2, SE3, SP3, TSP. It lists performance data for two drivers: Lucas Auer (Mercedes-AMG Team WINWARD) and Ayhançan Güven (Team75 Motorsport) across 22 laps.



Sector List

Table with columns: Lap Id, Time, SE1, SP1, SE2, SP2, SE3, SP3, TSP. Rows are grouped by driver: David Schumacher (Mercedes-AMG Team WINWARD), Rene Rast (Schubert Motorsport), and Arjun Maini (Mercedes-AMG Team HRT). Each row shows lap times and sector times for 21 laps.

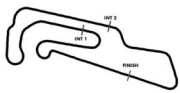


Sector List

Table for driver Mattia Drudi (Audi) with columns for Lap Id, Time, SE1, SP1, SE2, SP2, SE3, SP3, TSP, and theoretical best time: 1:24.755.

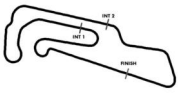
Table for driver Maro Engel (Mercedes-AMG) with columns for Lap Id, Time, SE1, SP1, SE2, SP2, SE3, SP3, TSP, and theoretical best time: 1:23.327.

Table for driver Clemens Schmid (GRT) with columns for Lap Id, Time, SE1, SP1, SE2, SP2, SE3, SP3, TSP, and theoretical best time: 1:23.097.



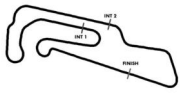
Sector List

Lap Id	Time	SE1	SP1	SE2	SP2	SE3	SP3	TSP	Lap Id	Time	SE1	SP1	SE2	SP2	SE3	SP3	TSP						
69		Thierry Vermeulen								EMIL FREY RACING							theoretical best time: 1:23.705						
1	1	1:33.211	36.093	182	31.703	222	25.415	192	221	22	1	1:24.313	30.797	189	29.198	225	24.318	195	236				
2	1	1:26.454	31.335	189	30.033	221	25.086	192	232	23	1	1:24.098	30.773	189	29.188	225	24.137	194	237				
3	1	1:26.347	31.893	188	29.857	220	24.597	192	234	24	1	1:24.125	30.703	190	29.208	223	24.214	195	236				
4	1	1:24.913	30.962	188	29.464	221	24.487	193	235	25	1	1:24.190	30.755	190	29.136	224	24.299	194	236				
5	1	1:25.251	31.026	188	29.612	221	24.613	193	235	26	1	1:24.094	30.702	189	29.196	223	24.196	194	236				
6	1	1:24.628	30.925	189	29.408	220	24.295	193	235	27	1	1:28.392	31.395	161	31.419	185	25.578	192	237				
7	1	1:24.448	30.922	190	29.266	222	24.260	193	234	28	1	1:40.867	31.393	189	36.211	137	33.263	118	235				
8	1	1:29.211	30.837	190	31.352	170	27.022	185	234	29	1	1:56.355	44.576	122	42.792	181	28.987	194	146				
9	1	1:46.650	32.019	189	38.995	133	35.636	103	228	30	1	1:26.028	31.783	186	29.808	223	24.437	195	234				
10	1	2:05.740	45.900	122	45.508	163	34.332	101	145	31	1	1:24.593	30.760	190	29.351	224	24.482	194	237				
11	1	1:56.033	44.393	109	42.768	104	28.872	193	177	32	1	1:24.679	30.837	188	29.432	224	24.410	195	237				
12	1	1:26.369	31.546	186	29.909	222	24.914	193	234	33	1	1:24.494	30.825	190	29.342	223	24.327	194	236				
13	1	1:25.842	31.125	189	30.070	221	24.647	193	236	34	1	1:24.302	30.735	190	29.362	224	24.205	194	236				
14	1	1:25.022	31.019	190	29.509	221	24.494	193	235	35	1	1:24.322	30.892	190	29.274	223	24.156	195	236				
15	1	1:46.336	30.880	190	29.444	222	46.012	49	235	36	1	1:24.363	30.762	191	29.302	224	24.299	195	236				
16	1	2:09.887	1:14.690	183	30.490	212	24.707	194		37	1	1:24.551	30.811	190	29.283	223	24.457	194	236				
17	1	1:26.905	31.780	183	30.552	219	24.573	193	234	38	1	1:24.814	30.911	190	29.554	223	24.349	194	237				
18	1	1:23.887	30.850	189	28.996	223	24.041	195	235	39	1	1:24.685	30.844	190	29.460	224	24.381	195	237				
19	1	1:24.085	30.683	190	29.186	223	24.216	195	236	40	1	1:24.697	30.821	190	29.588	223	24.288	194	238				
20	1	1:24.291	30.785	190	29.243	224	24.263	194	236	41	1	1:24.297	30.668	191	29.333	223	24.296	196	237				
21	1	1:24.134	30.813	189	29.061	225	24.260	194	235														
75		Laurin Heinrich								Team75 Motorsport							theoretical best time: 1:22.906						
1	0	1:32.793	36.013	186	31.536	224	25.244	195	230	22	0	1:22.987	30.261	191	28.783	226	23.943	197	238				
2	0	1:26.325	31.343	191	29.929	224	25.053	197	238	23	0	1:23.705	30.376	191	29.069	226	24.260	197	239				
3	0	1:25.336	31.360	189	29.391	225	24.585	197	227	24	0	1:24.430	30.660	191	29.725	219	24.045	198	240				
4	0	1:25.195	30.996	189	29.521	223	24.678	194	238	25	0	1:23.514	30.413	191	28.919	225	24.182	199	239				
5	0	1:24.226	30.636	190	29.252	224	24.338	196	238	26	0	1:23.029	30.180	192	28.901	224	23.948	198	240				
6	0	1:24.276	30.744	190	29.199	224	24.333	196	238	27	0	1:25.584	30.311	192	30.306	194	24.967	197	240				
7	0	1:24.285	30.625	192	29.217	225	24.443	196	240	28	0	1:46.411	31.175	188	38.810	163	36.426	133	238				
8	0	1:26.124	30.733	191	29.156	222	26.235	194	238	29	0	1:57.644	43.408	128	42.381	96	31.855	196	173				
9	0	1:49.133	31.477	189	42.031	129	35.625	106	236	30	0	1:25.476	31.324	189	29.634	225	24.518	197	240				
10	0	2:05.235	44.132	142	46.206	159	34.897	125	198	31	0	1:24.584	30.797	191	29.464	225	24.323	197	239				
11	0	1:57.577	43.531	127	42.998	134	31.048	197	173	32	0	1:24.283	30.666	191	29.303	225	24.314	198	240				
12	0	1:26.328	31.674	189	30.032	223	24.622	196	238	33	0	1:23.589	30.520	191	29.004	226	24.065	196	240				
13	0	1:25.245	31.058	190	29.730	222	24.457	196	239	34	0	1:23.957	30.410	191	29.110	225	24.437	196	238				
14	0	1:24.674	30.841	191	29.404	224	24.429	197	240	35	0	1:24.223	30.663	190	29.259	225	24.301	198	239				
15	0	1:24.913	31.089	191	29.396	224	24.428	196	238	36	0	1:24.007	30.649	191	29.182	225	24.176	197	240				
16	0	1:45.985	30.550	192	29.408	223	46.027	50	238	37	0	1:24.066	30.590	191	29.214	226	24.262	196	240				
17	0	2:10.379	1:14.315	185	31.180	220	24.884	196		38	0	1:23.838	30.595	190	29.133	225	24.110	198	240				
18	0	1:25.325	30.922	190	29.957	223	24.446	197	236	39	0	1:23.557	30.455	191	29.062	225	24.040	197	240				
19	0	1:24.208	30.930	191	29.173	225	24.105	198	238	40	0	1:23.950	30.539	192	29.230	224	24.181	197	240				
20	0	1:24.661	30.503	191	29.761	225	24.397	198	238	41	0	1:24.406	30.692	192	29.362	224	24.352	197	241				
21	0	1:23.490	30.497	188	29.005	225	23.988	197	240														



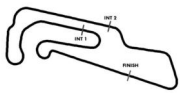
Sector List

Lap Id	Time	SE1	SP1	SE2	SP2	SE3	SP3	TSP	Lap Id	Time	SE1	SP1	SE2	SP2	SE3	SP3	TSP						
83		Patric Niederhauser								Tresor Orange 1							theoretical best time: 1:24.273						
1	0	1:33.382	36.104	186	31.950	222	25.328	194	214	22	0	1:25.164	30.813	188	29.492	222	24.859	194	236				
2	0	1:26.853	32.245	176	29.973	222	24.635	196	235	23	0	1:25.011	31.005	187	29.455	222	24.551	194	235				
3	0	1:25.984	31.588	188	29.746	223	24.650	195	240	24	0	1:24.977	31.009	188	29.354	223	24.614	194	236				
4	0	1:25.126	31.107	187	29.559	222	24.460	193	236	25	0	1:24.690	30.947	188	29.399	222	24.344	195	235				
5	0	1:25.073	30.908	187	29.574	222	24.591	193	236	26	0	1:24.885	30.739	188	29.568	221	24.578	194	236				
6	0	1:24.753	30.985	188	29.398	222	24.370	194	238	27	0	1:29.578	31.155	187	32.683	203	25.740	193	236				
7	0	1:24.817	31.021	188	29.488	221	24.308	193	237	28	0	1:35.064	32.404	187	30.746	180	31.914	124	235				
8	0	1:29.226	31.151	188	31.131	159	26.944	184	236	29	0	1:55.755	44.575	132	42.276	176	28.904	193	129				
9	0	1:47.234	32.350	185	38.963	126	35.921	109	218	30	0	1:25.878	31.275	187	29.976	222	24.627	195	237				
10	0	2:05.366	45.660	106	45.896	144	33.810	93	137	31	0	1:25.285	31.107	187	29.541	222	24.637	195	236				
11	0	1:55.324	44.737	107	41.977	110	28.610	194	162	32	0	1:24.979	30.956	188	29.455	222	24.568	194	237				
12	0	1:27.333	32.735	187	29.794	220	24.804	192	236	33	0	1:24.991	30.978	188	29.502	222	24.511	194	236				
13	0	1:25.324	31.019	187	29.744	221	24.561	194	236	34	0	1:25.129	31.028	188	29.586	222	24.515	194	236				
14	0	1:47.010	31.073	188	29.631	220	46.306	49	237	35	0	1:25.329	31.099	187	29.635	222	24.595	193	236				
15	0	2:09.864	1:13.225	185	30.791	218	25.848	190		36	0	1:25.233	31.263	189	29.467	222	24.503	194	236				
16	0	1:25.256	31.335	188	29.550	220	24.371	193	234	37	0	1:24.679	30.763	187	29.424	222	24.492	192	236				
17	0	1:26.472	31.648	188	29.799	222	25.025	193	235	38	0	1:24.897	30.825	188	29.554	221	24.518	194	236				
18	0	1:24.798	31.006	187	29.402	223	24.390	194	236	39	0	1:25.944	31.566	188	29.657	222	24.721	192	230				
19	0	1:24.717	30.871	186	29.505	222	24.341	194	236	40	0	1:25.123	30.919	188	29.602	220	24.602	193	237				
20	0	1:24.275	30.726	189	29.239	222	24.310	193	235	41	0	1:25.769	31.115	189	29.853	220	24.801	193	236				
21	0	1:24.706	30.812	187	29.427	222	24.467	193	235														
84		Jusuf Owega								Mercedes-AMG Team BWT							theoretical best time: 1:23.008						
1	1	1:28.992	33.800	187	30.321	221	24.871	194	219	22	1	1:24.332	30.818	190	29.180	223	24.334	193	236				
2	1	1:25.171	31.054	189	29.482	222	24.635	195	235	23	1	1:45.688	30.747	189	29.175	223	45.766	50	235				
3	1	1:24.721	30.944	188	29.325	222	24.452	194	237	24	1	2:08.193	1:13.317	184	30.422	220	24.454	196					
4	1	1:24.657	30.769	189	29.450	222	24.438	194	236	25	1	1:24.077	30.989	189	29.097	223	23.991	196	234				
5	1	1:24.182	30.623	189	29.223	221	24.336	194	236	26	1	1:23.161	30.499	190	28.834	223	23.828	196	237				
6	1	1:23.973	30.592	190	29.073	221	24.308	195	236	27	1	1:26.819	30.346	190	31.122	196	25.351	194	237				
7	1	1:24.075	30.768	190	29.083	221	24.224	194	237	28	1	1:46.791	31.726	188	38.562	142	36.503	143	228				
8	1	1:25.922	30.687	190	29.060	221	26.175	192	235	29	1	1:59.065	43.358	152	43.000	114	32.707	193	178				
9	1	1:50.615	32.519	187	42.685	152	35.411	156	193	30	1	1:25.005	31.212	188	29.346	223	24.447	197	235				
10	1	2:05.235	43.746	146	45.488	166	36.001	146	160	31	1	1:24.329	30.816	190	29.193	224	24.320	196	238				
11	1	2:00.543	43.599	106	44.592	105	32.352	194	189	32	1	1:24.047	30.591	190	29.239	223	24.217	196	237				
12	1	1:25.982	31.723	188	29.795	221	24.464	195	236	33	1	1:24.092	30.658	190	29.180	224	24.254	195	237				
13	1	1:24.885	30.965	189	29.496	220	24.424	195	237	34	1	1:24.418	30.739	190	29.328	224	24.351	195	236				
14	1	1:24.690	30.873	190	29.554	221	24.263	195	236	35	1	1:24.039	30.564	191	29.177	223	24.298	195	236				
15	1	1:24.442	30.667	191	29.426	221	24.349	194	236	36	1	1:23.930	30.602	191	29.139	223	24.189	195	237				
16	1	1:24.265	30.720	191	29.232	222	24.313	194	237	37	1	1:24.020	30.568	190	29.148	223	24.304	195	237				
17	1	1:24.138	30.779	191	29.200	221	24.159	195	236	38	1	1:23.920	30.578	190	29.135	224	24.207	196	237				
18	1	1:24.742	30.757	191	29.294	222	24.691	195	236	39	1	1:23.904	30.540	191	29.092	224	24.272	196	237				
19	1	1:24.166	30.733	190	29.196	223	24.237	195	236	40	1	1:24.498	30.796	191	29.329	223	24.373	195	238				
20	1	1:24.260	30.828	189	29.214	222	24.218	196	236	41	1	1:24.343	30.626	191	29.368	222	24.349	196	238				
21	1	1:24.239	30.717	190	29.187	223	24.335	195	236														



Sector List

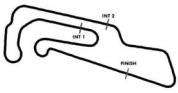
Table with columns: Lap Id, Time, SE1, SP1, SE2, SP2, SE3, SP3, TSP. Rows include driver names (Dennis Olsen, Thomas Preining) and team names (Manthey EMA) with their respective lap times and sector data.



Sector List

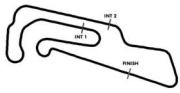
Table for driver Mirko Bortolotti (92) showing lap times and sector times (SE1-SP3) for laps 1-21. Includes a 'SSR Performance' section with theoretical best time: 1:23.378.

Table for driver Franck Perera (94) showing lap times and sector times (SE1-SP3) for laps 1-21. Includes a 'SSR Performance' section with theoretical best time: 1:23.560.



Sector List

Lap Id	Time	SE1	SP1	SE2	SP2	SE3	SP3	TSP	Lap Id	Time	SE1	SP1	SE2	SP2	SE3	SP3	TSP		
99		Christian Engelhart								Toksport WRT							theoretical best time: 1:23.261		
1	0	1:28.414	33.210	189	30.304	222	24.900	194	225	22	0	2:06.624	1:11.545	183	30.184	220	24.895	193	
2	0	1:25.113	30.880	188	29.481	222	24.752	195	236	23	0	1:24.763	30.963	188	29.288	222	24.512	195	234
3	0	1:24.570	30.840	188	29.385	222	24.345	194	237	24	0	1:24.447	30.836	189	29.192	222	24.419	196	235
4	0	1:24.363	30.878	188	29.081	223	24.404	193	236	25	0	1:23.706	30.524	189	28.927	222	24.255	197	235
5	0	1:23.858	30.499	189	29.075	222	24.284	194	236	26	0	1:23.310	30.365	190	28.819	223	24.126	196	236
6	0	1:24.147	30.517	189	29.291	222	24.339	195	236	27	0	1:26.079	30.528	189	29.577	218	25.974	194	237
7	0	1:24.101	30.668	190	29.089	221	24.344	195	237	28	0	1:47.895	31.878	185	39.545	146	36.472	161	234
8	0	1:25.431	30.476	190	29.050	223	25.905	189	236	29	0	2:01.233	43.123	128	44.623	110	33.487	195	165
9	0	1:50.452	31.683	187	43.080	150	35.689	159	233	30	0	1:24.558	30.983	189	29.230	221	24.345	194	236
10	0	2:05.100	43.772	137	45.427	159	35.901	152	193	31	0	1:23.773	30.588	189	29.004	222	24.181	194	235
11	0	2:01.490	43.962	100	44.980	107	32.548	195	164	32	0	1:23.550	30.367	189	28.944	222	24.239	195	235
12	0	1:26.072	31.524	189	29.882	221	24.666	196	236	33	0	1:23.398	30.395	188	28.871	223	24.132	193	235
13	0	1:24.849	30.826	189	29.411	222	24.612	195	238	34	0	1:23.636	30.459	188	28.987	221	24.190	194	234
14	0	1:24.728	30.737	190	29.510	221	24.481	193	237	35	0	1:23.572	30.418	188	29.077	221	24.077	195	234
15	0	1:24.266	30.616	190	29.249	222	24.401	194	236	36	0	1:23.680	30.605	189	28.896	222	24.179	194	235
16	0	1:23.906	30.446	189	29.123	221	24.337	193	235	37	0	1:23.595	30.445	189	28.992	222	24.158	194	235
17	0	1:23.968	30.482	190	29.144	221	24.342	194	235	38	0	1:23.485	30.419	190	28.830	222	24.236	194	235
18	0	1:23.884	30.401	190	29.126	223	24.357	195	236	39	0	1:23.496	30.496	190	28.854	222	24.146	194	235
19	0	1:23.893	30.468	188	29.143	224	24.282	195	237	40	0	1:23.701	30.500	190	28.974	221	24.227	195	236
20	0	1:23.780	30.504	188	29.081	223	24.195	196	236	41	0	1:23.934	30.541	189	29.231	220	24.162	195	236
21	0	1:45.235	30.522	189	29.088	224	45.625	50	237										

**Pit Stops
Provisional**

Nr.	Driver	Man.	Nat.	Day time in	Time in	Lap in	Day time out	Time out	Reason	Net Time
7	Ricardo Feller			13:52:50.525	20:28.661	13	13:53:25.932	21:04.068		35.407
14	Jack Aitken			13:52:52.598	20:30.734	13	13:53:31.421	21:09.557		38.823
27	David Schumacher			13:52:53.423	20:31.559	13	13:53:27.770	21:05.906		34.347
8	Luca Engstler			13:52:54.432	20:32.568	13	13:53:37.032	21:15.168		42.600
36	Arjun Maini			13:52:56.187	20:34.323	13	13:53:30.275	21:08.411		34.088
24	Ayhancan Güven			13:54:12.180	21:50.316	14	13:54:47.832	22:25.968		35.652
83	Patric Niederhauser			13:54:20.446	21:58.582	14	13:54:56.999	22:35.135		36.553
92	Mirko Bortolotti			13:55:35.332	23:13.468	15	13:56:12.967	23:51.103		37.635
22	Lucas Auer			13:55:39.901	23:18.037	15	13:56:15.120	23:53.256		35.219
19	Mick Wishofer			13:55:40.453	23:18.589	15	13:56:18.315	23:56.451		37.862
3	Kelvin van der Linde			13:55:41.695	23:19.831	15	13:56:16.499	23:54.635		34.804
69	Thierry Vermeulen			13:55:44.046	23:22.182	15	13:56:21.206	23:59.342		37.160
40	Mattia Drudi			13:55:50.308	23:28.444	15	13:56:32.507	24:10.643		42.199
90	Dennis Olsen			13:56:58.392	24:36.528	16	13:57:32.684	25:10.820		34.292
75	Laurin Heinrich			13:57:05.324	24:43.460	16	13:57:41.957	25:20.093		36.633
94	Franck Perera			13:58:31.924	26:10.060	17	13:59:06.153	26:44.289		34.229
11	Marco Wittmann			13:58:32.342	26:10.478	17	13:59:08.589	26:46.725		36.247
40	Mattia Drudi			13:58:36.840	26:14.976	16			Technical	
19	Mick Wishofer			13:59:40.725	27:18.861	17			Technical	
91	Thomas Preining			13:59:43.435	27:21.571	18	14:00:18.840	27:56.976		35.405
63	Clemens Schmid			13:59:47.024	27:25.160	18	14:00:22.821	28:00.957		35.797
1	Sheldon van der Linde			13:59:53.685	27:31.821	18	14:00:28.942	28:07.078		35.257
9	Tim Heinemann			14:01:10.496	28:48.632	19	14:01:45.341	29:23.477		34.845
48	Maro Engel			14:02:41.206	30:19.342	20	14:03:16.545	30:54.681		35.339
99	Christian Engelhart			14:03:59.299	31:37.435	21	14:04:34.105	32:12.241		34.806
6	Alessio Deledda			14:05:41.189	33:19.325	22	14:06:24.232	34:02.368		43.043
84	Jusuf Owega			14:06:51.589	34:29.725	23	14:07:27.347	35:05.483		35.758
4	Luca Stolz			14:11:21.699	38:59.835	26				
24				14:17:26.966	45:05.102	29			Technical	
8	Luca Engstler			14:27:42.938	55:21.074	36			Technical	