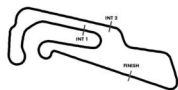


Lap Chart Provisional

Lap/Pl.	1	2	3	4	5	6	7	8	9	10	11	12	13	14	15	16	17	18	19	20	21	22	23	24	25	26	27
LAP 1	94	92	7	14	9	91	33	19	75	3	90	63	99	69	27	24	22	84	48	11	1	8	83	4	40	36	6
LAP 2	94	92	7	9	14	91	33	19	75	3	90	63	69	99	27	24	22	84	48	11	1	8	83	4	40	36	6
LAP 3	94	92	7	9	14	91	33	19	75	3	90	63	69	99	27	24	22	84	48	11	1	8	83	4	40	36	6
LAP 4	94	92	7	14	9	91	33	19	75	3	90	63	69	99	27	24	22	84	48	11	1	8	83	4	40	36	6
LAP 5	94	92	7	14	9	91	33	75	19	3	90	63	69	99	27	24	22	84	48	11	1	8	83	40	36	6	.4
LAP 6	94	92	7	14	9	91	33	75	19	3	90	63	69	99	27	24	22	84	48	11	1	8	83	40	36	6	
LAP 7	94	92	7	14	9	91	33	75	19	3	90	63	69	99	27	24	22	84	48	11	1	8	83	40	36	6	
LAP 8	94	92	7	14	9	91	33	75	19	3	90	63	69	99	27	24	22	84	48	11	1	8	83	40	36	6	
LAP 9	94	92	7	14	9	91	33	75	19	3	90	63	99	69	27	24	22	84	48	11	1	8	83	40	36	6	
LAP 10	94	92	7	14	9	91	33	75	19	3	90	63	99	69	27	24	22	84	48	11	1	8	83	40	36	6	
LAP 11	94	92	7	14	9	91	33	75	19	3	90	63	99	69	24	22	84	48	11	1	27	8	83	40	36	6	
LAP 12	94	92	7	14	9	91	33	75	3	19	90	99	63	69	24	22	84	48	11	1	27	8	83	36	6	.40	
LAP 13	94	92	7	14	9	91	33	75	3	19	90	99	63	69	24	22	84	48	11	1	27	8	83	36	6		
LAP 14	94	92	7	14	9	91	33	75	3	90	19	99	63	69	24	22	84	48	11	1	27	8	83	36	6		
LAP 15	94	92	7	9	91	33	75	3	90	99	63	69	22	84	48	1	8	83	36	6	.14	.19	.24	.11	.27		
LAP 16	94	92	7	9	91	33	75	3	90	99	63	69	22	84	48	1	8	83	36	6	14	24	27'	11'	19'		
LAP 17	94	92	7	9	91	33	75	3	90	99	63	69	22	84	48	1	8	36	6	.83	14	24	27'	11'	.19'		
LAP 18	94	92	7	9	91	33	75	3	90	99	63	69	22	84	1	48	8	36	6	14	24	11'	27'				
LAP 19	94	92	7	9	91	33	3	90	99	63	69	22	84	1	48	8	36	6	.75	14	24	11'	27'				
LAP 20	94	92	7	9	91	33	3	90	63	69	22	84	1	48	8	36	.99	.6	14	75	24	11'	27'				
LAP 21	94	92	7	9	33	3	90	63	69	22	84	1	48	8	36	.91	14	75	99	24	11'	27'	6'				
LAP 22	94	92	7	9	33	90	63	22	1	48	8	36	.3	.69	.84	14	75	99	24	91	11'	27'	6'				
LAP 23	94	92	7	63	1	48	8	36	.9	.33	.90	.22	14	3	75	99	24	91	69'	84'	11'	27'	6'				
LAP 24	94	92	7	63	1	8	36	.48	9	14	33	3	75	99	24	90	91	69'	84'	22'	27'	6'	.11'				
LAP 25	94	92	8	36	.7	.63	.1	9	14	33	3	75	99	24	90	91	48	84	69	22'	27'	6'					
LAP 26	92	.94	8	36	9	14	33	7	3	75	99	63	24	90	91	48	84	69	22	27	1	6					
LAP 27	.92	.8	.36	94	9	14	33	7	3	75	99	24	90	91	63	48	84	69	22	27	6	.1					
LAP 28	94	9	14	33	7	3	75	92	99	24	90	91	63	48	84	69	22	8	27	6							
LAP 29	94	9	14	33	7	3	75	92	99	24	90	91	63	48	84	69	22	8	27	6							
LAP 30	94	9	14	33	7	3	75	92	99	24	90	91	63	48	84	69	22	8	27	6							
LAP 31	94	9	14	33	7	3	75	92	99	24	90	91	63	48	84	69	22	8	27	6							
LAP 32	94	9	14	33	7	3	75	92	99	24	90	91	63	48	84	69	22	8	27	6							
LAP 33	94	9	14	33	7	3	75	92	99	24	90	91	63	48	84	69	22	8	27	6							
LAP 34	94	9	14	33	7	3	75	92	99	24	90	91	63	48	84	69	22	8	27	6							
LAP 35	94	9	14	33	7	3	75	92	99	24	90	91	63	48	84	69	22	8	27	6							

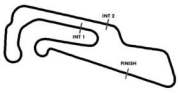


Lap Chart Provisional

Lap/Pl.	1	2	3	4	5	6	7	8	9	10	11	12	13	14	15	16	17	18	19	20	21	22	23	24	25	26	27
LAP 36	94	9	14	33	7	3	75	92	99	24	90	91	63	48	84	69	22	8	27	6							
LAP 37	94	9	14	33	7	3	75	92	99	90	91	24	63	48	84	69	22	8	27	6							
LAP 38	94	9	14	33	7	3	75	92	99	90	91	63	48	24	84	69	22	8	27	6							
LAP 39	94	9	14	33	7	3	75	92	99	90	91	63	48	84	24	69	22	8	27	6							
LAP 40	94	9	14	7	33	3	75	92	99	90	91	63	48	84	69	22	8	27	.24	6							
LAP 41	94	9	14	7	33	3	75	92	99	90	91	63	48	84	69	22	8	27	6								
LAP 42	94	9	14	7	33	3	75	92	99	90	91	63	48	84	69	22	8	27	6								
LAP 43	94	9	14	7	33	3	75	92	99	90	91	63	48	84	69	22	8	27	6								
LAP 44	94	9	14	7	33	3	75	92	99	90	91	63	48	84	69	22	8	27	6								

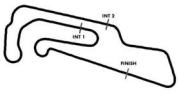
.- PIT STOP

' - LAP BEHIND



Sector List

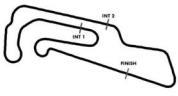
Table with columns: Lap Id, Time, SE1, SP1, SE2, SP2, SE3, SP3, TSP. It lists performance data for three drivers: Sheldon van der Linde (Schubert Motorsport), Kelvin van der Linde (ABT Sportsline), and Luca Stolz (Mercedes-AMG Team HRT). Each driver's section includes a theoretical best time and 22 laps of sector and total time data.



Sector List

Table with 17 columns: Lap Id, Time, SE1, SP1, SE2, SP2, SE3, SP3, TSP, Lap Id, Time, SE1, SP1, SE2, SP2, SE3, SP3, TSP. Includes driver Alessio Deledda and SSR Performance data.

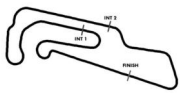
Table with 17 columns: Lap Id, Time, SE1, SP1, SE2, SP2, SE3, SP3, TSP, Lap Id, Time, SE1, SP1, SE2, SP2, SE3, SP3, TSP. Includes driver Ricardo Feller and ABT Sportsline data.



Sector List

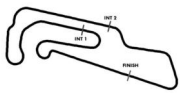
Table with 18 columns: Lap Id, Time, SE1, SP1, SE2, SP2, SE3, SP3, TSP, Lap Id, Time, SE1, SP1, SE2, SP2, SE3, SP3, TSP. Row 8: Luca Engstler (Audi) theoretical best time: 1:23.292. Includes lap times and sector data for laps 1-22.

Table with 18 columns: Lap Id, Time, SE1, SP1, SE2, SP2, SE3, SP3, TSP, Lap Id, Time, SE1, SP1, SE2, SP2, SE3, SP3, TSP. Row 9: Tim Heinemann (Toksport WRT) theoretical best time: 1:22.761. Includes lap times and sector data for laps 1-22.



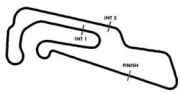
Sector List

Table with columns: Lap Id, Time, SE1, SP1, SE2, SP2, SE3, SP3, TSP, Lap Id, Time, SE1, SP1, SE2, SP2, SE3, SP3, TSP. It lists performance data for drivers Marco Wittmann, Jack Aitken, and Mick Wishofer across 12 laps.



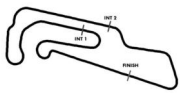
Sector List

Table with columns: Lap Id, Time, SE1, SP1, SE2, SP2, SE3, SP3, TSP, Lap Id, Time, SE1, SP1, SE2, SP2, SE3, SP3, TSP. It lists race data for two drivers: Lucas Auer (Mercedes-AMG Team WINWARD) and Ayhancaan Güven (Team75 Motorsport), including lap times and sector times.



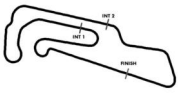
Sector List

Table with columns: Lap Id, Time, SE1, SP1, SE2, SP2, SE3, SP3, TSP. It lists race data for two drivers: David Schumacher (Mercedes-AMG Team WINWARD) and Rene Rast (Schubert Motorsport). Each driver's data is split into two columns, with a theoretical best time indicated at the top of each section.



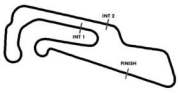
Sector List

Table with columns: Lap Id, Time, SE1, SP1, SE2, SP2, SE3, SP3, TSP. It lists performance data for three drivers: Arjun Maini (Mercedes-AMG Team HRT), Mattia Drudi (Tresor Orange 1), and Maro Engel (Mercedes-AMG Team MANN-FILTER). Each driver's data is split into two columns, with a theoretical best time indicated at the top of each section.



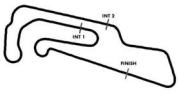
Sector List

Table with columns: Lap Id, Time, SE1, SP1, SE2, SP2, SE3, SP3, TSP. It lists performance data for two drivers: Clemens Schmid (GRT Grasser-Racing-Team) and Thierry Vermeulen (EMIL FREY RACING) across 22 laps.



Sector List

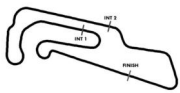
Table with columns: Lap Id, Time, SE1, SP1, SE2, SP2, SE3, SP3, TSP. It lists performance data for two drivers: Laurin Heinrich (Team75 Motorsport) and Patric Niederhauser (Tresor Orange 1), including lap times and sector times.



Sector List

Table with 17 columns: Lap Id, Time, SE1, SP1, SE2, SP2, SE3, SP3, TSP, Lap Id, Time, SE1, SP1, SE2, SP2, SE3, SP3, TSP. Includes driver names Jusuf Owega and Mercedes-AMG Team BWT, and a theoretical best time of 1:22.751.

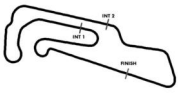
Table with 17 columns: Lap Id, Time, SE1, SP1, SE2, SP2, SE3, SP3, TSP, Lap Id, Time, SE1, SP1, SE2, SP2, SE3, SP3, TSP. Includes driver names Dennis Olsen and Manthey EMA, and a theoretical best time of 1:23.012.



Sector List

Table with 17 columns: Lap Id, Time, SE1, SP1, SE2, SP2, SE3, SP3, TSP. Rows include driver names (Thomas Preining, Manthey EMA) and theoretical best times (1:23.107).

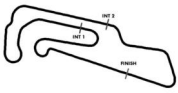
Table with 17 columns: Lap Id, Time, SE1, SP1, SE2, SP2, SE3, SP3, TSP. Rows include driver names (Mirko Bortolotti, SSR Performance) and theoretical best times (1:23.009).



Sector List

Table for driver 94, Franck Perera, SSR Performance. Columns include Lap Id, Time, SE1, SP1, SE2, SP2, SE3, SP3, TSP. Theoretical best time: 1:22.558.

Table for driver 99, Christian Engelhart, Toksport WRT. Columns include Lap Id, Time, SE1, SP1, SE2, SP2, SE3, SP3, TSP. Theoretical best time: 1:22.995.

**Top speed list
Provisional**

#	Name (NAT)	Team	Car name	Speed	Lap	Race time
33	Rene Rast	 Schubert Motorsport (DEU)	BMW M4 GT3	244.89	19	25:24.958
1	Sheldon van der Linde	 Schubert Motorsport (DEU)	BMW M4 GT3	244.34	11	14:22.445
7	Ricardo Feller	 ABT Sportsline (DEU)	Audi R8 LMS GT3 EVO II	243.79	37	51:37.618
75	Laurin Heinrich	 Team75 Motorsport	Porsche 911 GT3 R	243.24	19	25:25.308
8	Luca Engstler	 Liqui Moly Team Engstler (DEU)	Audi R8 LMS GT3 EVO II	242.69	18	24:14.419
11	Marco Wittmann	 Project 1 (DEU)	BMW M4 GT3	242.15	13	17:10.790
24	Ayhancan Güven	 Team75 Motorsport	Porsche 911 GT3 R	241.61	8	10:06.405
9	Tim Heinemann	 Toksport WRT (DEU)	Porsche 911 GT3 R	241.07	10	12:47.676
3	Kelvin van der Linde	 ABT Sportsline (DEU)	Audi R8 LMS GT3 EVO II	241.07	19	25:25.948
99	Christian Engelhart	 Toksport WRT (DEU)	Porsche 911 GT3 R	241.07	44	1:01:27.572
90	Dennis Olsen	 Manthey EMA (DEU)	Porsche 911 GT3 R	240.53	9	11:27.397
91	Thomas Preining	 Manthey EMA (DEU)	Porsche 911 GT3 R	240.53	19	25:23.512
92	Mirko Bortolotti	 SSR Performance (DEU)	Lamborghini Huracan GT3 EVO 2	240.53	25	33:47.347
94	Franck Perera	 SSR Performance (DEU)	Lamborghini Huracan GT3 EVO 2	240.53	40	55:36.253
83	Patric Niederhauser	 Tresor Orange 1	Audi R8 LMS GT3 EVO II	240.00	12	15:48.773
84	Jusuf Owega	 Mercedes-AMG Team BWT (DEU)	Mercedes-AMG GT3	240.00	19	25:37.120
63	Clemens Schmid	 GRT Grasser-Racing-Team (AUT)	Lamborghini Huracan GT3 EVO 2	240.00	34	47:36.216
48	Maro Engel	 Mercedes-AMG Team MANN-FILTER (DEU)	Mercedes-AMG GT3	240.00	40	56:00.353
6	Alessio Deledda	 SSR Performance (DEU)	Lamborghini Huracan GT3 EVO 2	239.46	19	25:44.428
22	Lucas Auer	 Mercedes-AMG Team WINWARD (DEU)	Mercedes-AMG GT3	239.46	40	56:12.752
27	David Schumacher	 Mercedes-AMG Team WINWARD (DEU)	Mercedes-AMG GT3	238.93	21	29:38.796
40	Mattia Drudi	 Tresor Orange 1	Audi R8 LMS GT3 EVO II	238.41	12	15:49.802
19	Mick Wishofer	 GRT Grasser-Racing-Team (AUT)	Lamborghini Huracan GT3 EVO 2	237.88	5	5:49.266
36	Arjun Maini	 Mercedes-AMG Team HRT (DEU)	Mercedes-AMG GT3	237.88	10	13:01.549
69	Thierry Vermeulen	 EMIL FREY RACING (CHE)	Ferrari 296 GT3	237.88	40	56:09.712
14	Jack Aitken	 EMIL FREY RACING (CHE)	Ferrari 296 GT3	236.32	10	12:47.329
4	Luca Stolz	 Mercedes-AMG Team HRT (DEU)	Mercedes-AMG GT3	235.80	4	4:32.598