

DTM Oschersleben

ADAC GT Masters
Race 2



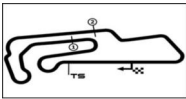
28 April 2024 15:15

Lap Chart Provisional

LapCha	1	2	3	4	5	6	7	8	9	10	11	12	13	14	15	16	17	18	19	20	21	22	23	24	25	26	27	28	29	30	31	32	33	34	35	36	37	38	39	40	41	42	43	44	45						
LAP 34	1	3	91	54	63	14	4	34	5	33	10	8'	35'	19'																																					
LAP 35	1	3	91	54	63	14	4	34	5	33	10	8'	35'	19'																																					
LAP 36	1	3	91	54	63	14	4	34	5	33	10	8'	35'	19'																																					
LAP 37	1	3	91	54	63	14	4	34	5	33	10	8'	35'	19'																																					
LAP 38	1	3	91	54	63	14	4	34	5	33	10	8'	35'	19'																																					
LAP 39	1	3	91	54	63	14	4	34	5	33	10	8'	35'	19'																																					
LAP 40	1	3	91	54	63	14	34	4	5	33	10	8'	35'	19'																																					
LAP 41	1	3	91	54	63	14	34	4	5	33	10	8'	35'	19'																																					
LAP 42	1	3	91	54	63	14	34	4	5	33	10																																								

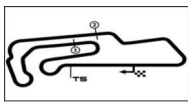
.- PIT STOP ' - LAP BEHIND





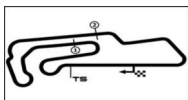
Top speed list Provisional

#	Name (NAT)	Team	Car name	Speed	Lap	Race time
10	Eduardo Coseteng (PHL)	FK Performance Motorsport (DEU)	BMW M4 GT3	243.24	37	53:55.766
54	Maxime Oosten (NLD)	FK Performance Motorsport (DEU)	BMW M4 GT3	240.53	35	50:28.844
19	Jannik Julius-Bernhart (DEU)	GRT Grasser-Racing-Team (AUT)	Lamborghini Huracan GT3 EVO 2	237.88	18	24:46.196
3	Finn Wiebelhaus (DEU)	Haupt Racing Team (DEU)	Mercedes-AMG GT3	237.88	34	48:55.210
8	Jonas Karklys (LTU)	LIQUI MOLY Team Engstler by NordVPN (DEU)	Audi R8 LMS GT3 EVO II	237.88	40	58:57.815
1	Tom Kalender (DEU)	Landgraf Motorsport (DEU)	Mercedes-AMG GT3	237.36	17	22:49.003
14	Alain Valente (CHE)	EMIL FREY RACING (CHE)	Ferrari 296 GT3	237.36	29	41:58.022
63	Tim Zimmermann (DEU)	GRT Grasser-Racing-Team (AUT)	Lamborghini Huracan GT3 EVO 2	236.84	31	44:47.550
91	Michael Kapfinger (DEU)	Team Joos by Twin Busch (DEU)	Porsche 911 GT3 R 992	236.84	36	51:53.147
5	Max Reis (DEU)	Haupt Racing Team (DEU)	Mercedes-AMG GT3	236.32	4	4:31.096
4	Alexander Fach (CHE)	FACH AUTO TECH (CHE)	Porsche 911 GT3 R 992	236.32	21	28:33.117
34	Mike David Ortmann (DEU)	Walkenhorst Motorsport (DEU)	Aston Martin Vantage GT3	235.29	36	52:04.815
2	David Schumacher (DEU)	Haupt Racing Team (DEU)	Mercedes-AMG GT3	234.78	15	19:57.390
35	Nico Hantke (DEU)	Walkenhorst Motorsport (DEU)	Aston Martin Vantage GT3	234.78	35	51:49.897
33	Simon Connor Primm (DEU)	Paul Motorsport (DEU)	Lamborghini Huracan GT3 EVO 2	234.78	40	58:08.007



Pit Stops Provisional

Nr	Driver in	Day time in	Time in	Driver out	Day time out	Time out	Reason	Nett Time
35	Chandler Hull	15:43:04.509	25:41.625	Nico Hantke	15:44:29.590	27:06.706		1:25.081
2	David Schumacher	15:43:16.171	25:53.287					
54	Leon Köhler	15:43:19.335	25:56.451	Maxime Oosten	15:44:44.762	27:21.878		1:25.427
10	Gregory de Sybourg	15:43:39.644	26:16.760	Eduardo Coseteng	15:45:05.129	27:42.245		1:25.485
33	Jonas Greif	15:43:49.814	26:26.930	Simon Connor Primm	15:45:15.384	27:52.500		1:25.570
5	Max Reis	15:45:06.147	27:43.263	Kwanda Mokoena	15:46:32.301	29:09.417		1:26.154
34	Denis Bulatov	15:46:18.409	28:55.525	Mike David Ortmann	15:47:46.638	30:23.754		1:28.229
8	Pablo Schumm	15:47:17.315	29:54.431	Jonas Karklys	15:48:42.891	31:20.007		1:25.576
19	Jannik Julius-Bernhart	15:49:38.813	32:15.929	Taylor Hagler	15:51:45.617	34:22.733		2:06.804
63	Benjamin Hites	15:50:24.996	33:02.112	Tim Zimmermann	15:51:50.064	34:27.180		1:25.068
3	Finn Wiebelhaus	15:51:44.964	34:22.080	Jannes Fittje	15:53:12.282	35:49.398		1:27.318
1	Tom Kalender	15:51:46.088	34:23.204	Elias Seppänen	15:53:11.413	35:48.529		1:25.325
4	Alexander Fach	15:51:50.472	34:27.588	Alexander Schwarzer	15:53:00.034	35:37.150		1:09.562
91	Johannes Kapfinger	15:51:52.084	34:29.200	Michael Kapfinger	15:53:18.487	35:55.603		1:26.403
14	Alain Valente	15:51:53.073	34:30.189	Alain Valente	15:53:17.840	35:54.956		1:24.767



Sector List Provisional

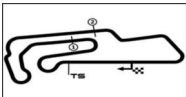
Table 1: Sector List for Race 1. Columns: Lap Id, Time, SE1, SP1, SE2, SP2, SE3, SP3, TSP. Rows include driver names like Seppänen, FIN(#1) / Kalender, DEU(#2) and theoretical besttime: 1:24.486.

Table 2: Sector List for Race 2. Columns: Lap Id, Time, SE1, SP1, SE2, SP2, SE3, SP3, TSP. Rows include driver names like Owega, DEU(#1) / Schumacher, DEU(#2) and theoretical besttime: 1:24.351.

Table 3: Sector List for Race 3. Columns: Lap Id, Time, SE1, SP1, SE2, SP2, SE3, SP3, TSP. Rows include driver names like Fittje, DEU(#1) / Wiebelhaus, DEU(#2) and theoretical besttime: 1:24.577.

Table 4: Sector List for Race 4. Columns: Lap Id, Time, SE1, SP1, SE2, SP2, SE3, SP3, TSP. Rows include driver names like Schwarzer, DEU(#1) / Fach, CHE(#2) and theoretical besttime: 1:24.604.





Race 2

Sector List Provisional

Table with 17 columns: Lap, Id, Time, SE1, SP1, SE2, SP2, SE3, SP3, TSP. Contains race data for 21 laps.

5 Mokoena, ZAF(#1) / Reis, DEU(#2)

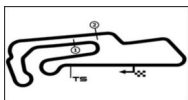
theoretical besttime: 1:25.093

Table with 17 columns: Lap, Id, Time, SE1, SP1, SE2, SP2, SE3, SP3, TSP. Contains race data for 21 laps for Mokoena and Reis.

8 Karklys, LTU(#1) / Schumm, CHE(#2)

theoretical besttime: 1:25.628

Table with 17 columns: Lap, Id, Time, SE1, SP1, SE2, SP2, SE3, SP3, TSP. Contains race data for 21 laps for Karklys and Schumm.



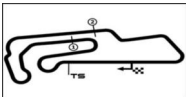
Sector List Provisional

Table with 17 columns: Lap, Id, Time, SE1, SP1, SE2, SP2, SE3, SP3, TSP. Section 10: Coseteng, PHL(#1) / de Sybourg, CHE(#2). Theoretical besttime: 1:25.262. Rows 1-21.

Table with 17 columns: Lap, Id, Time, SE1, SP1, SE2, SP2, SE3, SP3, TSP. Section 14: Valente, CHE(#1) / D'Auria, CHE(#2). Theoretical besttime: 1:24.269. Rows 1-21.

Table with 17 columns: Lap, Id, Time, SE1, SP1, SE2, SP2, SE3, SP3, TSP. Section 19: Hagler, USA(#1) / Julius-Bernhart, DEU(#2). Theoretical besttime: 1:25.655. Rows 1-17.





Sector List Provisional

Table with 17 columns: Lap, Id, Time, SE1, SP1, SE2, SP2, SE3, SP3, TSP. Rows 18-21 and 39-41.

33 Primm, DEU(#1) / Greif, DEU(#2) theoretical besttime: 1:24.782

Table with 17 columns: Lap, Id, Time, SE1, SP1, SE2, SP2, SE3, SP3, TSP. Rows 1-21 and 22-42.

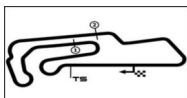
34 Ortmann, DEU(#1) / Bulatov, DEU(#2) theoretical besttime: 1:24.854

Table with 17 columns: Lap, Id, Time, SE1, SP1, SE2, SP2, SE3, SP3, TSP. Rows 1-21 and 22-42.

35 Hantke, DEU(#1) / Hull, USA(#2) theoretical besttime: 1:25.774

Table with 17 columns: Lap, Id, Time, SE1, SP1, SE2, SP2, SE3, SP3, TSP. Rows 1-12 and 22-33.





Sector List Provisional

Table with 17 columns: Lap, Id, Time, SE1, SP1, SE2, SP2, SE3, SP3, TSP. It lists lap times for 21 laps across two columns.

54 Oosten, NLD(#1) / Köhler, DEU(#2)

theoretical besttime: 1:24.728

Table with 17 columns: Lap, Id, Time, SE1, SP1, SE2, SP2, SE3, SP3, TSP. It lists lap times for 21 laps for driver 54.

63 Zimmermann, DEU(#1) / Hites, CHL(#2)

theoretical besttime: 1:24.510

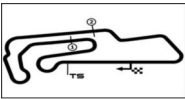
Table with 17 columns: Lap, Id, Time, SE1, SP1, SE2, SP2, SE3, SP3, TSP. It lists lap times for 21 laps for driver 63.

91 Kapfinger, DEU(#1) / Kapfinger, DEU(#2)

theoretical besttime: 1:24.524

Table with 17 columns: Lap, Id, Time, SE1, SP1, SE2, SP2, SE3, SP3, TSP. It lists lap times for 7 laps for driver 91.





Sector List Provisional

Table with 19 columns: Lap, Id, Time, SE1, SP1, SE2, SP2, SE3, SP3, TSP. It lists lap times and sector times for 21 laps across two sessions.

