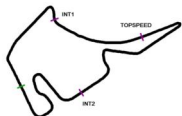


DMSB

Lap Chart Provisional

LapCha	1	2	3	4	5	6	7	8	9	10	11	12	13	14	15	16	17	18	19	20	21	22	23	24	25	26	27	28	29	30	31	32	33	34	35	36	37	38	39	40	41	42	43	44	45		
LAP 1	14	1	54	29	63	34	4	35	91	2	8	3	10	5	11	33	19																														
LAP 2	14	1	54	29	63	34	4	35	91	2	8	3	10	5	33	19	11																														
LAP 3	1	14	54	29	34	4	63	35	91	2	8	3	5	10	33	19	11																														
LAP 4	1	54	14	29	34	4	35	63	2	91	3	8	5	10	33	19	11																														
LAP 5	1	54	14	29	34	4	35	63	2	91	3	8	5	10	33	19	11																														
LAP 6	1	54	14	29	34	4	35	63	2	91	3	5	8	10	33	19	11																														
LAP 7	1	54	14	29	34	4	35	63	2	91	3	5	8	10	33	19	11																														
LAP 8	1	54	14	29	34	4	35	63	2	91	3	5	8	10	33	19	11																														
LAP 9	1	54	14	29	34	4	35	63	2	91	3	5	8	10	33	19	11																														
LAP 10	1	54	14	29	34	4	63	35	2	91	3	5	8	10	33	19	11																														
LAP 11	1	54	14	29	34	4	63	35	2	91	3	5	8	10	33	19	11																														
LAP 12	1	54	14	29	34	4	63	35	2	91	3	5	8	10	33	19	11																														
LAP 13	1	54	14	29	34	4	63	35	2	91	3	5	8	10	33	19	11																														
LAP 14	1	54	14	29	34	4	63	35	2	91	3	5	8	10	33	19	11																														
LAP 15	1	54	14	29	34	4	63	35	3	5	.2	.91	8	10	.33	.19	.11																														
LAP 16	1	29	34	4	.54	63	.14	35	3	5	8	.10	2	91	33'	11'																															
LAP 17	29	34	.1	4	63	35	5	.3	8	54	14	2	91	33'	10'	11'																															
LAP 18	29	4	63	.34	35	.5	8	1	54	14	2	3	91	33'	10'	11'																															
LAP 19	4	.29	63	35	.8	1	54	14	34	2	3	91	5	33'	10'	11'																															
LAP 20	.4	.63	.35	1	54	29	14	34	2	3	91	5	8	33	10	11																															
LAP 21	4	35	1	54	29	14	63	34	2	3	91	5	8	33	10	.11																															
LAP 22	4	54	1	35	14	29	63	34	2	3	91	5	8	33	10																																
LAP 23	4	1	54	14	29	63	34	2	3	35	91	5	8	33	10																																
LAP 24	4	1	54	14	29	63	34	2	3	91	35	5	8	33	10																																
LAP 25	4	1	54	14	29	63	34	2	3	91	35	5	8	33	10																																
LAP 26	4	1	54	14	29	63	2	3	34	91	5	35	33	8	10																																
LAP 27	4	1	54	14	29	63	2	3	34	91	5	33	35	8	10																																
LAP 28	4	1	54	14	29	63	2	3	34	91	5	33	35	8	10																																
LAP 29	4	1	54	14	29	63	2	3	34	91	5	33	35	8	10																																
LAP 30	4	1	54	14	29	63	2	3	34	91	5	33	8	35	10																																
LAP 31	4	1	54	14	29	63	2	3	34	91	5	33	8	35	10																																
LAP 32	1	4	54	14	29	63	3	2	34	91	5	33	8	35	10																																
LAP 33	1	54	14	29	4	63	3	2	34	91	5	33	8	35	10																																

- PIT STOP ' - LAP BEHIND

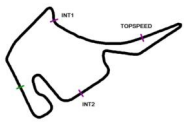


Lap Chart Provisional

LapCha	1	2	3	4	5	6	7	8	9	10	11	12	13	14	15	16	17	18	19	20	21	22	23	24	25	26	27	28	29	30	31	32	33	34	35	36	37	38	39	40	41	42	43	44	45					
LAP 34	1	54	14	29	4	63	3	2	34	91	5	33	8	35	10																																			
LAP 35	1	54	14	29	4	63	3	2	34	91	5	33	8	35	10																																			
LAP 36	1	54	14	29	63	3	2	91	34	5	33	8	35	10																																				

.- PIT STOP ' - LAP BEHIND

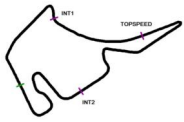




Reg.Nr.:R-14216/24

Pit Stops Provisional

Nr	Driver in	Day time in	Time in	Driver out	Day time out	Time out	Reason	Nett Time
2	David Schumacher	15:53:04.598	25:15.613	Salman Owega	15:54:29.964	26:40.979		1:25.366
91	Michael Kapfinger	15:53:06.075	25:17.090	Johannes Kapfinger	15:54:31.372	26:42.387		1:25.297
33	Jonas Greif	15:53:25.213	25:36.228	Simon Connor Primm	15:54:50.742	27:01.757		1:25.529
19	Taylor Hagler	15:53:25.915	25:36.930	Gerhard Tweraser	15:54:39.709	26:50.724		1:13.794
11	Jay Mo Härtling	15:53:26.544	25:37.559	Marcel Marchewicz	15:54:52.226	27:03.241		1:25.682
54	Leon Köhler	15:54:35.204	26:46.219	Maxime Oosten	15:56:00.519	28:11.534		1:25.315
14	Alain Valente	15:54:37.421	26:48.436	Jean-Luc D'Auria	15:56:04.421	28:15.436		1:27.000
10	Gregory de Sybourg	15:55:07.363	27:18.378	Eduardo Coseteng	15:56:32.622	28:43.637		1:25.259
1	Elias Seppänen	15:56:14.603	28:25.618	Tom Kalender	15:57:39.959	29:50.974		1:25.356
3	Jannes Fittje	15:56:27.010	28:38.025	Finn Wiebelhaus	15:57:52.662	30:03.677		1:25.652
34	Mike David Ortmann	15:57:59.675	30:10.690	Denis Bulatov	15:59:28.325	31:39.340		1:28.650
5	Kwanda Mokoena	15:58:10.604	30:21.619	Max Reis	15:59:36.149	31:47.164		1:25.545
29	Sandro Holzem	15:59:37.239	31:48.254	Juliano Holzem	16:01:02.324	33:13.339		1:25.085
8	Jonas Karklys	16:00:06.324	32:17.339	Pablo Schumm	16:01:16.839	33:27.854		1:10.515
4	Alexander Fach	16:01:19.996	33:31.011	Alexander Schwarzer	16:02:30.398	34:41.413		1:10.402
63	Benjamin Hites	16:01:25.398	33:36.413	Tim Zimmermann	16:02:50.753	35:01.768		1:25.355
35	Nico Hantke	16:01:28.148	33:39.163	Chandler Hull	16:02:38.279	34:49.294		1:10.131
11	Marcel Marchewicz	16:06:07.922	38:18.937				Technical	



Reg.Nr.:R-14216/24

Top speed list Provisional

#	Name (NAT)	Team	Car name	Speed	Lap	Race time
2	David Schumacher (DEU)	Haupt Racing Team (DEU)	Mercedes-AMG GT3	262.77	4	5:45.958
14	Alain Valente (CHE)	EMIL FREY RACING (CHE)	Ferrari 296 GT3	261.50	4	5:42.637
10	Gregory de Sybourg (CHE)	FK Performance Motorsport (DEU)	BMW M4 GT3	260.86	4	5:51.335
54	Maxime Oosten (NLD)	FK Performance Motorsport (DEU)	BMW M4 GT3	260.86	29	49:47.283
63	Tim Zimmermann (DEU)	GRT Grasser-Racing-Team (AUT)	Lamborghini Huracan GT3 EVO 2	260.24	36	1:01:40.101
19	Taylor Hagler (USA)	GRT Grasser-Racing-Team (AUT)	Lamborghini Huracan GT3 EVO 2	259.61	3	4:12.037
35	Nico Hantke (DEU)	Walkenhorst Motorsport (DEU)	Aston Martin Vantage GT3	259.61	10	15:44.931
11	Jay Mo Härtling (DEU)	Schnitzelalm Racing (DEU)	Mercedes-AMG GT3	258.99	1	42.047
29	Sandro Holzem (DEU)	Land Motorsport (DEU)	Audi R8 LMS GT3 EVO II	258.99	4	5:42.782
3	Jannes Fittje (DEU)	Haupt Racing Team (DEU)	Mercedes-AMG GT3	258.37	4	5:48.652
34	Mike David Ortmann (DEU)	Walkenhorst Motorsport (DEU)	Aston Martin Vantage GT3	258.37	6	9:03.578
1	Tom Kalender (DEU)	Landgraf Motorsport (DEU)	Mercedes-AMG GT3	258.37	25	43:04.855
8	Jonas Karklys (LTU)	LIQUI MOLY Team Engstler by NordVPN (DEU)	Audi R8 LMS GT3 EVO II	257.75	4	5:48.449
91	Michael Kapfinger (DEU)	Team Joos by Twin Busch (DEU)	Porsche 911 GT3 R 992	257.75	5	7:27.415
5	Kwanda Mokoena (ZAF)	Haupt Racing Team (DEU)	Mercedes-AMG GT3	257.14	3	4:09.589
4	Alexander Fach (CHE)	FACH AUTO TECH (CHE)	Porsche 911 GT3 R 992	257.14	4	5:44.455
33	Jonas Greif (DEU)	Paul Motorsport (DEU)	Lamborghini Huracan GT3 EVO 2	256.53	3	4:11.057