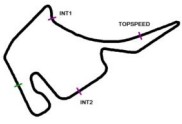


Lap Chart Provisional

LapCha	1	2	3	4	5	6	7	8	9	10	11	12	13	14	15	16	17	18	19	20	21	22	23	24	25	26	27	28	29	30	31	32	33	34	35	36	37	38	39	40	41	42	43	44	45					
LAP 33	2	11	1	4	29	54	3	14	63	34	35	8	19	33	10																																			
LAP 34	2	11	1	4	29	54	3	14	63	34	35	8	19	33	10																																			
LAP 35	2	11	1	4	29	54	3	14	63	34	35	8	19	33	10																																			
LAP 36	2	11	1	4	29	54	3	14	63	34	35	8	19	33	10																																			

.- PIT STOP ' - LAP BEHIND

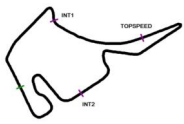




Reg.Nr.:R-14216/24

Pit Stops Provisional

Nr	Driver in	Day time in	Time in	Driver out	Day time out	Time out	Reason	Nett Time
5	Max Reis	15:20:33.974	2:38.855				Technical	
4	Alexander Schwarzer	15:42:58.179	25:03.060	Alexander Fach	15:44:08.538	26:13.419		1:10.359
35	Chandler Hull	15:43:11.867	25:16.748	Nico Hantke	15:44:22.277	26:27.158		1:10.410
8	Pablo Schumm	15:43:12.635	25:17.516	Jonas Karklys	15:44:23.367	26:28.248		1:10.732
1	Tom Kalender	15:44:21.215	26:26.096	Elias Seppänen	15:45:46.707	27:51.588		1:25.492
29	Juliano Holzem	15:44:26.144	26:31.025	Sandro Holzem	15:45:51.534	27:56.415		1:25.390
63	Tim Zimmermann	15:44:30.645	26:35.526	Benjamin Hites	15:45:55.833	28:00.714		1:25.188
34	Denis Bulatov	15:44:39.717	26:44.598	Mike David Ortmann	15:46:05.197	28:10.078		1:25.480
2	Salman Owega	15:46:01.409	28:06.290	David Schumacher	15:47:26.744	29:31.625		1:25.335
14	Jean-Luc D'Auria	15:46:02.209	28:07.090	Alain Valente	15:47:27.339	29:32.220		1:25.130
54	Maxime Oosten	15:46:05.649	28:10.530	Leon Köhler	15:47:30.915	29:35.796		1:25.266
3	Finn Wiebelhaus	15:46:10.306	28:15.187	Jannes Fittje	15:47:36.781	29:41.662		1:26.475
10	Eduardo Coseteng	15:49:47.823	31:52.704	Gregory de Sybourg	15:51:13.136	33:18.017		1:25.313
19	Gerhard Tweraser	15:51:15.451	33:20.332	Taylor Hagler	15:52:25.627	34:30.508		1:10.176
33	Simon Connor Primm	15:51:18.012	33:22.893	Jonas Greif	15:52:43.141	34:48.022		1:25.129
11	Marcel Marchewicz	15:52:42.519	34:47.400	Jay Mo Härtling	15:54:08.644	36:13.525		1:26.125



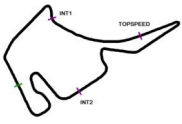
Sector List Provisional

Table with 17 columns: Lap Id, Time, SE1, SP1, SE2, SP2, SE3, SP3, TSP. Section 4: Schwarzer, DEU(#1) / Fach, CHE(#2). Theoretical besttime: 1:40.031. Rows 1-18.

Table with 17 columns: Lap Id, Time, SE1, SP1, SE2, SP2, SE3, SP3, TSP. Section 5: Reis, DEU(#1) / Mokoena, ZAF(#2). Theoretical besttime: [blank]. Row 1.

Table with 17 columns: Lap Id, Time, SE1, SP1, SE2, SP2, SE3, SP3, TSP. Section 8: Schumm, CHE(#1) / Karklys, LTU(#2). Theoretical besttime: 1:40.607. Rows 1-18.

Table with 17 columns: Lap Id, Time, SE1, SP1, SE2, SP2, SE3, SP3, TSP. Section 10: Coseteng, PHL(#1) / de Sybourg, CHE(#2). Theoretical besttime: 1:40.711. Rows 1-18.



Sector List Provisional

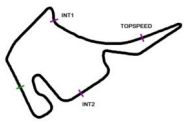
DMSB Reg.Nr.:R-14216/24

Table with 17 columns: Lap Id, Time, SE1, SP1, SE2, SP2, SE3, SP3, TSP. Row 11: Marchewicz, DEU(#1) / Härtling, DEU(#2) theoretical besttime: 1:39.834. Rows 1-18 show lap data for both drivers.

Table with 17 columns: Lap Id, Time, SE1, SP1, SE2, SP2, SE3, SP3, TSP. Row 14: D'Auria, CHE(#1) / Valente, CHE(#2) theoretical besttime: 1:39.540. Rows 1-18 show lap data for both drivers.

Table with 17 columns: Lap Id, Time, SE1, SP1, SE2, SP2, SE3, SP3, TSP. Row 19: Tweraser, AUT(#1) / Hagler, USA(#2) theoretical besttime: 1:40.103. Rows 1-18 show lap data for both drivers.



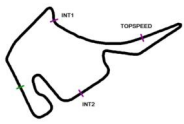


Sector List Provisional

Table for Sector 29: Holzem, DEU(#1) / Holzem, DEU(#2). Theoretical besttime: 1:39.864. Columns include Lap Id, Time, SE1, SP1, SE2, SP2, SE3, SP3, TSP for two laps.

Table for Sector 33: Primm, DEU(#1) / Greif, DEU(#2). Theoretical besttime: 1:40.080. Columns include Lap Id, Time, SE1, SP1, SE2, SP2, SE3, SP3, TSP for two laps.

Table for Sector 34: Bulatov, DEU(#1) / Ortmann, DEU(#2). Theoretical besttime: 1:40.393. Columns include Lap Id, Time, SE1, SP1, SE2, SP2, SE3, SP3, TSP for two laps.

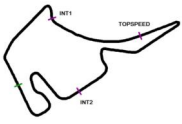


Sector List Provisional

Table with 17 columns: Lap Id, Time, SE1, SP1, SE2, SP2, SE3, SP3, TSP, Lap Id, Time, SE1, SP1, SE2, SP2, SE3, SP3, TSP. Row 35: Hull, USA(#1) / Hantke, DEU(#2) theoretical besttime: 1:40.708

Table with 17 columns: Lap Id, Time, SE1, SP1, SE2, SP2, SE3, SP3, TSP, Lap Id, Time, SE1, SP1, SE2, SP2, SE3, SP3, TSP. Row 54: Oosten, NLD(#1) / Köhler, DEU(#2) theoretical besttime: 1:39.876

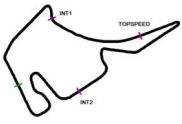
Table with 17 columns: Lap Id, Time, SE1, SP1, SE2, SP2, SE3, SP3, TSP, Lap Id, Time, SE1, SP1, SE2, SP2, SE3, SP3, TSP. Row 63: Zimmermann, DEU(#1) / Hites, CHL(#2) theoretical besttime: 1:39.727



Reg.Nr.:R-14216/24

Sector List Provisional

Lap Id	Time	SE1	SP1	SE2	SP2	SE3	SP3	TSP	Lap Id	Time	SE1	SP1	SE2	SP2	SE3	SP3	TSP
91	Kapfinger, DEU(#1) / Kapfinger, DEU(#2)																theoretical besttime:
1	25.912	142						251									



Reg.Nr.:R-14216/24

Top speed list Provisional

#	Name (NAT)	Team	Car name	Speed	Lap	Race time
54	Maxime Oosten (NLD)	FK Performance Motorsport (DEU)	BMW M4 GT3	262.13	8	13:38.963
14	Jean-Luc D'Auria (CHE)	EMIL FREY RACING (CHE)	Ferrari 296 GT3	260.86	8	13:38.209
63	Tim Zimmermann (DEU)	GRT Grasser-Racing-Team (AUT)	Lamborghini Huracan GT3 EVO 2	260.86	11	18:44.080
35	Nico Hantke (DEU)	Walkenhorst Motorsport (DEU)	Aston Martin Vantage GT3	260.86	28	48:59.007
10	Eduardo Coseteng (PHL)	FK Performance Motorsport (DEU)	BMW M4 GT3	260.24	4	7:00.730
34	Denis Bulatov (DEU)	Walkenhorst Motorsport (DEU)	Aston Martin Vantage GT3	260.24	10	17:10.497
1	Elias Seppänen (FIN)	Landgraf Motorsport (DEU)	Mercedes-AMG GT3	260.24	36	1:01:57.779
4	Alexander Schwarzer (DEU)	FACH AUTO TECH (CHE)	Porsche 911 GT3 R 992	259.61	1	41.239
3	Jannes Fittje (DEU)	Haupt Racing Team (DEU)	Mercedes-AMG GT3	259.61	22	38:36.435
2	Salman Owega (DEU)	Haupt Racing Team (DEU)	Mercedes-AMG GT3	258.99	8	13:37.187
29	Juliano Holzem (DEU)	Land Motorsport (DEU)	Audi R8 LMS GT3 EVO II	258.99	9	15:20.216
19	Taylor Hagler (USA)	GRT Grasser-Racing-Team (AUT)	Lamborghini Huracan GT3 EVO 2	258.99	28	48:58.877
33	Simon Connor Primm (DEU)	Paul Motorsport (DEU)	Lamborghini Huracan GT3 EVO 2	257.75	4	6:59.233
8	Jonas Karklys (LTU)	LIQUI MOLY Team Engstler by NordVPN (DEU)	Audi R8 LMS GT3 EVO II	257.75	15	27:01.926
11	Jay Mo Härtling (DEU)	Schnitzelalm Racing (DEU)	Mercedes-AMG GT3	257.14	31	53:32.792
91	Johannes Kapfinger (DEU)	Team Joos by Twin Busch (DEU)	Porsche 911 GT3 R 992	251.16	1	39.452
5	Max Reis (DEU)	Haupt Racing Team (DEU)	Mercedes-AMG GT3	250.00	1	39.399