

DTM Zandvoort

ADAC GT Masters
Race 2



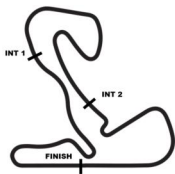
09 June 2024 13:25

Lap Chart Provisional

LapCha	1	2	3	4	5	6	7	8	9	10	11	12	13	14	15	16	17	18	19	20	21	22	23	24	25	26	27	28	29	30	31	32	33	34	35	36	37	38	39	40	41	42	43	44	45										
LAP 1	33	2	34	63	54	3	10	91	14	5	8	4	1	29	19	35																																							
LAP 2	33	2	34	63	54	3	10	91	14	5	8	1	4	19	35	29																																							
LAP 3	33	2	34	63	54	3	10	91	14	5	1	4	19	35	29	SC																																							
LAP 4	33	2	34	63	54	3	10	91	14	5	1	4	19	35	29	SC																																							
LAP 5	33	2	34	63	54	3	10	91	14	5	1	4	19	35	29	SC																																							
LAP 6	33	2	34	63	54	3	10	91	14	5	1	4	19	35	29																																								
LAP 7	33	34	63	54	10	14	91	2	1	5	4	3	19	29	35																																								
LAP 8	34	54	10	33	14	91	2	1	5	63	4	3	19	29	35																																								
LAP 9	34	54	10	33	14	91	2	1	5	63	3	4	19	29	35																																								
LAP 10	34	54	10	33	14	91	2	1	5	63	3	4	19	29	35																																								
LAP 11	34	54	10	33	14	91	2	1	5	63	3	4	29	19	35																																								
LAP 12	34	54	10	33	14	91	2	1	5	63	3	4	29	19	35																																								
LAP 13	34	54	10	33	14	91	2	1	5	63	3	29	19	4	35																																								
LAP 14	54	10	33	14	91	.34	1	63	3	.2	.5	29	19	35	.4																																								
LAP 15	54	10	33	91	63	.14	3	.1	29	.19	.35	34	4	2'	5'																																								
LAP 16	54	10	33	63	3	.91	29	34	4	2'	14'	1'	5'	19'	35'																																								
LAP 17	54	10	33	3	.63	29	34	4	91'	2'	14'	1'	5'	19'	35'																																								
LAP 18	54	10	33	.3	29	34	4	91	2	14'	63'	1'	5'	19'	35'																																								
LAP 19	.54	.10	.33	.29	34	4	91	2	3	14	63	1	5	19	35																																								
LAP 20	54	34	4	91	2	10	3	14	33	1	63	5	29	19	35																																								
LAP 21	54	34	4	91	2	3	14	10	1	33	63	5	29	19	35																																								
LAP 22	54	34	4	91	2	3	14	10	1	33	63	5	29	19	35																																								
LAP 23	54	34	4	91	2	3	14	10	1	33	63	5	29	19	35																																								
LAP 24	54	34	4	91	2	3	14	10	1	33	63	5	29	19	35																																								
LAP 25	54	34	4	91	2	3	14	10	1	33	63	19	29	35																																									
LAP 26	54	34	4	91	2	3	14	10	1	33	63	19	29	35																																									
LAP 27	54	4	2	91	34	3	14	10	1	33	63	19	29	35																																									
LAP 28	54	4	2	91	34	3	14	10	1	63	33	19	29	35																																									
LAP 29	54	4	2	91	34	3	14	10	1	63	19	29	33	35																																									
LAP 30	54	4	2	91	34	3	14	10	1	63	19	29	33	35																																									
LAP 31	54	4	2	91	34	3	14	10	1	63	19	29	33	35																																									
LAP 32	54	4	2	91	34	3	14	1	10	63	19	29	33	35																																									
LAP 33	54	4	2	91	34	3	14	1	10	63	19	29	33	35																																									

.- PIT STOP ' - LAP BEHIND





DTM Zandvoort

ADAC GT Masters

Race 2



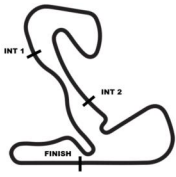
09 June 2024 13:25

Lap Chart Provisional

LapCha	1	2	3	4	5	6	7	8	9	10	11	12	13	14	15	16	17	18	19	20	21	22	23	24	25	26	27	28	29	30	31	32	33	34	35	36	37	38	39	40	41	42	43	44	45					
LAP 34	54	4	2	91	34	3	14	1	10	63	19	29	33	35																																				
LAP 35	54	4	2	91	34	3	14	1	10	63	19	29	33	35																																				

.- PIT STOP ' - LAP BEHIND





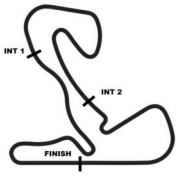
DTM Zandvoort

ADAC GT Masters

Race 2

Top speed list Provisional

#	Name (NAT)	Team	Car name	Speed	Lap	Race time
63	Tim Zimmermann (DEU)	GRT Grasser-Racing-Team (AUT)	Lamborghini Huracan GT3 EVO 2	256.64	3	3:20.016
10	Eduardo Coseteng (PHL)	FK Performance Motorsport (DEU)	BMW M4 GT3	252.42	14	23:44.015
3	Finn Wiebelhaus (DEU)	Haupt Racing Team (DEU)	Mercedes-AMG GT3	251.83	18	30:15.240
91	Michael Kapfinger (DEU)	Team Joos by Twin Busch (DEU)	Porsche 911 GT3 R 992	251.83	31	55:01.993
1	Elias Seppänen (FIN)	Landgraf Motorsport (DEU)	Mercedes-AMG GT3	250.65	21	36:38.668
34	Mike David Ortmann (DEU)	Walkenhorst Motorsport (DEU)	Aston Martin Vantage GT3	250.06	10	17:17.493
29	Sandro Holzem (DEU)	Land Motorsport (DEU)	Audi R8 LMS GT3 EVO II	250.06	11	19:06.350
4	Alexander Fach (CHE)	FACH AUTO TECH (CHE)	Porsche 911 GT3 R 992	250.06	20	34:51.476
33	Simon Connor Primm (DEU)	Paul Motorsport (DEU)	Lamborghini Huracan GT3 EVO 2	249.48	3	3:17.412
19	Jannik Julius-Bernhart (DEU)	GRT Grasser-Racing-Team (AUT)	Lamborghini Huracan GT3 EVO 2	248.33	12	20:44.391
54	Maxime Oosten (NLD)	FK Performance Motorsport (DEU)	BMW M4 GT3	248.33	14	23:42.070
35	Nico Hantke (DEU)	Walkenhorst Motorsport (DEU)	Aston Martin Vantage GT3	248.33	23	40:06.908
14	Alain Valente (CHE)	EMIL FREY RACING (CHE)	Ferrari 296 GT3	247.75	23	39:50.531
2	Salman Owega (DEU)	Haupt Racing Team (DEU)	Mercedes-AMG GT3	244.93	3	3:18.007
5	Max Reis (DEU)	Haupt Racing Team (DEU)	Mercedes-AMG GT3	244.93	11	19:00.590
8	Jonas Karklys (LTU)	LIQUI MOLY Team Engstler by NordVPN (DEU)	Audi R8 LMS GT3 EVO II	243.81	2	1:48.399



DTM Zandvoort

ADAC GT Masters

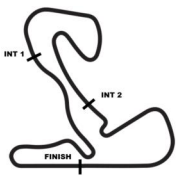
Race 2

09 June 2024 13:25



Pit Stops Provisional

Nr	Driver in	Day time in	Time in	Driver out	Day time out	Time out	Reason	Nett Time
34	Mike David Ortmann	13:53:06.027	25:17.854	Denis Bulatov	13:54:31.875	26:43.702		1:25.848
2	Salman Owega	13:53:09.987	25:21.814	David Schumacher	13:54:35.793	26:47.620		1:25.806
5	Max Reis	13:53:13.270	25:25.097	Max Reis	13:54:38.701	26:50.528		1:25.431
4	Alexander Schwarzer	13:53:23.707	25:35.534	Alexander Schwarzer	13:54:34.057	26:45.884		1:10.350
14	Jean-Luc D'Auria	13:54:45.502	26:57.329	Alain Valente	13:56:12.726	28:24.553		1:27.224
1	Tom Kalender	13:54:46.350	26:58.177	Tom Kalender	13:56:14.401	28:26.228		1:28.051
19	Jannik Julius-Bernhart	13:55:01.507	27:13.334	Gerhard Tweraser	13:56:27.214	28:39.041		1:25.707
35	Chandler Hull	13:55:04.342	27:16.169	Nico Hantke	13:56:30.755	28:42.582		1:26.413
91	Johannes Kapfinger	13:56:22.793	28:34.620	Michael Kapfinger	13:57:48.386	30:00.213		1:25.593
63	Tim Zimmermann	13:58:01.889	30:13.716	Benjamin Hites	13:59:27.368	31:39.195		1:25.479
3	Finn Wiebelhaus	13:59:37.864	31:49.691	Jannes Fittje	14:01:04.042	33:15.869		1:26.178
54	Maxime Oosten	14:01:03.268	33:15.095	Leon Köhler	14:02:28.715	34:40.542		1:25.447
10	Eduardo Coseteng	14:01:13.813	33:25.640	Gregory de Sybourg	14:02:39.239	34:51.066		1:25.426
33	Simon Connor Primm	14:01:14.464	33:26.291	Jonas Greif	14:02:41.055	34:52.882		1:26.591
29	Sandro Holzem	14:01:23.434	33:35.261	Juliano Holzem	14:02:49.332	35:01.159		1:25.898



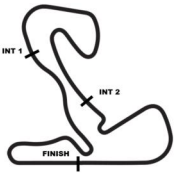
Sector List Provisional

Table with 17 columns: Lap Id, Time, SE1, SP1, SE2, SP2, SE3, SP3, TSP. Section 1: Seppänen, FIN(#1) / Kalender, DEU(#2). Theoretical besttime: 1:35.133. Rows 1-18.

Table with 17 columns: Lap Id, Time, SE1, SP1, SE2, SP2, SE3, SP3, TSP. Section 2: Schumacher, DEU(#1) / Owega, DEU(#2). Theoretical besttime: 1:34.954. Rows 1-18.

Table with 17 columns: Lap Id, Time, SE1, SP1, SE2, SP2, SE3, SP3, TSP. Section 3: Fittje, DEU(#1) / Wiebelhaus, DEU(#2). Theoretical besttime: 1:35.559. Rows 1-18.





Sector List Provisional

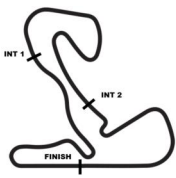
Table for Sector 4: Fach, CHE(#1) / Schwarzer, DEU(#2). Includes lap times, sector times (SE1-SE3, SP1-SP3), and theoretical besttime: 1:35.495.

Table for Sector 5: Mokoena, ZAF(#1) / Reis, DEU(#2). Includes lap times, sector times (SE1-SE3, SP1-SP3), and theoretical besttime: 1:35.994.

Table for Sector 8: Schumm, CHE(#1) / Karklys, LTU(#2). Includes lap times, sector times (SE1-SE3, SP1-SP3), and theoretical besttime: 1:37.893.

Table for Sector 10: de Sybourg, CHE(#1) / Coseteng, PHL(#2). Includes lap times, sector times (SE1-SE3, SP1-SP3), and theoretical besttime: 1:35.417.





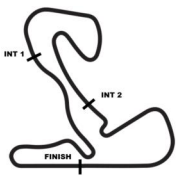
Sector List Provisional

Table for Sector 33: Greif, DEU(#1) / Primm, DEU(#2). Theoretical besttime: 1:35.085. Columns include Lap Id, Time, SE1, SP1, SE2, SP2, SE3, SP3, TSP for two drivers.

Table for Sector 34: Bulatov, DEU(#1) / Ortmann, DEU(#2). Theoretical besttime: 1:35.294. Columns include Lap Id, Time, SE1, SP1, SE2, SP2, SE3, SP3, TSP for two drivers.

Table for Sector 35: Hantke, DEU(#1) / Hull, USA(#2). Theoretical besttime: 1:35.948. Columns include Lap Id, Time, SE1, SP1, SE2, SP2, SE3, SP3, TSP for two drivers.





Sector List Provisional

Table for Sector 54: Köhler, DEU(#1) / Oosten, NLD(#2). Theoretical besttime: 1:34.938. Columns include Lap Id, Time, SE1, SP1, SE2, SP2, SE3, SP3, TSP for two laps.

Table for Sector 63: Hites, CHL(#1) / Zimmermann, DEU(#2). Theoretical besttime: 1:35.589. Columns include Lap Id, Time, SE1, SP1, SE2, SP2, SE3, SP3, TSP for two laps.

Table for Sector 91: Kapfinger, DEU(#1) / Kapfinger, DEU(#2). Theoretical besttime: 1:35.398. Columns include Lap Id, Time, SE1, SP1, SE2, SP2, SE3, SP3, TSP for two laps.

