

# DTM Zandvoort

ADAC GT Masters

Race 1



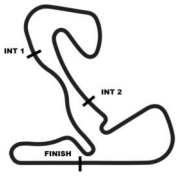
08 June 2024 15:15

## Lap Chart Provisional

LapCha	1	2	3	4	5	6	7	8	9	10	11	12	13	14	15	16	17	18	19	20	21	22	23	24	25	26	27	28	29	30	31	32	33	34	35	36	37	38	39	40	41	42	43	44	45						
LAP 34	1	63	34	3	54	2	91	5	4	14	29	10	33	19'	8'	35'																																			
LAP 35	1	63	34	3	54	2	91	5	4	14	29	10	33	19'	8'																																				
LAP 36	1	63	34	3	54	2	91	5	4	14	29	10	33	8'	19'																																				
LAP 37	1	63	34	3	54	2	91	5	14	4	29	10	33	8'	19'																																				
LAP 38	1	63	34	3	54	2	91	5	14	4	29	10	33																																						

.- PIT STOP ' - LAP BEHIND





# DTM Zandvoort

ADAC GT Masters

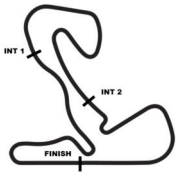
Race 1

08 June 2024 15:15



## Pit Stops Provisional

Nr	Driver in	Day time in	Time in	Driver out	Day time out	Time out	Reason	Nett Time
54	Leon Köhler	15:43:39.896	25:56.239	Maxime Oosten	15:45:05.353	27:21.696		1:25.457
19	Gerhard Tweraser	15:43:55.262	26:11.605	Gerhard Tweraser	15:45:06.339	27:22.682		1:11.077
33	Jonas Greif	15:43:58.694	26:15.037	Simon Connor Primm	15:45:24.479	27:40.822		1:25.785
8	Pablo Schumm	15:44:27.903	26:44.246	Jonas Karklys	15:45:54.272	28:10.615		1:26.369
5	Kwanda Mokoena	15:45:15.506	27:31.849	Kwanda Mokoena	15:46:50.860	29:07.203		1:35.354
10	Gregory de Sybourg	15:47:11.039	29:27.382	Eduardo Coseteng	15:48:36.470	30:52.813		1:25.431
34	Denis Bulatov	15:48:26.776	30:43.119	Mike David Ortmann	15:49:52.433	32:08.776		1:25.657
2	David Schumacher	15:48:27.974	30:44.317	Salman Owega	15:49:53.147	32:09.490		1:25.173
3	Jannes Fittje	15:50:00.920	32:17.263	Jannes Fittje	15:51:25.865	33:42.208		1:24.945
4	Alexander Fach	15:50:08.045	32:24.388	Alexander Schwarzer	15:51:18.545	33:34.888		1:10.500
33	Simon Connor Primm	15:50:22.942	32:39.285	Simon Connor Primm	15:50:58.842	33:15.185	Technical	35.900
1	Elias Seppänen	15:51:27.812	33:44.155	Tom Kalender	15:52:54.422	35:10.765		1:26.610
63	Benjamin Hites	15:51:34.984	33:51.327	Benjamin Hites	15:53:00.273	35:16.616		1:25.289
91	Michael Kapfinger	15:51:43.799	34:00.142	Johannes Kapfinger	15:53:12.318	35:28.661		1:28.519
14	Alain Valente	15:52:02.004	34:18.347	Jean-Luc D'Auria	15:53:26.138	35:42.481		1:24.134
35	Nico Hantke	15:52:05.452	34:21.795	Chandler Hull	15:53:31.436	35:47.779		1:25.984
29	Juliano Holzem	15:52:06.941	34:23.284	Sandro Holzem	15:53:33.889	35:50.232		1:26.948
19	Gerhard Tweraser	15:55:17.391	37:33.734	Gerhard Tweraser	15:55:37.368	37:53.711	Penalty	19.977



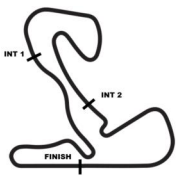
# DTM Zandvoort

ADAC GT Masters

Race 1

## Top speed list Provisional

#	Name (NAT)	Team	Car name	Speed	Lap	Race time
63	Benjamin Hites (CHL)	GRT Grasser-Racing-Team (AUT)	Lamborghini Huracan GT3 EVO 2	256.03	5	6:33.488
91	Michael Kapfinger (DEU)	Team Joos by Twin Busch (DEU)	Porsche 911 GT3 R 992	253.61	5	6:38.127
4	Alexander Fach (CHE)	FACH AUTO TECH (CHE)	Porsche 911 GT3 R 992	251.83	13	19:31.214
8	Pablo Schumm (CHE)	LIQUI MOLY Team Engstler by NordVPN (DEU)	Audi R8 LMS GT3 EVO II	251.24	6	8:25.352
33	Simon Connor Primm (DEU)	Paul Motorsport (DEU)	Lamborghini Huracan GT3 EVO 2	251.24	23	38:09.858
54	Leon Köhler (DEU)	FK Performance Motorsport (DEU)	BMW M4 GT3	250.65	5	6:39.839
34	Denis Bulatov (DEU)	Walkenhorst Motorsport (DEU)	Aston Martin Vantage GT3	250.65	6	8:12.523
29	Sandro Holzem (DEU)	Land Motorsport (DEU)	Audi R8 LMS GT3 EVO II	250.65	24	39:14.553
1	Tom Kalender (DEU)	Landgraf Motorsport (DEU)	Mercedes-AMG GT3	250.65	33	52:55.899
5	Max Reis (DEU)	Haupt Racing Team (DEU)	Mercedes-AMG GT3	250.65	34	55:14.666
3	Finn Wiebelhaus (DEU)	Haupt Racing Team (DEU)	Mercedes-AMG GT3	248.90	32	51:38.701
2	Salman Owega (DEU)	Haupt Racing Team (DEU)	Mercedes-AMG GT3	248.90	34	54:55.593
14	Jean-Luc D'Auria (CHE)	EMIL FREY RACING (CHE)	Ferrari 296 GT3	247.75	33	53:39.531
10	Eduardo Coseteng (PHL)	FK Performance Motorsport (DEU)	BMW M4 GT3	246.05	27	44:03.808
35	Nico Hantke (DEU)	Walkenhorst Motorsport (DEU)	Aston Martin Vantage GT3	244.93	14	21:19.990
19	Gerhard Tweraser (AUT)	GRT Grasser-Racing-Team (AUT)	Lamborghini Huracan GT3 EVO 2	239.99	4	5:05.319



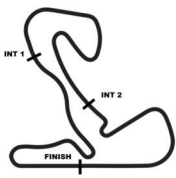
### Sector List Provisional

Lap	Id	Time	SE1	SP1	SE2	SP2	SE3	SP3	TSP	Lap	Id	Time	SE1	SP1	SE2	SP2	SE3	SP3	TSP
<b>1</b> Seppänen, FIN(#1) / Kalender, DEU(#2)										<b>theoretical besttime: 1:35.027</b>									
1	1	1:39.786	36.076	225	34.807	205	28.903	241	200	20	2	1:36.893	32.662	228	35.050	205	29.181	243	247
2	1	1:36.206	32.611	215	34.608	205	28.987	242	244	21	1	1:40.991	32.629	228	35.176	205	33.186		245
3	1	1:35.956	32.513	226	34.614	204	28.829	243	246	22	2	3:05.462	2:00.483	219	35.636	206	29.343	242	
4	1	1:35.991	32.664	225	34.541	204	28.786	243	244	23	2	1:36.796	32.747	226	35.088	207	28.961	243	237
5	1	1:35.605	32.494	227	<b>34.289</b>	205	28.822	242	246	24	2	1:36.424	32.488	229	35.077	206	28.859	244	243
6	1	1:35.654	32.391	226	34.523	205	28.740	243	246	25	3	1:35.933	32.370	228	34.844	206	28.719	244	247
7	1	1:35.513	32.419	226	34.464	206	<b>28.630</b>	243	248	26	2	1:35.755	32.173	229	34.876	207	28.706	244	249
8	1	<b>1:35.479</b>	32.306	227	34.489	205	28.684	243	249	27	2	1:35.822	<b>32.108</b>	<b>230</b>	34.816	207	28.898	243	248
9	1	1:35.631	32.237	228	34.598	205	28.796	243	249	28	2	1:36.133	32.261	230	34.802	207	29.070	243	248
10	1	1:36.103	32.573	227	34.680	205	28.850	242	247	29	2	1:36.341	32.416	230	35.158	207	28.767	244	247
11	1	1:36.081	32.571	227	34.695	205	28.815	243	245	30	2	1:35.930	32.302	230	34.879	208	28.749	245	248
12	1	1:36.087	32.569	228	34.740	206	28.778	243	248	31	2	1:35.900	32.262	230	34.858	207	28.780	244	247
13	1	1:36.088	32.578	227	34.674	206	28.836	243	249	32	2	1:35.896	32.190	231	34.969	207	28.737	244	248
14	1	1:35.928	32.449	227	34.601	205	28.878	243	249	33	2	1:36.634	32.165	220	35.219	208	29.250	245	<b>250</b>
15	2	1:36.414	32.649	227	34.783	206	28.982	243	248	34	2	1:37.016	32.793	224	35.164	205	29.059	244	218
16	1	1:36.448	32.702	227	34.750	206	28.996	243	244	35	2	1:36.037	32.264	231	35.016	207	28.757	244	247
17	1	1:36.378	32.674	227	34.837	205	28.867	243	246	36	2	1:36.617	32.350	230	35.038	207	29.229	244	248
18	2	1:36.578	32.654	228	34.713	205	29.211	243	243	37	2	1:37.642	32.836	209	35.515	207	29.291	243	225
19	2	1:36.547	32.726	225	34.938	206	28.883	243	244	38	3	1:39.894	33.390	193	36.239	206	30.265	218	221

<b>2</b> Schumacher, DEU(#1) / Owega, DEU(#2)										<b>theoretical besttime: 1:35.684</b>									
1	1	1:42.619	37.839	216	35.466	206	29.314	243	185	20	2	3:04.380	1:59.081	218	35.762	205	29.537	242	
2	1	1:37.384	32.834	228	35.260	206	29.290	243	226	21	2	1:37.785	33.132	228	35.567	207	29.086	243	224
3	1	1:36.471	32.685	228	34.841	207	28.945	244	238	22	2	1:37.023	32.617	229	35.329	207	29.077	245	240
4	1	1:36.358	32.676	229	34.723	206	28.959	244	233	23	2	1:36.922	32.628	230	35.182	208	29.112	246	227
5	1	<b>1:35.907</b>	32.450	229	34.624	207	28.833	244	243	24	2	1:37.289	32.734	230	35.462	207	29.093	244	234
6	1	1:35.929	32.376	229	<b>34.574</b>	208	28.979	244	246	25	2	1:36.921	32.638	230	35.157	207	29.126	245	246
7	1	1:36.024	<b>32.333</b>	230	34.790	207	28.901	244	244	26	2	1:36.873	32.658	230	35.205	209	29.010	244	242
8	1	1:35.920	32.409	229	34.671	208	28.840	244	242	27	2	1:36.547	32.413	230	35.259	209	28.875	246	247
9	1	1:36.011	32.355	230	34.748	207	28.908	245	239	28	2	1:36.762	32.542	230	35.264	207	28.956	245	242
10	1	1:36.058	32.419	229	34.862	207	<b>28.777</b>	245	240	29	2	1:36.565	32.463	230	35.247	207	28.855	246	248
11	1	1:36.104	32.426	230	34.887	207	28.791	245	236	30	2	1:36.999	32.429	230	35.604	207	28.966	246	244
12	1	1:36.425	32.489	230	35.050	207	28.886	244	243	31	2	1:38.067	33.426	225	35.608	207	29.033	245	240
13	1	1:36.453	32.539	229	35.134	207	28.780	244	235	32	2	1:37.037	32.539	222	35.568	208	28.930	246	246
14	1	1:36.506	32.610	229	34.996	206	28.900	245	235	33	2	1:36.905	32.449	230	35.616	208	28.840	245	243
15	1	1:36.593	32.608	230	35.036	206	28.949	245	233	34	2	1:37.714	32.502	226	35.710	209	29.502	244	<b>248</b>
16	1	1:38.365	33.518	219	35.519	208	29.328	245	239	35	2	1:36.815	32.513	227	35.296	208	29.006	246	243
17	1	1:37.802	33.014	228	35.508	206	29.280	244	232	36	2	1:37.381	32.572	226	35.678	209	29.131	245	243
18	1	1:37.803	33.233	228	35.408	207	29.162	245	234	37	2	1:37.236	32.663	232	35.591	208	28.982	245	230
19	1	1:41.633	32.761	229	35.485	207	33.387		229	38	2	1:37.020	32.428	223	35.554	207	29.038	245	238

<b>3</b> Fittje, DEU(#1) / Wiebelhaus, DEU(#2)										<b>theoretical besttime: 1:35.719</b>									
1	1	1:42.313	37.538	221	35.340	204	29.435	240	189	20	1	1:40.754	32.608	227	35.155	205	32.991		243
2	1	1:37.110	32.815	223	34.969	204	29.326	240	240	21	1	3:03.068	1:58.577	223	35.325	206	29.166	241	
3	1	1:36.703	32.906	225	34.741	205	29.056	240	239	22	1	1:42.039	32.647	225	34.985	206	34.407	241	244
4	1	1:36.098	32.568	225	34.589	204	28.941	241	243	23	2	1:37.293	32.858	226	35.255	206	29.180	241	242
5	1	1:35.984	32.423	227	34.559	205	29.002	241	246	24	2	1:37.283	32.643	227	35.506	206	29.134	242	240
6	1	1:36.037	32.487	226	34.567	205	28.983	241	248	25	2	1:36.710	32.677	227	35.016	205	29.017	242	246
7	1	1:35.963	32.464	227	<b>34.541</b>	205	28.958	240	244	26	2	1:36.380	32.448	227	34.954	207	28.978	242	246
8	1	<b>1:35.878</b>	32.370	227	34.557	205	28.951	242	245	27	2	1:36.737	32.403	228	35.172	207	29.162	242	248
9	1	1:36.028	<b>32.332</b>	227	34.671	204	29.025	241	247	28	2	1:36.753	32.559	228	35.148	206	29.046	242	245
10	1	1:36.228	32.509	225	34.722	205	28.997	241	247	29	2	1:36.843	32.666	228	35.112	207	29.065	242	243
11	1	1:36.082	32.408	226	34.694	205	28.980	241	244	30	2	1:36.517	32.425	229	35.147	206	28.945	242	247
12	1	1:36.390	32.568	227	34.754	205	29.068	241	242	31	2	1:36.563	32.456	229	35.175	206	28.932	242	247
13	1	1:36.559	32.673	226	34.833	205	29.053	240	243	32	2	1:36.522	32.383	228	35.250	206	28.889	243	<b>248</b>
14	1	1:36.506	32.523	226	34.880	205	29.103	240	244	33	2	1:36.759	32.451	228	35.244	205	29.064	244	247
15	1	1:36.698	32.546	226	34.941	204	29.211	240	243	34	2	1:37.719	33.370	228	35.281	206	29.068	242	226
16	1	1:37.062	32.795	226	35.014	205	29.253	240	238	35	2	1:36.908	32.573	229	35.319	206	29.016	242	246
17	1	1:36.974	32.677	227	35.060	204	29.237	241	245	36	2	1:36.529	32.480	229	35.203	207	<b>28.846</b>	<b>243</b>	245
18	1	1:37.234	32.759	228	35.165	204	29.310	241	242	37	2	1:37.025	32.708	219	35.442	207	28.875	243	220
19	1	1:36.729	32.640	226	35.090	204	28.999	240	239	38	2	1:37.001	32.484	229	35.346	206	29.171	246	245





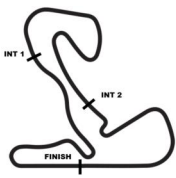
Sector List Provisional

Table for Sector 4: Fach, CHE(#1) / Schwarzer, DEU(#2). Columns include Lap Id, Time, SE1, SP1, SE2, SP2, SE3, SP3, TSP. Theoretical besttime: 1:35.730.

Table for Sector 5: Mokoena, ZAF(#1) / Reis, DEU(#2). Columns include Lap Id, Time, SE1, SP1, SE2, SP2, SE3, SP3, TSP. Theoretical besttime: 1:35.991.

Table for Sector 8: Schumm, CHE(#1) / Karklys, LTU(#2). Columns include Lap Id, Time, SE1, SP1, SE2, SP2, SE3, SP3, TSP. Theoretical besttime: 1:37.172.





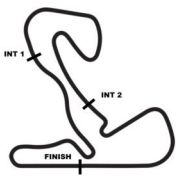
Sector List Provisional

Table for Race 10: de Sybourg, CHE(#1) / Coseteng, PHL(#2). Theoretical besttime: 1:36.467. Columns include Lap Id, Time, SE1, SP1, SE2, SP2, SE3, SP3, TSP for two laps.

Table for Race 14: Valente, CHE(#1) / D'Auria, CHE(#2). Theoretical besttime: 1:36.081. Columns include Lap Id, Time, SE1, SP1, SE2, SP2, SE3, SP3, TSP for two laps.

Table for Race 19: Tweraser, AUT(#1) / Julius-Bernhart, DEU(#2). Theoretical besttime: 1:36.332. Columns include Lap Id, Time, SE1, SP1, SE2, SP2, SE3, SP3, TSP for two laps.





Sector List Provisional

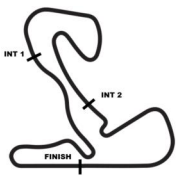
Table for Sector 29: Holzem, DEU(#1) / Holzem, DEU(#2). Theoretical besttime: 1:36.004. Columns include Lap Id, Time, SE1, SP1, SE2, SP2, SE3, SP3, TSP for two laps.

Table for Sector 33: Greif, DEU(#1) / Primm, DEU(#2). Theoretical besttime: 1:35.574. Columns include Lap Id, Time, SE1, SP1, SE2, SP2, SE3, SP3, TSP for two laps.

Table for Sector 34: Bulatov, DEU(#1) / Ortmann, DEU(#2). Theoretical besttime: 1:35.666. Columns include Lap Id, Time, SE1, SP1, SE2, SP2, SE3, SP3, TSP for two laps.







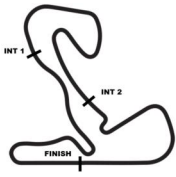
### Sector List Provisional

Lap Id	Time	SE1	SP1	SE2	SP2	SE3	SP3	TSP	Lap Id	Time	SE1	SP1	SE2	SP2	SE3	SP3	TSP
<b>35 Hantke, DEU(#1) / Hull, USA(#2)</b>									<b>theoretical besttime: 1:36.424</b>								
1	1:45.720	39.805	211	35.906	205	30.009	241	179	19	1:37.974	32.719	229	35.757	205	29.498	242	233
2	1:38.194	33.185	223	35.400	205	29.609	242	225	20	1:37.567	32.855	227	35.307	205	29.405	241	218
3	1:37.828	33.079	227	35.186	204	29.563	242	236	21	1:42.014	32.720	229	35.511	206	33.783		241
4	1:36.997	32.771	227	34.777	205	29.449	242	237	22	2:00.602	2:00.949	215	37.449	207	30.204	240	
5	1:37.040	32.540	228	35.171	205	29.329	242	238	23	1:41.404	34.688	218	36.556	204	30.160	241	230
6	1:36.812	32.593	228	34.880	206	29.339	242	243	24	1:40.760	33.786	225	36.881	204	30.093	240	230
7	1:36.643	32.645	228	34.891	205	29.107	243	237	25	1:40.959	33.808	226	37.042	205	30.109	240	231
8	1:37.396	32.608	228	35.325	205	29.463	242	234	26	1:41.375	33.687	226	37.301	205	30.387	240	234
9	1:37.439	32.707	229	35.370	205	29.362	243	237	27	1:40.393	33.751	222	36.798	205	29.844	241	230
10	1:37.528	32.763	228	35.295	206	29.470	242	243	28	1:40.943	33.922	223	37.073	205	29.948	241	232
11	1:40.365	35.278	202	35.723	205	29.364	242	237	29	1:41.452	34.118	214	37.039	206	30.295	241	228
12	1:38.109	33.200	225	35.439	205	29.470	242	240	30	1:42.181	34.148	226	37.694	205	30.339	241	230
13	1:36.736	32.580	228	34.998	207	29.158	243	240	31	1:40.932	33.874	216	36.922	204	30.136	241	233
14	1:37.370	32.615	229	35.315	206	29.440	243	244	32	2:05.657	33.967	218	1:00.099	172	31.591	242	242
15	1:38.631	33.329	221	35.937	205	29.365	244	232	33	1:42.101	34.369	216	37.332	206	30.400	240	231
16	1:38.922	32.896	221	36.381	206	29.645	241	230	34	1:43.634	35.032	202	37.347	204	31.255	178	234
17	1:37.181	32.661	229	35.170	206	29.350	242	242	35								178
18	1:37.395	32.773	228	35.268	206	29.354	242	233									

Lap Id	Time	SE1	SP1	SE2	SP2	SE3	SP3	TSP	Lap Id	Time	SE1	SP1	SE2	SP2	SE3	SP3	TSP
<b>54 Köhler, DEU(#1) / Oosten, NLD(#2)</b>									<b>theoretical besttime: 1:35.392</b>								
1	1:46.509	40.885	189	36.487	209	29.137	247	180	20	1:36.227	32.448	232	35.019	209	28.760	246	237
2	1:37.895	33.062	217	35.125	207	29.708	247	219	21	1:36.531	32.552	229	35.154	210	28.825	248	241
3	1:36.280	32.779	224	34.743	208	28.758	248	221	22	1:36.796	32.570	227	35.439	210	28.787	248	234
4	1:36.043	32.424	226	35.021	207	28.598	248	236	23	1:36.890	32.746	229	35.274	209	28.870	250	224
5	1:35.542	32.369	232	34.616	209	28.557	248	250	24	1:37.343	32.910	232	35.519	208	28.914	248	240
6	1:35.728	32.240	233	34.802	209	28.686	247	249	25	1:36.902	32.695	230	35.354	209	28.853	248	228
7	1:35.945	32.480	231	34.714	209	28.751	249	229	26	1:36.985	32.733	231	35.278	209	28.974	247	238
8	1:37.476	33.160	227	35.257	208	29.059	246	225	27	1:36.985	32.594	232	35.426	210	28.965	248	231
9	1:36.955	33.209	226	34.828	208	28.918	247	229	28	1:36.555	32.495	229	35.289	210	28.771	248	241
10	1:36.022	32.614	232	34.790	208	28.618	248	241	29	1:36.539	32.529	232	35.328	210	28.682	249	243
11	1:35.830	32.496	232	34.798	209	28.536	247	243	30	1:36.718	32.373	234	35.554	209	28.791	249	235
12	1:36.144	32.365	232	35.013	209	28.766	248	244	31	1:36.874	32.728	233	35.476	209	28.670	248	234
13	1:36.498	32.439	232	35.253	210	28.806	248	243	32	1:36.323	32.287	234	35.312	208	28.724	247	246
14	1:37.043	33.003	225	35.249	209	28.791	248	229	33	1:36.508	32.307	232	35.434	209	28.767	248	243
15	1:36.882	32.965	225	35.101	209	28.816	247	221	34	1:37.671	32.726	213	36.056	209	28.889	248	239
16	1:41.470	32.767	229	35.215	209	33.488		225	35	1:36.616	32.482	230	35.439	210	28.695	248	241
17	2:04.585	2:00.057	220	35.477	207	29.051	247		36	1:36.392	32.255	234	35.318	209	28.819	248	243
18	1:36.898	32.685	227	35.316	207	28.897	246	230	37	1:36.861	32.497	233	35.574	209	28.790	247	227
19	1:36.382	32.502	231	35.034	209	28.846	246	233	38	1:36.962	32.587	233	35.579	209	28.796	249	222

Lap Id	Time	SE1	SP1	SE2	SP2	SE3	SP3	TSP	Lap Id	Time	SE1	SP1	SE2	SP2	SE3	SP3	TSP
<b>63 Hites, CHL(#1) / Zimmermann, DEU(#2)</b>									<b>theoretical besttime: 1:35.654</b>								
1	1:41.774	37.235	222	35.267	207	29.272	243	201	20	1:36.850	32.759	229	34.912	208	29.179	244	250
2	1:36.525	32.636	228	34.696	207	29.193	244	247	21	1:41.902	32.852	229	35.428	207	33.622		252
3	1:35.883	32.404	229	34.533	208	28.946	245	251	22	3:03.895	1:59.406	220	35.410	207	29.079	246	
4	1:36.173	32.461	229	34.761	207	28.951	246	253	23	1:38.471	32.769	216	35.924	206	29.778	244	249
5	1:35.908	32.421	229	34.545	208	28.942	245	256	24	1:37.569	33.513	230	35.053	207	29.003	246	244
6	1:35.800	32.399	230	34.564	208	28.837	246	253	25	1:36.347	32.524	232	34.982	207	28.841	245	250
7	1:35.869	32.324	228	34.655	207	28.890	246	253	26	1:36.574	32.512	231	35.071	208	28.991	246	247
8	1:36.092	32.345	230	34.760	208	28.987	246	251	27	1:36.511	32.408	232	35.041	208	29.062	244	246
9	1:36.276	32.532	229	34.786	207	28.958	245	251	28	1:37.012	32.724	231	35.284	208	29.004	246	246
10	1:36.226	32.439	229	34.868	208	28.919	245	254	29	1:36.504	32.513	232	35.037	208	28.954	246	250
11	1:36.234	32.425	229	34.797	207	29.012	244	253	30	1:36.767	32.575	226	35.089	208	29.103	245	250
12	1:36.357	32.504	229	34.886	207	28.967	245	253	31	1:36.687	32.578	232	35.104	208	29.005	246	248
13	1:36.181	32.542	228	34.842	207	28.797	246	251	32	1:36.708	32.516	232	35.153	208	29.039	246	253
14	1:36.161	32.352	229	34.978	208	28.831	246	253	33	1:37.141	32.520	231	35.412	207	29.209	245	249
15	1:36.404	32.492	229	34.845	208	29.067	245	253	34	1:37.272	32.637	228	35.519	207	29.116	246	246
16	1:36.597	32.689	229	34.817	207	29.091	245	249	35	1:37.441	32.943	225	35.500	207	28.998	245	244
17	1:36.572	32.677	229	34.835	208	29.060	245	254	36	1:37.068	32.755	230	35.274	208	29.039	246	250
18	1:36.877	32.736	229	34.998	207	29.143	244	251	37	1:37.623	32.809	226	35.385	207	29.429	245	239
19	1:36.746	32.525	227	35.166	207	29.055	243	250	38	1:39.804	33.495	220	36.403	207	29.906	227	234





Sector List Provisional

Table with columns: Lap Id, Time, SE1, SP1, SE2, SP2, SE3, SP3, TSP. Includes driver names (Kapfinger, DEU(#1) / Kapfinger, DEU(#2)) and a theoretical besttime of 1:35.929.

