

DTM Oschersleben

ADAC GT Masters

Race 1



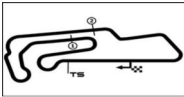
27 April 2024 15:55

Lap Chart Provisional

LapCha	1	2	3	4	5	6	7	8	9	10	11	12	13	14	15	16	17	18	19	20	21	22	23	24	25	26	27	28	29	30	31	32	33	34	35	36	37	38	39	40	41	42	43	44	45										
LAP 1	54	63	3	1	2	10	33	5	91	34	14	35	8	4	19																																								
LAP 2	54	63	3	1	10	2	33	91	5	34	14	35	8	4	19																																								
LAP 3	54	63	3	1	10	2	33	91	5	34	14	35	8	4	19																																								
LAP 4	54	63	3	1	10	2	33	91	5	34	14	35	8	4																																									
LAP 5	54	63	3	1	10	2	33	91	5	34	14	35	8	4	SC																																								
LAP 6	54	10	3	1	2	33	91	5	34	14	35	8	4	.63																																									
LAP 7	54	10	3	1	2	33	5	91	34	14	35	8	4	63'																																									
LAP 8	54	10	3	1	2	33	5	91	34	14	35	8	4	63'																																									
LAP 9	54	10	3	1	2	33	5	91	34	14	35	8	4	63'																																									
LAP 10	54	10	3	1	2	33	5	91	34	14	35	8	4	63'																																									
LAP 11	54	10	3	1	33	2	5	91	34	14	35	8	4	63'																																									
LAP 12	54	10	3	1	33	2	5	91	34	14	35	8	4	63'																																									
LAP 13	54	10	3	1	33	2	5	91	34	14	35	8	4	63'																																									
LAP 14	54	10	3	1	33	2	5	91	34	14	35	8	4	63'																																									
LAP 15	54	10	3	1	33	2	5	91	34	14	35	4	.8	63'																																									
LAP 16	54	10	3	1	33	2	5	91	34	14	35	4	63'																																										
LAP 17	54	10	3	1	33	5	34	35	.2	.91	.14	.4	63'																																										
LAP 18	54	10	3	1	33	5	34	.35	63'	91'	2'	14'	4'																																										
LAP 19	54	10	3	1	33	5	34	63'	91'	2'	14'	4'	35'																																										
LAP 20	54	10	3	1	33	5	.34	63'	91'	2'	14'	4'	35'																																										
LAP 21	54	10	1	5	.3	.33	63	91'	2'	14'	34'	4'	35'																																										
LAP 22	1	.54	.10	.5	.63	3	33'	91'	2'	14'	4'	34'	35'																																										
LAP 23	.1	54	10	5	3	91	2	14	33	4	34	35	63'																																										
LAP 24	54	1	10	5	3	91	2	14	33	4	34	35	63'																																										
LAP 25	54	1	10	5	3	91	2	14	33	4	34	35	63'																																										
LAP 26	54	1	5	3	91	2	14	10	33	4	34	35	63'																																										
LAP 27	54	1	5	3	91	2	14	10	33	4	34	35	63'																																										
LAP 28	54	1	5	3	91	2	14	10	33	4	34	35	63'																																										
LAP 29	54	1	5	3	91	2	14	10	4	33	34	35	63'																																										
LAP 30	54	1	5	3	91	2	14	10	4	33	34	35	63'																																										
LAP 31	54	1	5	3	91	2	14	10	4	33	34	35	63'																																										
LAP 32	54	1	5	3	91	2	14	10	4	33	34	35	63'																																										
LAP 33	54	1	5	3	91	2	14	10	4	33	34	35	63'																																										

.- PIT STOP ' - LAP BEHIND





DTM Oschersleben

ADAC GT Masters

Race 1



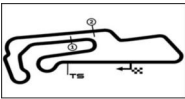
27 April 2024 15:55

Lap Chart Provisional

LapCha	1	2	3	4	5	6	7	8	9	10	11	12	13	14	15	16	17	18	19	20	21	22	23	24	25	26	27	28	29	30	31	32	33	34	35	36	37	38	39	40	41	42	43	44	45									
LAP 34	54	1	5	3	91	2	14	10	4	33	34	35	63'																																									
LAP 35	54	1	5	3	91	2	14	10	4	33	34	35'	63'																																									
LAP 36	54	1	5	3	91	2	14	10	4	33	34	63'	35'																																									
LAP 37	54	1	5	3	91	2	14	10	4	33	34	63'	35'																																									
LAP 38	54	1	5	3	91	2	14	4	33	34	63'	35'																																										
LAP 39	54	1	5	3	91	2	14	4	33	34	63'	35'																																										
LAP 40	54	1	5	3	91	2	14	4	33	34	63'	35'																																										
LAP 41	54	1	5	3	91	2	14	4	33	34	63'	35'																																										
LAP 42	54	1	5	3	91	2	14	4	34	33																																												

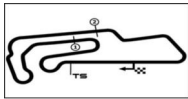
.- PIT STOP ' - LAP BEHIND





Pit Stops Provisional

Nr	Driver in	Day time in	Time in	Driver out	Day time out	Time out	Reason	Nett Time
63	Tim Zimmermann	16:07:00.805	9:38.789	Tim Zimmermann	16:07:48.111	10:26.095	Technical	47.306
8	Jonas Karklys	16:20:07.733	22:45.717				Technical	
2	Salman Owega	16:22:42.848	25:20.832	David Schumacher	16:24:11.697	26:49.681		1:28.849
91	Michael Kapfinger	16:22:44.473	25:22.457	Johannes Kapfinger	16:24:10.224	26:48.208		1:25.751
14	Jean-Luc D'Auria	16:22:47.236	25:25.220	Alain Valente	16:24:13.490	26:51.474		1:26.254
4	Alexander Schwarzer	16:23:02.606	25:40.590	Alexander Fach	16:24:14.199	26:52.183		1:11.593
35	Nico Hantke	16:24:17.567	26:55.551	Chandler Hull	16:25:43.985	28:21.969		1:26.418
34	Mike David Ortmann	16:27:04.569	29:42.553	Mike David Ortmann	16:28:30.384	31:08.368		1:25.815
3	Jannes Fittje	16:28:23.030	31:01.014	Finn Wiebelhaus	16:29:51.673	32:29.657		1:28.643
33	Simon Connor Primm	16:28:24.921	31:02.905	Jonas Greif	16:29:50.522	32:28.506		1:25.601
54	Maxime Oosten	16:29:33.631	32:11.615	Leon Köhler	16:30:59.082	33:37.066		1:25.451
10	Eduardo Coseteng	16:29:48.823	32:26.807	Gregory de Sybourg	16:31:14.178	33:52.162		1:25.355
5	Kwanda Mokoena	16:29:51.620	32:29.604	Kwanda Mokoena	16:31:17.866	33:55.850		1:26.246
63	Tim Zimmermann	16:31:00.186	33:38.170	Benjamin Hites	16:32:25.356	35:03.340		1:25.170
1	Elias Seppänen	16:31:14.406	33:52.390	Tom Kalender	16:32:40.200	35:18.184		1:25.794



Top speed list Provisional

#	Name (NAT)	Team	Car name	Speed	Lap	Race time
10	Gregory de Sybourg (CHE)	FK Performance Motorsport (DEU)	BMW M4 GT3	243.24	27	39:59.754
54	Leon Köhler (DEU)	FK Performance Motorsport (DEU)	BMW M4 GT3	241.61	34	49:27.401
14	Jean-Luc D'Auria (CHE)	EMIL FREY RACING (CHE)	Ferrari 296 GT3	239.46	40	58:33.504
3	Finn Wiebelhaus (DEU)	Haupt Racing Team (DEU)	Mercedes-AMG GT3	238.93	32	47:03.349
8	Jonas Karklys (LTU)	LIQUI MOLY Team Engstler by NordVPN (DEU)	Audi R8 LMS GT3 EVO II	238.41	9	12:21.906
2	David Schumacher (DEU)	Haupt Racing Team (DEU)	Mercedes-AMG GT3	238.41	37	54:15.082
63	Benjamin Hites (CHL)	GRT Grasser-Racing-Team (AUT)	Lamborghini Huracan GT3 EVO 2	237.88	32	48:05.114
1	Tom Kalender (DEU)	Landgraf Motorsport (DEU)	Mercedes-AMG GT3	237.88	40	58:15.636
91	Michael Kapfinger (DEU)	Team Joos by Twin Busch (DEU)	Porsche 911 GT3 R 992	236.84	12	16:35.972
5	Max Reis (DEU)	Haupt Racing Team (DEU)	Mercedes-AMG GT3	236.84	34	49:54.050
4	Alexander Fach (CHE)	FACH AUTO TECH (CHE)	Porsche 911 GT3 R 992	236.32	26	38:38.715
33	Jonas Greif (DEU)	Paul Motorsport (DEU)	Lamborghini Huracan GT3 EVO 2	235.80	32	47:25.535
19	Taylor Hagler (USA)	GRT Grasser-Racing-Team (AUT)	Lamborghini Huracan GT3 EVO 2	234.27	2	1:42.739
34	Mike David Ortmann (DEU)	Walkenhorst Motorsport (DEU)	Aston Martin Vantage GT3	233.26	7	9:27.661
35	Nico Hantke (DEU)	Walkenhorst Motorsport (DEU)	Aston Martin Vantage GT3	232.25	6	8:00.986